

Test Laboratory: Compliance Certification Services Inc.

WCDMA band V -Body Front TNJ32

DUT: TNJ32; Type: PDA; Serial: n/a

Communication System: WCDMA Band V; Frequency: 826.4 MHz; Duty Cycle: 1:1
Medium parameters used (interpolated): $f = 826.4$ MHz; $\sigma = 0.931$ mho/m; $\epsilon_r = 54.1$; $\rho = 1000$ kg/m³
Phantom section: Flat Section
Air Temperature: 24.2 deg C; Liquid Temperature: 23.2 deg C
Area Scan Find Secondary Maximum Within 2dB and with a peak SAR value greater than 0.0012W/kg

DASY4 Configuration:

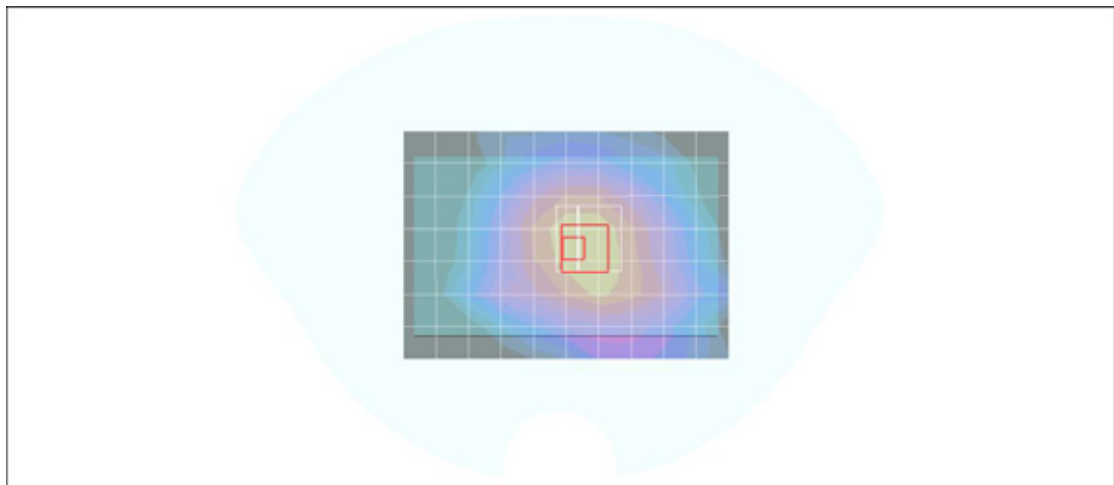
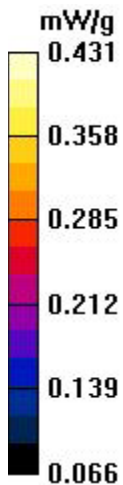
- Probe: EX3DV4 - SN3554; ConvF(7.57, 7.57, 7.57);
- Sensor-Surface: 2.5mm (Mechanical Surface Detection)
- Electronics: DAE4 Sn558; Calibrated: 2011/7/26
- Phantom: SAM 34; Type: SAM V4.0; Serial: TP-1150
- Measurement SW: DASY4, V4.7 Build 80; Postprocessing SW: SEMCAD, V1.8 Build 186

Body Front Low CH4132/Area Scan (8x11x1): Measurement grid: dx=15mm, dy=15mm

Maximum value of SAR (measured) = 0.306 mW/g

Body Front Low CH4132/Zoom Scan (7x7x9)/Cube 0:

Measurement grid: dx=5mm, dy=5mm, dz=3mm
Reference Value = 19.7 V/m; Power Drift = -0.079 dB
Peak SAR (extrapolated) = 0.391 W/kg
SAR(1 g) = 0.289 mW/g; SAR(10 g) = 0.216 mW/g
Maximum value of SAR (measured) = 0.340 mW/g



Test Laboratory: Compliance Certification Services Inc.

WCDMA band V -Body Front TNJ32

DUT: TNJ32; Type: PDA; Serial: n/a

Communication System: WCDMA Band V; Frequency: 826.4 MHz; Duty Cycle: 1:1
Medium parameters used (interpolated): $f = 826.4$ MHz; $\sigma = 0.931$ mho/m; $\epsilon_r = 54.1$; $\rho = 1000$ kg/m³
Phantom section: Flat Section
Air Temperature: 24.2 deg C; Liquid Temperature: 23.2 deg C
Area Scan Find Secondary Maximum Within 2dB and with a peak SAR value greater than 0.0012W/kg

DASY4 Configuration:

- Probe: EX3DV4 - SN3554; ConvF(7.57, 7.57, 7.57);
- Sensor-Surface: 2.5mm (Mechanical Surface Detection)
- Electronics: DAE4 Sn558; Calibrated: 2011/7/26
- Phantom: SAM 34; Type: SAM V4.0; Serial: TP-1150
- Measurement SW: DASY4, V4.7 Build 80; Postprocessing SW: SEMCAD, V1.8 Build 186

Left Tilted Low CH4132/Area Scan (8x11x1):

Measurement grid: dx=15mm, dy=15mm
Maximum value of SAR (measured) = 0.430 mW/g

Left Tilted Low CH4132/Zoom Scan (7x7x9)/Cube 0:

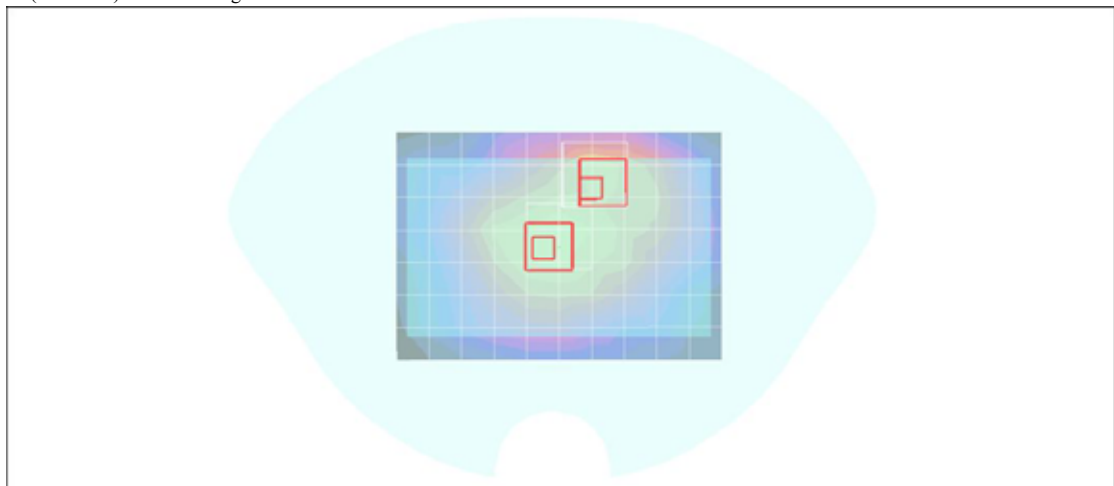
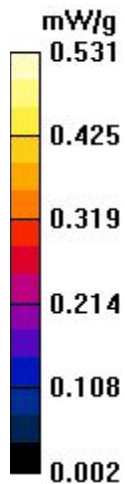
Measurement grid: dx=5mm, dy=5mm, dz=3mm
Reference Value = 21.3 V/m; Power Drift = -0.001 dB
Peak SAR (extrapolated) = 0.563 W/kg
SAR(1 g) = 0.375 mW/g; SAR(10 g) = 0.275 mW/g
Maximum value of SAR (measured) = 0.455 mW/g

Left Tilted Low CH4132/Zoom Scan (7x7x9)/Cube 1:

Measurement grid: dx=5mm, dy=5mm, dz=3mm
Reference Value = 21.3 V/m; Power Drift = -0.001 dB
Peak SAR (extrapolated) = 0.463 W/kg
SAR(1 g) = 0.327 mW/g; SAR(10 g) = 0.231 mW/g
Maximum value of SAR (measured) = 0.400 mW/g

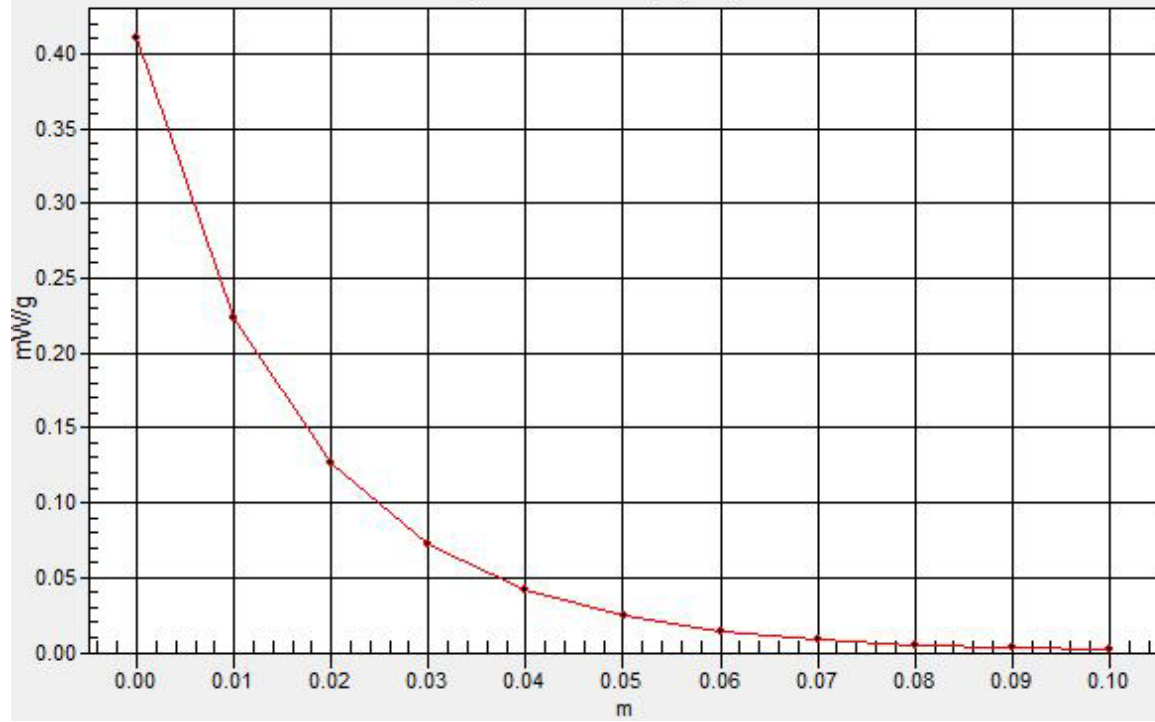
Left Tilted Low CH4132/Z Scan (1x1x11):

Measurement grid: dx=20mm, dy=20mm, dz=10mm
Maximum value of SAR (measured) = 0.411 mW/g



SAR(x,y,z,f0)

SAR; Z Scan: Value Along Z, X=0, Y=0



Test Laboratory: Compliance Certification Services Inc.

WCDMA band II -Body TNJ32

DUT: TNJ32; Type: PDA; Serial: n/a

Communication System: WCDMA Band II; Frequency: 1907.6 MHz; Duty Cycle: 1:1

Medium parameters used: $f = 1908$ MHz; $\sigma = 1.52$ mho/m; $\epsilon_r = 51.7$; $\rho = 1000$ kg/m³

Phantom section: Flat Section

Air Temperature: 24.2 deg C; Liquid Temperature: 23.2 deg C

Area Scan Find Secondary Maximum Within 2dB and with a peak SAR value greater than 0.0012W/kg

DASY4 Configuration:

- Probe: EX3DV4 - SN3554; ConvF(6.33, 6.33, 6.33);
- Sensor-Surface: 2.5mm (Mechanical Surface Detection)
- Electronics: DAE4 Sn558; Calibrated: 2011/7/26
- Phantom: SAM 34; Type: SAM V4.0; Serial: TP-1150
- Measurement SW: DASY4, V4.7 Build 80; Postprocessing SW: SEMCAD, V1.8 Build 186

Body Front High CH9538/Area Scan (8x11x1):

Measurement grid: dx=15mm, dy=15mm

Maximum value of SAR (measured) = 0.120 mW/g

Body Front High CH9538/Zoom Scan (7x7x9)/Cube 0:

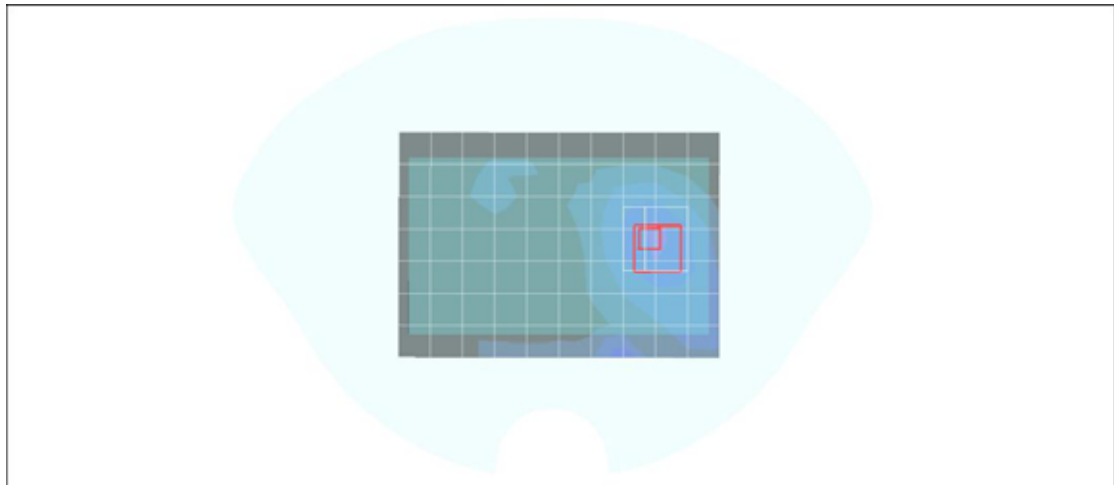
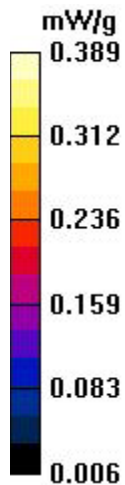
Measurement grid: dx=5mm, dy=5mm, dz=3mm

Reference Value = 2.74 V/m; Power Drift = -0.096 dB

Peak SAR (extrapolated) = 0.226 W/kg

SAR(1 g) = 0.125 mW/g; SAR(10 g) = 0.067 mW/g

Maximum value of SAR (measured) = 0.202 mW/g



Test Laboratory: Compliance Certification Services Inc.

WCDMA band II -Body TNJ32

DUT: TNJ32; Type: PDA; Serial: n/a

Communication System: WCDMA Band II; Frequency: 1907.6 MHz; Duty Cycle: 1:1
Medium parameters used: $f = 1908$ MHz; $\sigma = 1.52$ mho/m; $\epsilon_r = 51.7$; $\rho = 1000$ kg/m³
Phantom section: Flat Section
Air Temperature: 24.2 deg C; Liquid Temperature: 23.2 deg C
Area Scan Find Secondary Maximum Within 2dB and with a peak SAR value greater than 0.0012W/kg

DASY4 Configuration:

- Probe: EX3DV4 - SN3554; ConvF(6.33, 6.33, 6.33);
- Sensor-Surface: 2.5mm (Mechanical Surface Detection) Sensor-Surface: 0mm (Fix Surface)
- Electronics: DAE4 Sn558; Calibrated: 2011/7/26
- Phantom: SAM 34; Type: SAM V4.0; Serial: TP-1150
- Measurement SW: DASY4, V4.7 Build 80; Postprocessing SW: SEMCAD, V1.8 Build 186

Body Back High CH9538/Area Scan (8x11x1): Measurement grid: dx=15mm, dy=15mm

Maximum value of SAR (measured) = 0.868 mW/g

Body Back High CH9538/Zoom Scan (7x7x9)/Cube 0:

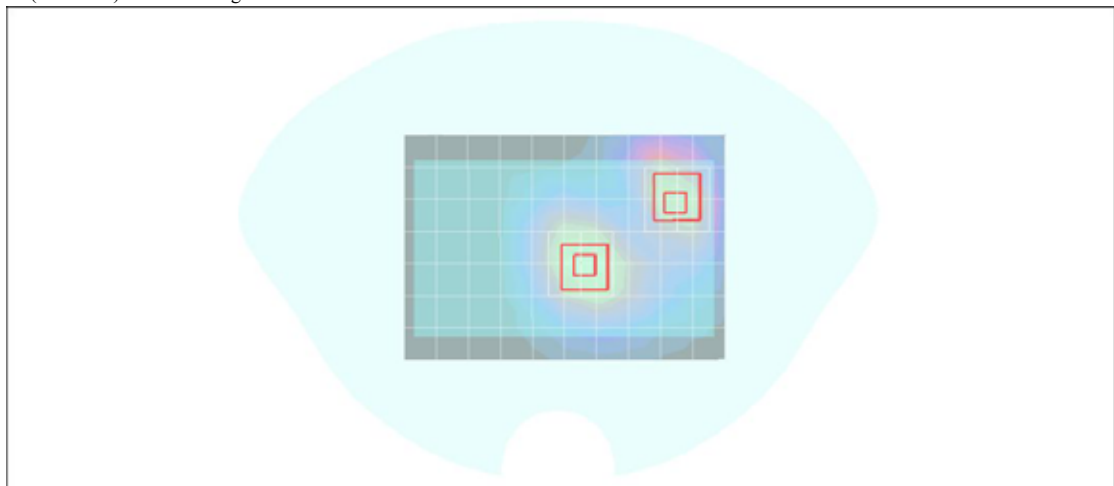
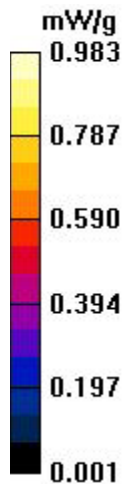
Measurement grid: dx=5mm, dy=5mm, dz=3mm
Reference Value = 22.6 V/m; Power Drift = -0.129 dB
Peak SAR (extrapolated) = 1.17 W/kg
SAR(1 g) = 0.705 mW/g; SAR(10 g) = 0.420 mW/g
Maximum value of SAR (measured) = 0.928 mW/g

Body Back High CH9538/Zoom Scan (7x7x9)/Cube 1:

Measurement grid: dx=5mm, dy=5mm, dz=3mm
Reference Value = 22.6 V/m; Power Drift = -0.129 dB
Peak SAR (extrapolated) = 1.13 W/kg
SAR(1 g) = 0.654 mW/g; SAR(10 g) = 0.360 mW/g
Maximum value of SAR (measured) = 0.877 mW/g

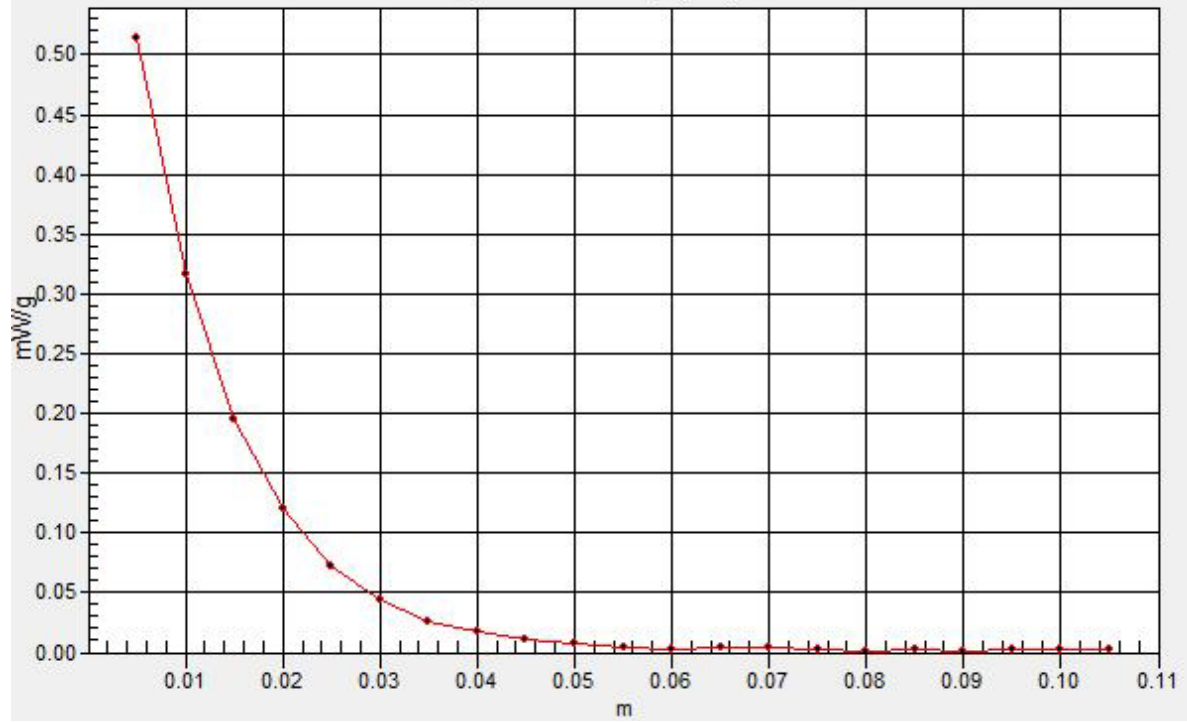
Body Back High CH9538/Z Scan (1x1x21): Measurement grid: dx=20mm, dy=20mm, dz=5mm

Maximum value of SAR (measured) = 0.514 mW/g



SAR(x,y,z,f0)

SAR; Z Scan: Value Along Z, X=0, Y=0



Test Laboratory: Compliance Certification Services Inc.

WCDMA band IV -Body Front TNJ32

DUT: TNJ32; Type: PDA; Serial: n/a

Communication System: WCDMA band IV; Frequency: 1752.6 MHz; Duty Cycle: 1:1
Medium parameters used (interpolated): $f = 1752.6$ MHz; $\sigma = 1.45$ mho/m; $\epsilon_r = 52$; $\rho = 1000$ kg/m³
Phantom section: Flat Section
Air Temperature: 24.2 deg C; Liquid Temperature: 23.2 deg C
Area Scan Find Secondary Maximum Within 2dB and with a peak SAR value greater than 0.0012W/kg

DASY4 Configuration:

- Probe: EX3DV4 - SN3554; ConvF(6.58, 6.58, 6.58);
- Sensor-Surface: 2.5mm (Mechanical Surface Detection)
- Electronics: DAE4 Sn558; Calibrated: 2011/7/26
- Phantom: SAM 34; Type: SAM V4.0; Serial: TP-1150
- Measurement SW: DASY4, V4.7 Build 80; Postprocessing SW: SEMCAD, V1.8 Build 186

Body Front High CH1513/Area Scan (8x11x1):

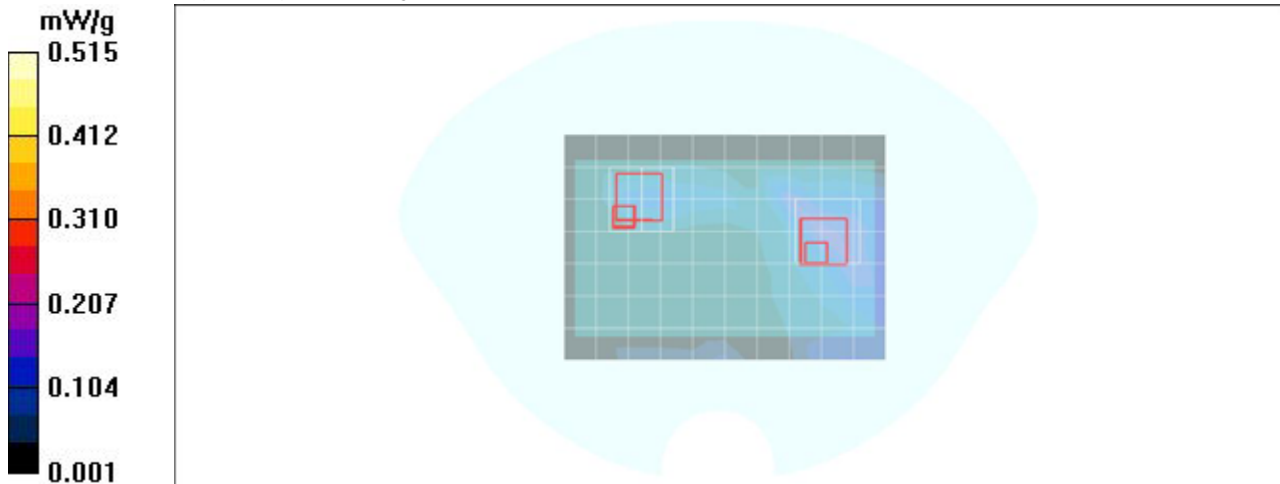
Measurement grid: dx=15mm, dy=15mm
Maximum value of SAR (measured) = 0.190 mW/g

Body Front High CH1513/Zoom Scan (7x7x9)/Cube 0:

Measurement grid: dx=5mm, dy=5mm, dz=3mm
Reference Value = 2.36 V/m; Power Drift = -0.067 dB
Peak SAR (extrapolated) = 0.470 W/kg
SAR(1 g) = 0.095 mW/g; SAR(10 g) = 0.060 mW/g
Maximum value of SAR (measured) = 0.168 mW/g

Body Front High CH1513/Zoom Scan (7x7x9)/Cube 1:

Measurement grid: dx=5mm, dy=5mm, dz=3mm
Reference Value = 2.36 V/m; Power Drift = -0.067 dB
Peak SAR (extrapolated) = 0.173 W/kg
SAR(1 g) = 0.084 mW/g; SAR(10 g) = 0.043 mW/g
Maximum value of SAR (measured) = 0.142 mW/g



Test Laboratory: Compliance Certification Services Inc.

WCDMA band IV -Body Front TNJ31

DUT: TNJ32; Type: PDA; Serial: n/a

Communication System: WCDMA band IV; Frequency: 1752.6 MHz; Duty Cycle: 1:1
Medium parameters used (interpolated): $f = 1752.6$ MHz; $\sigma = 1.45$ mho/m; $\epsilon_r = 52$; $\rho = 1000$ kg/m³
Phantom section: Flat Section
Air Temperature: 24.2 deg C; Liquid Temperature: 23.2 deg C
Area Scan Find Secondary Maximum Within 2dB and with a peak SAR value greater than 0.0012W/kg

DASY4 Configuration:

- Probe: EX3DV4 - SN3554; ConvF(6.58, 6.58, 6.58);
- Sensor-Surface: 2.5mm (Mechanical Surface Detection)
- Electronics: DAE4 Sn558; Calibrated: 2011/7/26
- Phantom: SAM 34; Type: SAM V4.0; Serial: TP-1150
- Measurement SW: DASY4, V4.7 Build 80; Postprocessing SW: SEMCAD, V1.8 Build 186

Body Back High CH1513/Area Scan (8x11x1):

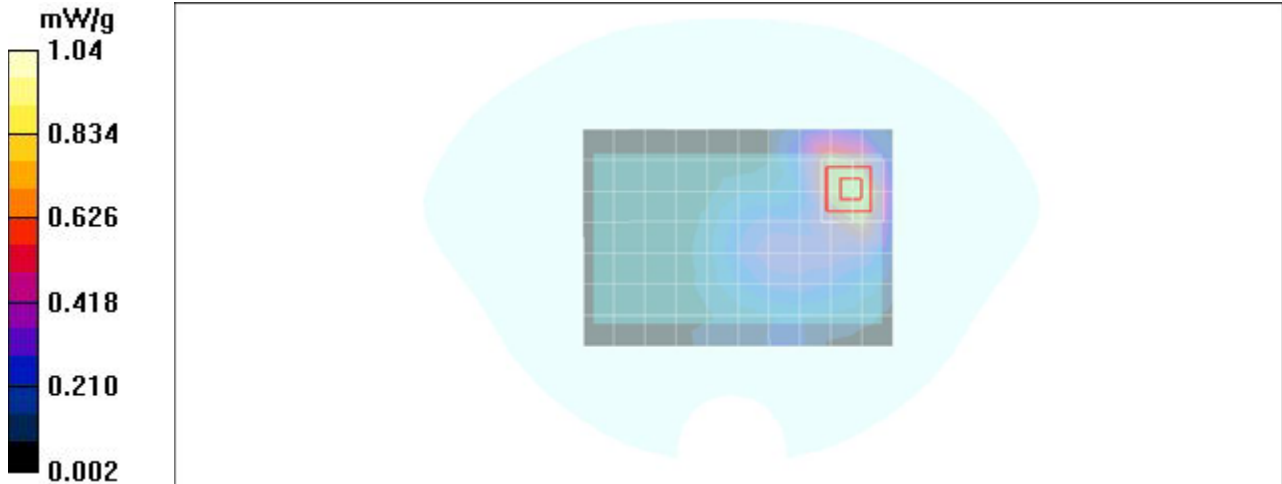
Measurement grid: dx=15mm, dy=15mm
Maximum value of SAR (measured) = 0.860 mW/g

Body Back High CH1513/Zoom Scan (7x7x9)/Cube 0:

Measurement grid: dx=5mm, dy=5mm, dz=3mm
Reference Value = 13.4 V/m; Power Drift = -0.084 dB
Peak SAR (extrapolated) = 1.20 W/kg
SAR(1 g) = **0.722 mW/g**; SAR(10 g) = **0.415 mW/g**
Maximum value of SAR (measured) = 0.920 mW/g

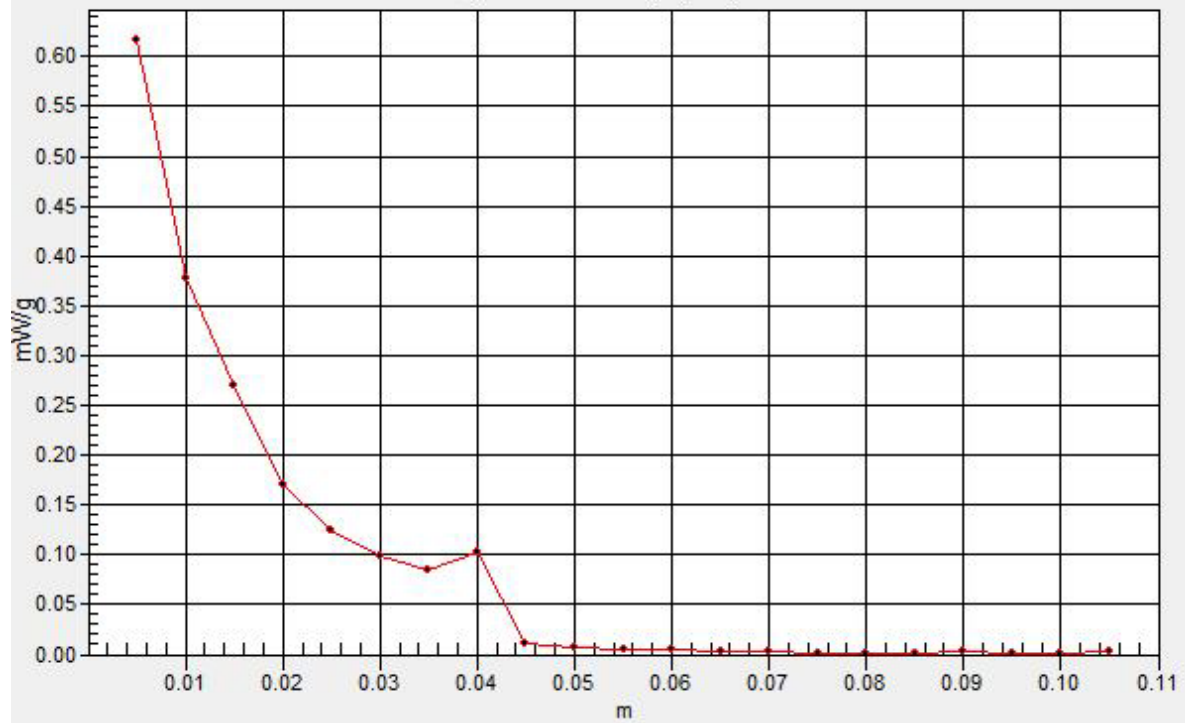
Body Back High CH1513/Z Scan (1x1x21):

Measurement grid: dx=20mm, dy=20mm, dz=5mm
Maximum value of SAR (measured) = 0.617 mW/g



SAR(x,y,z,f0)

SAR; Z Scan: Value Along Z, X=0, Y=0



Test Laboratory: Compliance Certification Services Inc.

GSM 835 -Body TNJ32

DUT: TNJ31; Type: PDA; Serial: n/a

Communication System: GSM 850; Frequency: 836.6 MHz; Duty Cycle: 1:8
Medium parameters used (interpolated): $f = 836.6$ MHz; $\sigma = 0.94$ mho/m; $\epsilon_r = 54$; $\rho = 1000$ kg/m³
Phantom section: Flat Section
Air Temperature: 24.2 deg C; Liquid Temperature: 23.2 deg C
Area Scan Find Secondary Maximum Within 2dB and with a peak SAR value greater than 0.0012W/kg

DASY4 Configuration:

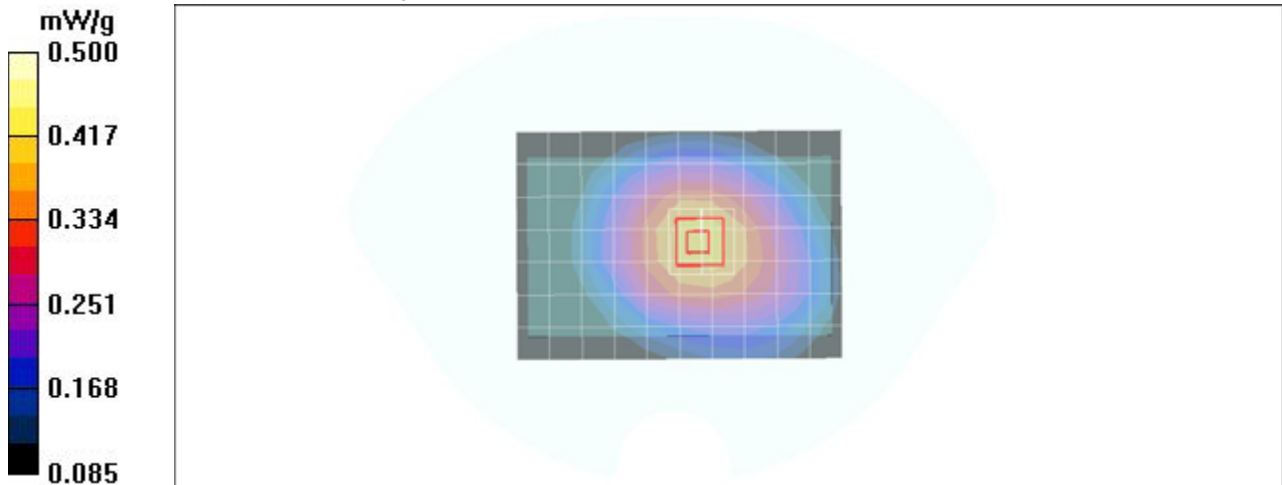
- Probe: EX3DV4 - SN3554; ConvF(8, 8, 8);
- Sensor-Surface: 2.5mm (Mechanical Surface Detection)
- Electronics: DAE4 Sn558; Calibrated: 2011/7/26
- Phantom: SAM 34; Type: SAM V4.0; Serial: TP-1150
- Measurement SW: DASY4, V4.7 Build 80; Postprocessing SW: SEMCAD, V1.8 Build 186

Body Front Middle CH190/Area Scan (8x11x1):

Measurement grid: dx=15mm, dy=15mm
Maximum value of SAR (measured) = 0.378 mW/g

Body Front Middle CH190/Zoom Scan (7x7x9)/Cube 0:

Measurement grid: dx=5mm, dy=5mm, dz=3mm
Reference Value = 19.0 V/m; Power Drift = -0.073 dB
Peak SAR (extrapolated) = 0.428 W/kg
SAR(1 g) = 0.326 mW/g; SAR(10 g) = 0.246 mW/g
Maximum value of SAR (measured) = 0.372 mW/g



Test Laboratory: Compliance Certification Services Inc.

GSM 835 -Body TNJ32

DUT: TNJ32; Type: PDA; Serial: n/a

Communication System: GSM 850; Frequency: 836.6 MHz; Duty Cycle: 1:8
Medium parameters used (interpolated): $f = 836.6$ MHz; $\sigma = 0.94$ mho/m; $\epsilon_r = 54$; $\rho = 1000$ kg/m³
Phantom section: Flat Section
Air Temperature: 24.2 deg C; Liquid Temperature: 23.2 deg C
Area Scan Find Secondary Maximum Within 2dB and with a peak SAR value greater than 0.0012W/kg

DASY4 Configuration:

- Probe: EX3DV4 - SN3554; ConvF(8, 8, 8);
- Sensor-Surface: 2.5mm (Mechanical Surface Detection)
- Electronics: DAE4 Sn558; Calibrated: 2011/7/26
- Phantom: SAM 34; Type: SAM V4.0; Serial: TP-1150
- Measurement SW: DASY4, V4.7 Build 80; Postprocessing SW: SEMCAD, V1.8 Build 186

Body Back Middle CH190/Area Scan (8x11x1):

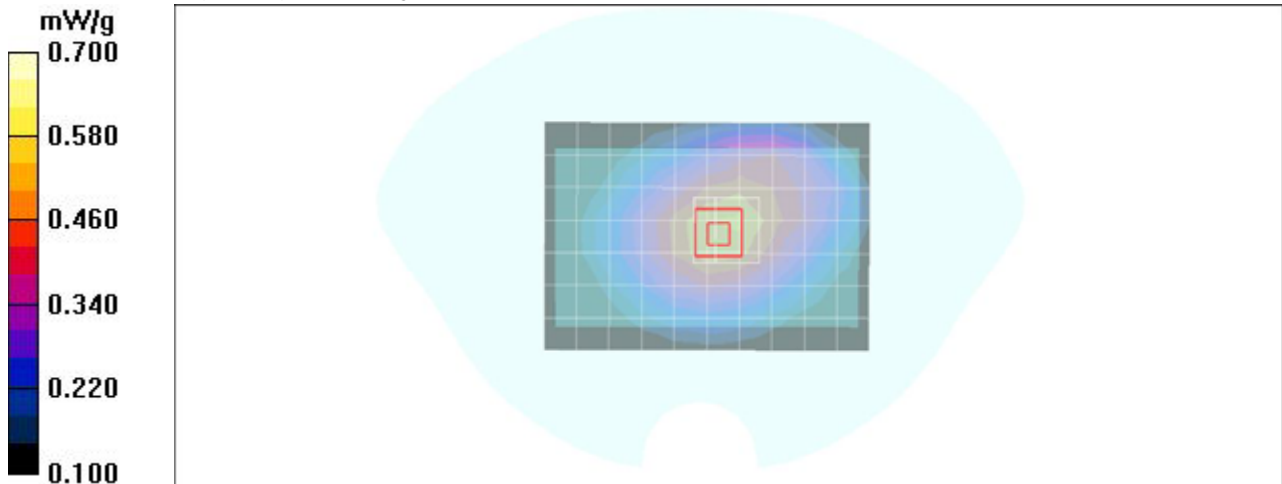
Measurement grid: dx=15mm, dy=15mm
Maximum value of SAR (measured) = 0.512 mW/g

Body Back Middle CH190/Zoom Scan (7x7x9)/Cube 0:

Measurement grid: dx=5mm, dy=5mm, dz=3mm
Reference Value = 23.5 V/m; Power Drift = -0.004 dB
Peak SAR (extrapolated) = 0.598 W/kg
SAR(1 g) = 0.440 mW/g; SAR(10 g) = 0.324 mW/g
Maximum value of SAR (measured) = 0.506 mW/g

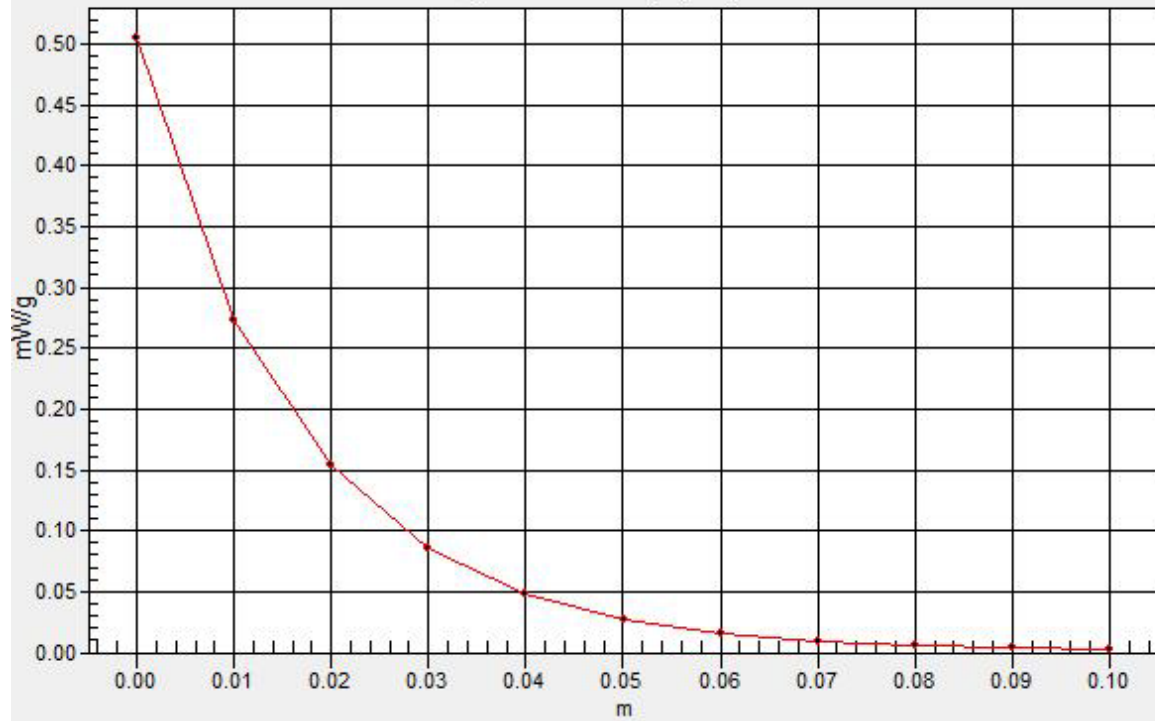
Body Back Middle CH190/Z Scan (1x1x11):

Measurement grid: dx=20mm, dy=20mm, dz=10mm
Maximum value of SAR (measured) = 0.505 mW/g



SAR(x,y,z,f0)

SAR; Z Scan: Value Along Z, X=0, Y=0



Test Laboratory: Compliance Certification Services Inc.

GPRS 835 -Body Front TNJ32

DUT: TNJ32; Type: PDA; Serial: n/a

Communication System: GPRS 850; Frequency: 836.6 MHz; Duty Cycle: 1:4
Medium parameters used (interpolated): $f = 836.6$ MHz; $\sigma = 0.94$ mho/m; $\epsilon_r = 54$; $\rho = 1000$ kg/m³
Phantom section: Flat Section
Air Temperature: 24.2 deg C; Liquid Temperature: 23.2 deg C
Area Scan Find Secondary Maximum Within 2dB and with a peak SAR value greater than 0.0012W/kg

DASY4 Configuration:

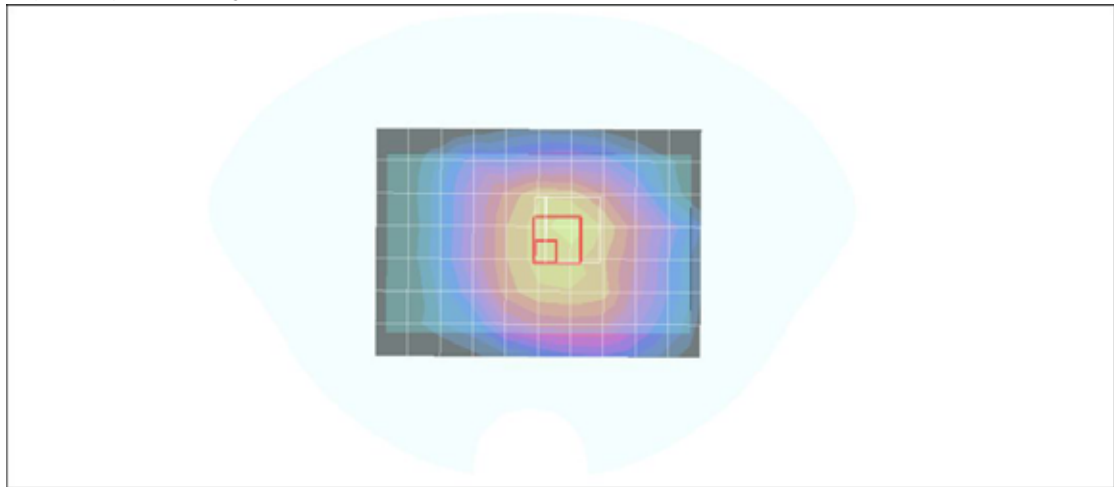
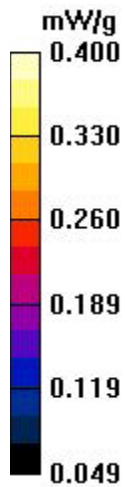
- Probe: EX3DV4 - SN3554; ConvF(8, 8, 8);
- Sensor-Surface: 2.5mm (Mechanical Surface Detection)
- Electronics: DAE4 Sn558; Calibrated: 2011/7/26
- Phantom: SAM 34; Type: SAM V4.0; Serial: TP-1150
- Measurement SW: DASY4, V4.7 Build 80; Postprocessing SW: SEMCAD, V1.8 Build 186

Body Front Middle CH190/Area Scan (8x11x1):

Measurement grid: dx=15mm, dy=15mm
Maximum value of SAR (measured) = 0.323 mW/g

Body Front Middle CH190/Zoom Scan (7x7x9)/Cube 0:

Measurement grid: dx=5mm, dy=5mm, dz=3mm
Reference Value = 18.3 V/m; Power Drift = -0.063 dB
Peak SAR (extrapolated) = 0.353 W/kg
SAR(1 g) = **0.266 mW/g**; SAR(10 g) = **0.199 mW/g**
Maximum value of SAR (measured) = 0.309 mW/g



Test Laboratory: Compliance Certification Services Inc.

GPRS 835 -Body Front TNJ31

DUT: TNJ31; Type: PDA; Serial: n/a

Communication System: GPRS 850; Frequency: 836.6 MHz; Duty Cycle: 1:4

Medium parameters used (interpolated): $f = 836.6$ MHz; $\sigma = 0.94$ mho/m; $\epsilon_r = 54$; $\rho = 1000$ kg/m³

Phantom section: Flat Section

Air Temperature: 24.2 deg C; Liquid Temperature: 23.2 deg C

Area Scan Find Secondary Maximum Within 2dB and with a peak SAR value greater than 0.0012W/kg

DASY4 Configuration:

- Probe: EX3DV4 - SN3554; ConvF(8, 8, 8);
- Sensor-Surface: 2.5mm (Mechanical Surface Detection)
- Electronics: DAE4 Sn558; Calibrated: 2011/7/26
- Phantom: SAM 34; Type: SAM V4.0; Serial: TP-1150
- Measurement SW: DASY4, V4.7 Build 80; Postprocessing SW: SEMCAD, V1.8 Build 186

Body Back Middle CH190/Area Scan (8x11x1): Measurement grid: dx=15mm, dy=15mm

Maximum value of SAR (measured) = 0.352 mW/g

Body Back Middle CH190/Zoom Scan (7x7x9)/Cube 0:

Measurement grid: dx=5mm, dy=5mm, dz=3mm

Reference Value = 18.5 V/m; Power Drift = -0.062 dB

Peak SAR (extrapolated) = 0.425 W/kg

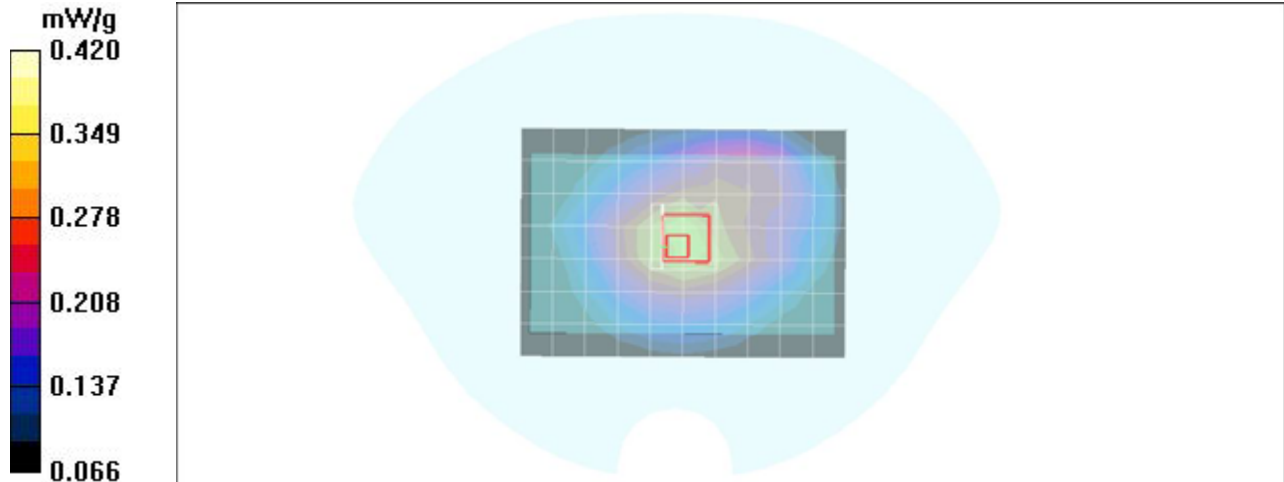
SAR(1 g) = 0.287 mW/g; SAR(10 g) = 0.205 mW/g

Maximum value of SAR (measured) = 0.346 mW/g

Body Back Middle CH190/Z Scan (1x1x11):

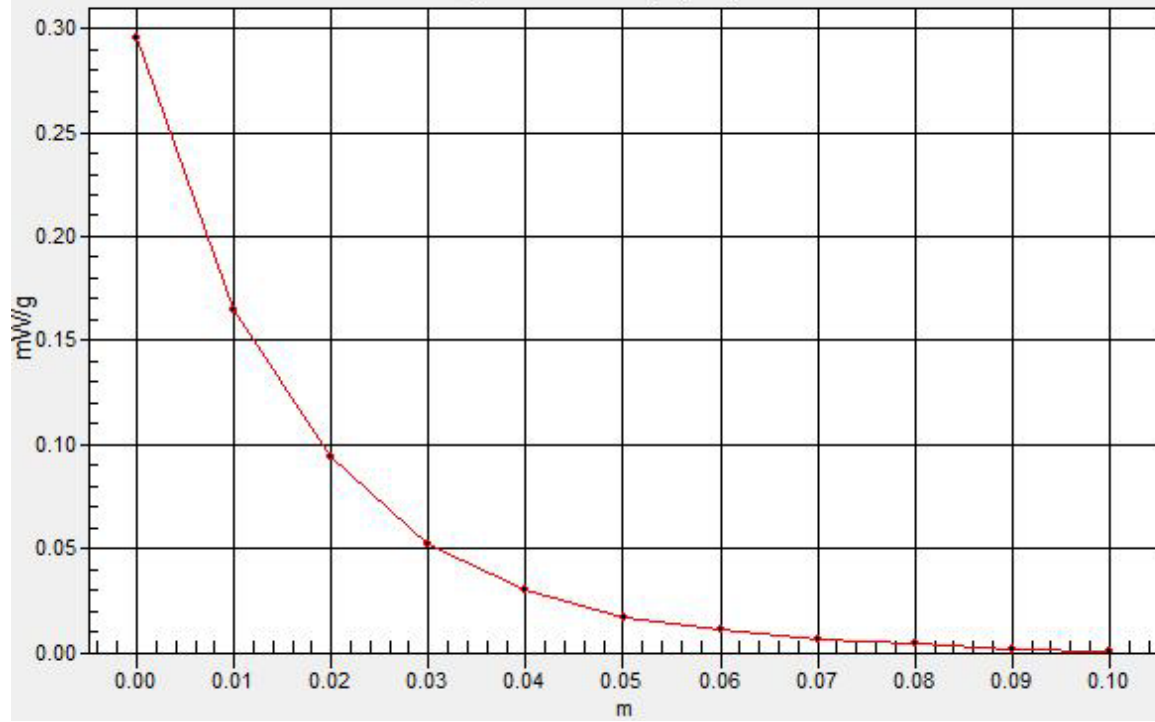
Measurement grid: dx=20mm, dy=20mm, dz=10mm

Maximum value of SAR (measured) = 0.295 mW/g



SAR(x,y,z,f0)

SAR; Z Scan: Value Along Z, X=0, Y=0



Test Laboratory: Compliance Certification Services Inc.

GSM 1900 -Body TNJ32

DUT: TNJ32; Type: PDA; Serial: n/a

Communication System: GSM 1900; Frequency: 1850.2 MHz; Duty Cycle: 1:8
Medium parameters used (interpolated): $f = 1850.2$ MHz; $\sigma = 1.49$ mho/m; $\epsilon_r = 51.8$; $\rho = 1000$ kg/m³
Phantom section: Flat Section
Air Temperature: 24.2 deg C; Liquid Temperature: 23.2 deg C
Area Scan Find Secondary Maximum Within 2dB and with a peak SAR value greater than 0.0012W/kg

DASY4 Configuration:

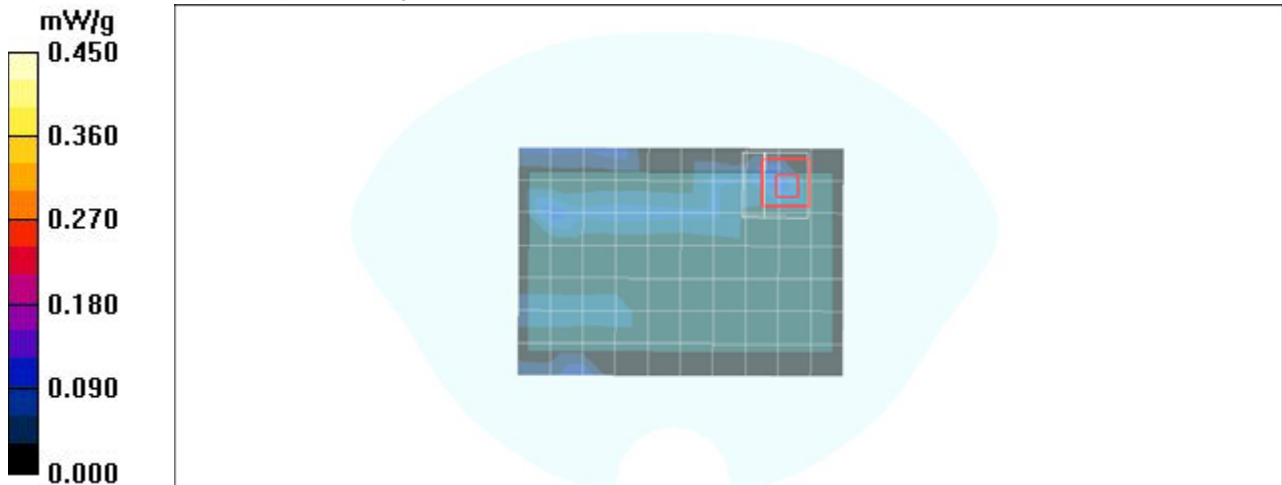
- Probe: EX3DV4 - SN3554; ConvF(6.33, 6.33, 6.33);
- Sensor-Surface: 2.5mm (Mechanical Surface Detection)
- Electronics: DAE4 Sn558; Calibrated: 2011/7/26
- Phantom: SAM 34; Type: SAM V4.0; Serial: TP-1150
- Measurement SW: DASY4, V4.7 Build 80; Postprocessing SW: SEMCAD, V1.8 Build 186

Body Front Low CH512/Area Scan (8x11x1):

Measurement grid: dx=15mm, dy=15mm
Maximum value of SAR (measured) = 0.128 mW/g

Body Front Low CH512/Zoom Scan (7x7x9)/Cube 0:

Measurement grid: dx=5mm, dy=5mm, dz=3mm
Reference Value = 1.52 V/m; Power Drift = -0.149 dB
Peak SAR (extrapolated) = 0.187 W/kg
SAR(1 g) = 0.083 mW/g; SAR(10 g) = 0.043 mW/g
Maximum value of SAR (measured) = 0.143 mW/g



Test Laboratory: Compliance Certification Services Inc.

GSM 1900 -Body TNJ32

DUT: TNJ31; Type: PDA; Serial: n/a

Communication System: GSM 1900; Frequency: 1850.2 MHz; Duty Cycle: 1:8
Medium parameters used (interpolated): $f = 1850.2$ MHz; $\sigma = 1.49$ mho/m; $\epsilon_r = 51.8$; $\rho = 1000$ kg/m³
Phantom section: Flat Section
Air Temperature: 24.2 deg C; Liquid Temperature: 23.2 deg C
Area Scan Find Secondary Maximum Within 2dB and with a peak SAR value greater than 0.0012W/kg

DASY4 Configuration:

- Probe: EX3DV4 - SN3554; ConvF(6.33, 6.33, 6.33);
- Sensor-Surface: 2.5mm (Mechanical Surface Detection)
- Electronics: DAE4 Sn558; Calibrated: 2011/7/26
- Phantom: SAM 34; Type: SAM V4.0; Serial: TP-1150
- Measurement SW: DASY4, V4.7 Build 80; Postprocessing SW: SEMCAD, V1.8 Build 186

Body Back Low CH512/Area Scan (8x11x1): Measurement

Maximum value of SAR (measured) = 0.321 mW/g

Body Back Low CH512/Zoom Scan (7x7x9)/Cube 0: Measurement grid: dx=5mm, dy=5mm, dz=3mm

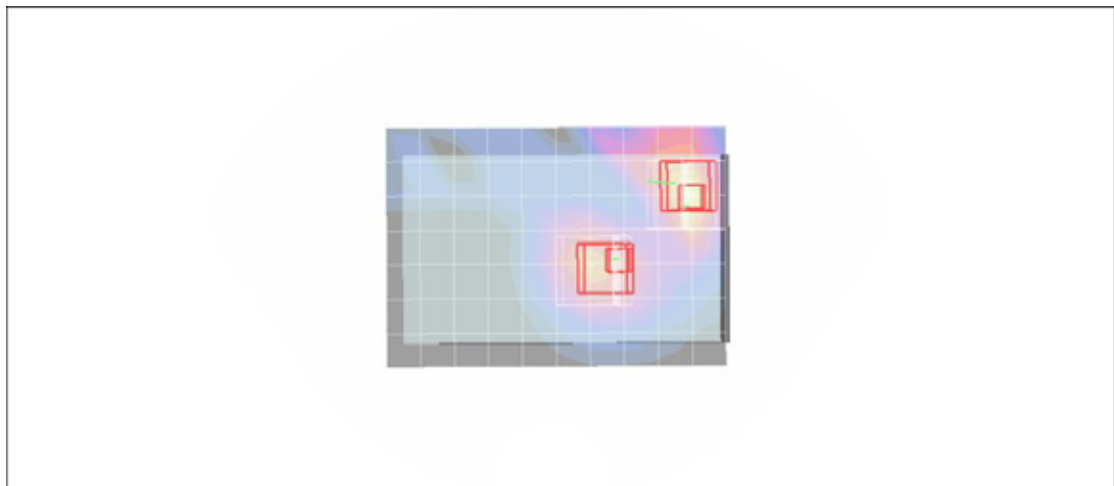
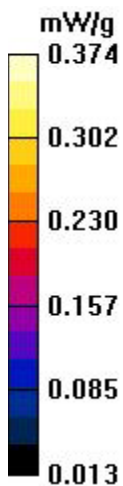
Reference Value = 10.6 V/m; Power Drift = -0.022 dB
Peak SAR (extrapolated) = 0.591 W/kg
SAR(1 g) = 0.294 mW/g; SAR(10 g) = 0.179 mW/g
Maximum value of SAR (measured) = 0.374 mW/g

Body Back Low CH512/Zoom Scan (7x7x9)/Cube 1:

Measurement grid: dx=5mm, dy=5mm, dz=3mm
Reference Value = 10.6 V/m; Power Drift = -0.022 dB
Peak SAR (extrapolated) = 0.332 W/kg
SAR(1 g) = 0.208 mW/g; SAR(10 g) = 0.133 mW/g
Maximum value of SAR (measured) = 0.268 mW/g

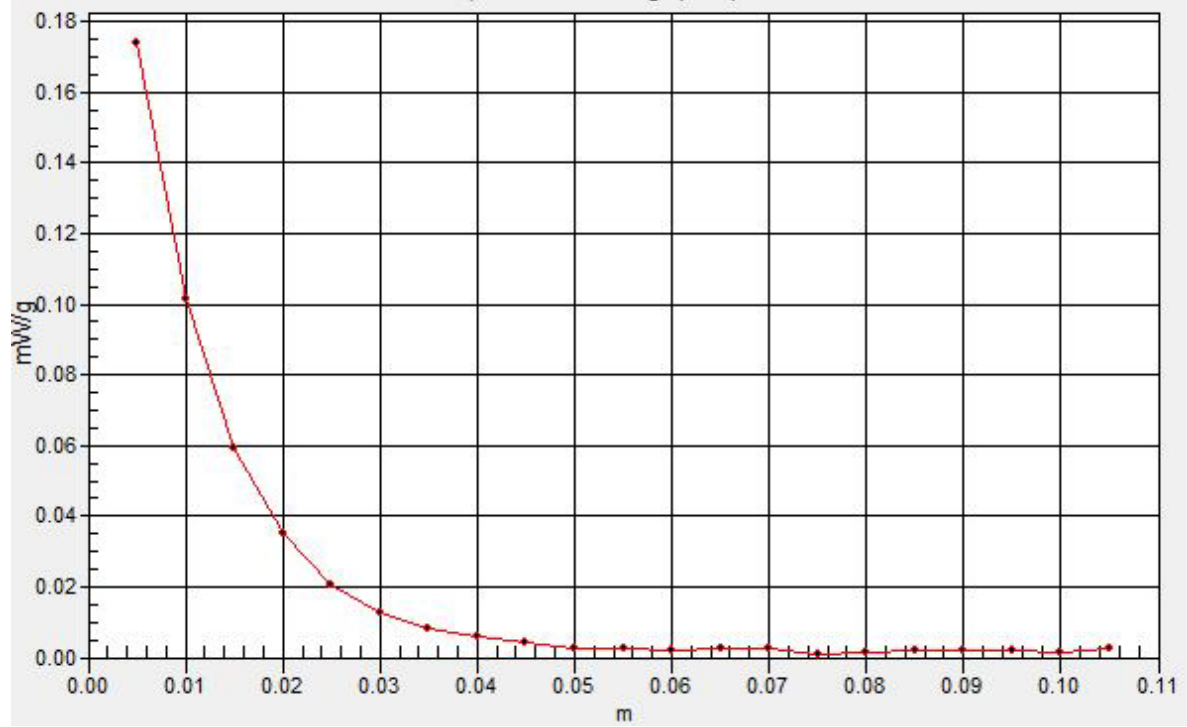
Body Back Low CH512/Z Scan (1x1x21):

Measurement grid: dx=20mm, dy=20mm, dz=5mm
Maximum value of SAR (measured) = 0.174 mW/g



SAR(x,y,z,f0)

SAR; Z Scan: Value Along Z, X=0, Y=0



Test Laboratory: Compliance Certification Services Inc.

GPRS 1900 -Body TNJ32

DUT: TNJ32; Type: PDA; Serial: n/a

Communication System: GSM 1900; Frequency: 1850.2 MHz; Duty Cycle: 1:8
Medium parameters used (interpolated): $f = 1850.2$ MHz; $\sigma = 1.49$ mho/m; $\epsilon_r = 51.8$; $\rho = 1000$ kg/m³
Phantom section: Flat Section
Air Temperature: 24.2 deg C; Liquid Temperature: 23.2 deg C
Area Scan Find Secondary Maximum Within 2dB and with a peak SAR value greater than 0.0012W/kg

DASY4 Configuration:

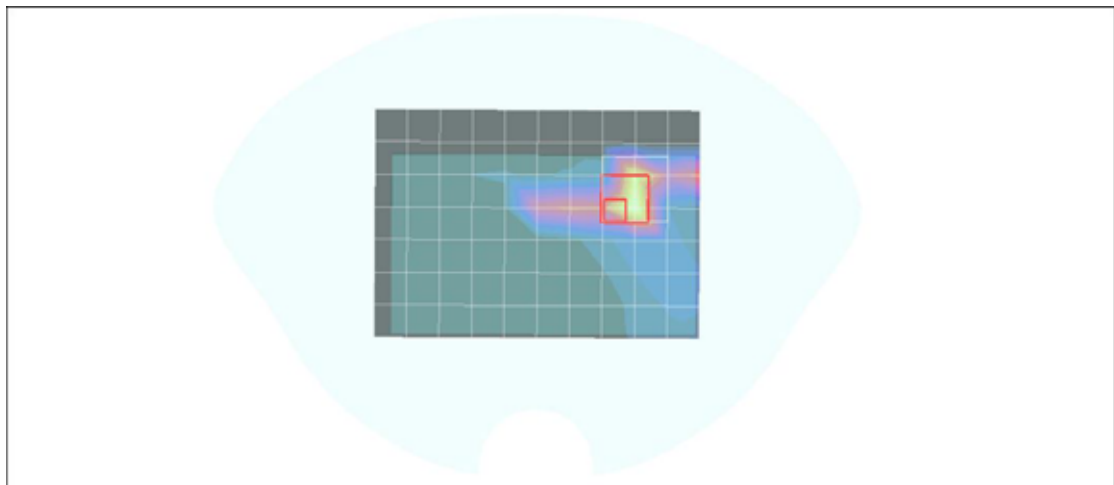
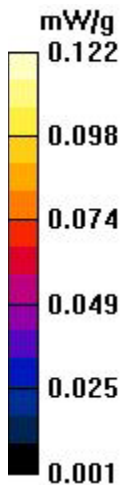
- Probe: EX3DV4 - SN3554; ConvF(6.33, 6.33, 6.33);
- Sensor-Surface: 2.5mm (Mechanical Surface Detection)
- Electronics: DAE4 Sn558; Calibrated: 2011/7/26
- Phantom: SAM 34; Type: SAM V4.0; Serial: TP-1150
- Measurement SW: DASY4, V4.7 Build 80; Postprocessing SW: SEMCAD, V1.8 Build 186

Body Front Low CH512/Area Scan (8x11x1):

Measurement grid: dx=15mm, dy=15mm
Maximum value of SAR (measured) = 0.117 mW/g

Body Front Low CH512/Zoom Sca (7x7x9)/Cube 0:

Measurement grid: dx=5mm, dy=5mm, dz=3mm
Reference Value = 1.66 V/m; Power Drift = 0.131 dB
Peak SAR (extrapolated) = 0.128 W/kg
SAR(1 g) = 0.042 mW/g; SAR(10 g) = 0.018 mW/g
Maximum value of SAR (measured) = 0.122 mW/g



Test Laboratory: Compliance Certification Services Inc.

GPRS 1900 -Body TNJ32

DUT: TNJ32; Type: PDA; Serial: n/a

Communication System: GSM 1900; Frequency: 1850.2 MHz; Duty Cycle: 1:8
Medium parameters used (interpolated): $f = 1850.2$ MHz; $\sigma = 1.49$ mho/m; $\epsilon_r = 51.8$; $\rho = 1000$ kg/m³
Phantom section: Flat Section
Air Temperature: 24.2 deg C; Liquid Temperature: 23.2 deg C
Area Scan Find Secondary Maximum Within 2dB and with a peak SAR value greater than 0.0012W/kg

DASY4 Configuration:

- Probe: EX3DV4 - SN3554; ConvF(6.33, 6.33, 6.33);
- Sensor-Surface: 2.5mm (Mechanical Surface Detection)
- Electronics: DAE4 Sn558; Calibrated: 2011/7/26
- Phantom: SAM 34; Type: SAM V4.0; Serial: TP-1150
- Measurement SW: DASY4, V4.7 Build 80; Postprocessing SW: SEMCAD, V1.8 Build 186

Body Back Low CH512/Area Scan (8x11x1):

Measurement grid: dx=15mm, dy=15mm
Maximum value of SAR (measured) = 0.311 mW/g

Body Back Low CH512/Zoom Scan (7x7x9)/Cube 0:

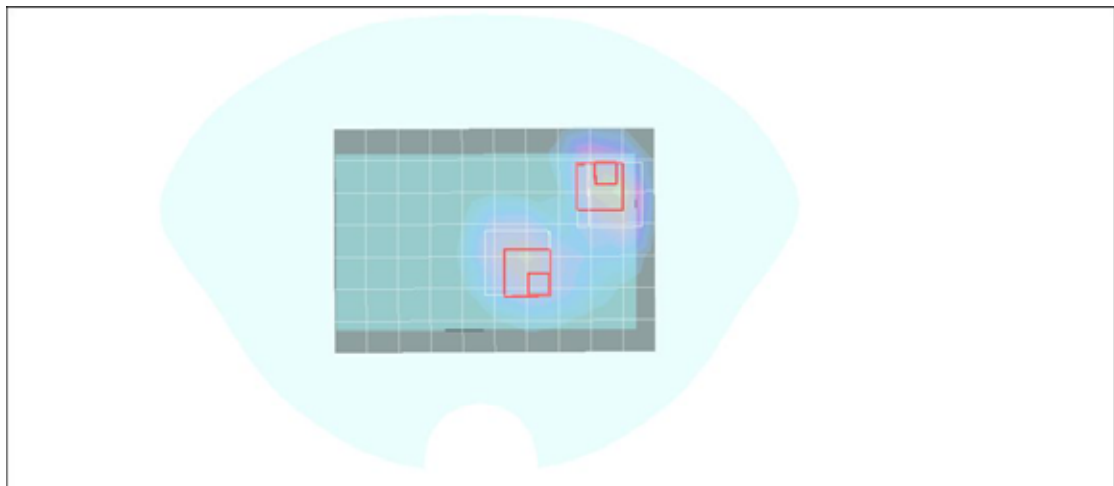
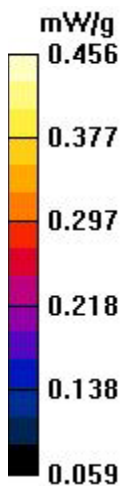
Measurement grid: dx=5mm, dy=5mm, dz=3mm
Reference Value = 11.3 V/m; Power Drift = -0.052 dB
Peak SAR (extrapolated) = 0.285 W/kg
SAR(1 g) = 0.022 mW/g; SAR(10 g) = 0.00879 mW/g
Maximum value of SAR (measured) = 0.175 mW/g

Body Back Low CH512/Zoom Scan (7x7x9)/Cube 1:

Measurement grid: dx=5mm, dy=5mm, dz=3mm
Reference Value = 11.3 V/m; Power Drift = -0.052 dB
Peak SAR (extrapolated) = 0.168 W/kg
SAR(1 g) = 0.028 mW/g; SAR(10 g) = 0.0056 mW/g
Maximum value of SAR (measured) = 0.121 mW/g

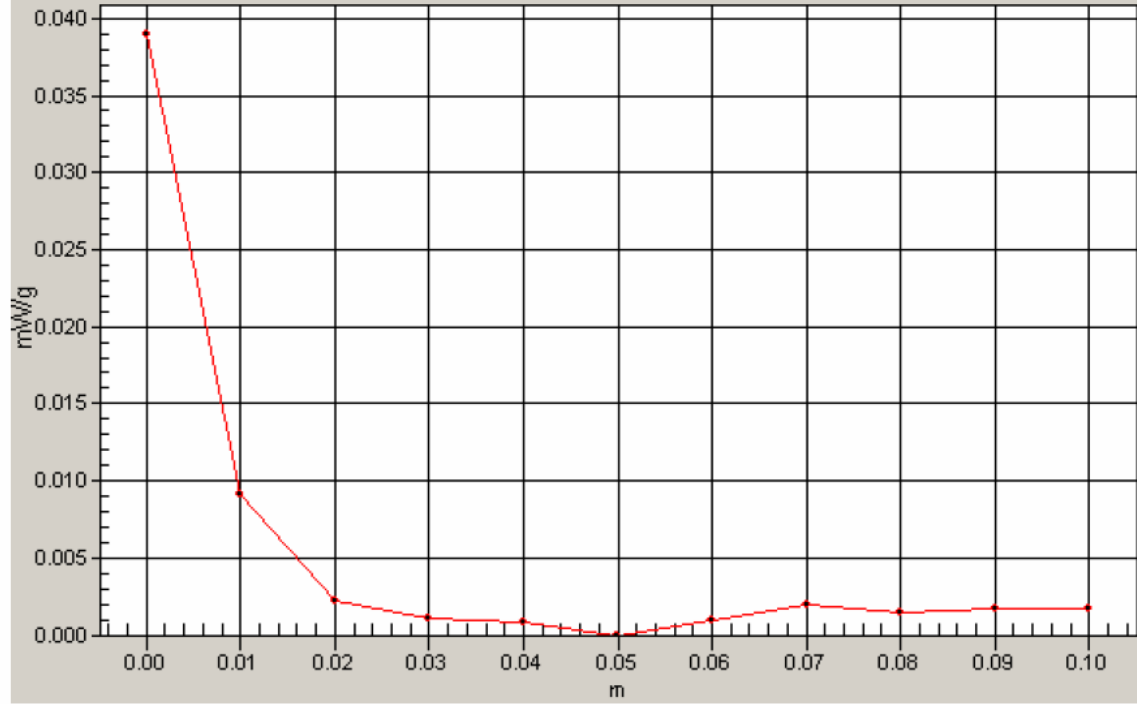
Body Back Low CH512/Z Scan (1x1x21):

Measurement grid: dx=20mm, dy=20mm, dz=5mm
Maximum value of SAR (measured) = 0.486 mW/g



SAR(x,y,z,f0)

SAR, Z Scan: Value Along Z, X=0, Y=0



Test Laboratory: Compliance Certification Services Inc.

802.11b - Body Front TNJ31

DUT: TNJ 31; Type: PDA; Serial: n/a

Communication System: IEEE 802.11b WLAN; Frequency: 2462 MHz; Duty Cycle: 1:1

Medium parameters used: $f = 2462$ MHz; $\sigma = 1.94$ mho/m; $\epsilon_r = 50.5$; $\rho = 1000$ kg/m³

Phantom section: Flat Section

Measurement Standard: DAS4 (High Precision Assessment)

DASY4 Configuration:

- Probe: EX3DV4 - SN3554; ConvF(6.18, 6.18, 6.18);
- Sensor-Surface: 2.5mm (Mechanical Surface Detection)
- Electronics: DAE4 Sn558; Calibrated: 2011/2/17
- Phantom: SAM 34; Type: SAM V4.0; Serial: TP-1150
- Measurement SW: DAS4, V4.7 Build 80; Postprocessing SW: SEMCAD, V1.8 Build 186

Front High CH11/Area Scan (8x11x1): Measurement grid: dx=15mm, dy=15mm

Maximum value of SAR (measured) = 0.069 mW/g

Front High CH11/Zoom Scan (7x7x9)/Cube 0:

Measurement grid: dx=5mm, dy=5mm, dz=3mm

Reference Value = 0.479 V/m; Power Drift = -0.081 dB

Peak SAR (extrapolated) = 0.209 W/kg

SAR(1 g) = 0.079 mW/g; SAR(10 g) = 0.040 mW/g

Maximum value of SAR (measured) = 0.133 mW/g

Front High CH11/Zoom Scan (7x7x9)/Cube 1:

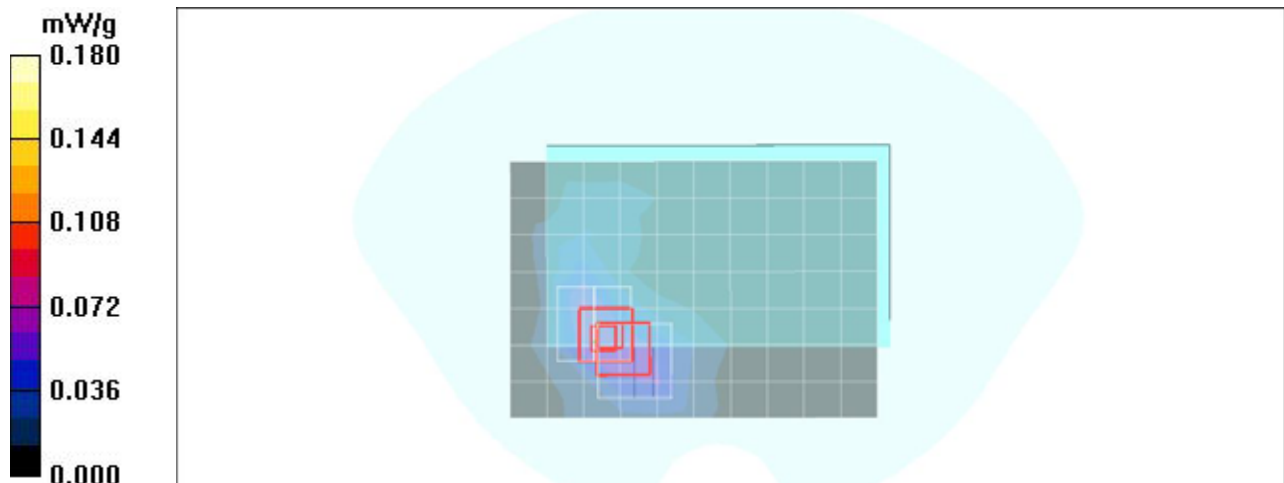
Measurement grid: dx=5mm, dy=5mm, dz=3mm

Reference Value = 0.479 V/m; Power Drift = -0.081 dB

Peak SAR (extrapolated) = 0.121 W/kg

SAR(1 g) = 0.055 mW/g; SAR(10 g) = 0.028 mW/g

Maximum value of SAR (measured) = 0.082 mW/g



Test Laboratory: Compliance Certification Services Inc.

802.11b - Body Front TNJ31

DUT: TNJ 31; Type: PDA; Serial: n/a

Communication System: IEEE 802.11b WLAN; Frequency: 2462 MHz; Duty Cycle: 1:1

Medium parameters used: $f = 2462$ MHz; $\sigma = 1.94$ mho/m; $\epsilon_r = 50.5$; $\rho = 1000$ kg/m³

Phantom section: Flat Section

Measurement Standard: DAS4 (High Precision Assessment)

DASY4 Configuration:

- Probe: EX3DV4 - SN3554; ConvF(6.18, 6.18, 6.18);
- Sensor-Surface: 2.5mm (Mechanical Surface Detection)
- Electronics: DAE4 Sn877; Calibrated: 2011/3/18
- Phantom: SAM 34; Type: SAM V4.0; Serial: TP-1150
- Measurement SW: DAS4, V4.7 Build 80; Postprocessing SW: SEMCAD, V1.8 Build 186

Back High CH11/Area Scan (8x11x1): Measurement grid: dx=15mm, dy=15mm

Maximum value of SAR (measured) = 0.324 mW/g

Back High CH11/Zoom Scan (7x7x9)/Cube 0:

Measurement grid: dx=5mm, dy=5mm, dz=3mm

Reference Value = 7.70 V/m; Power Drift = -0.038 dB

Peak SAR (extrapolated) = 0.559 W/kg

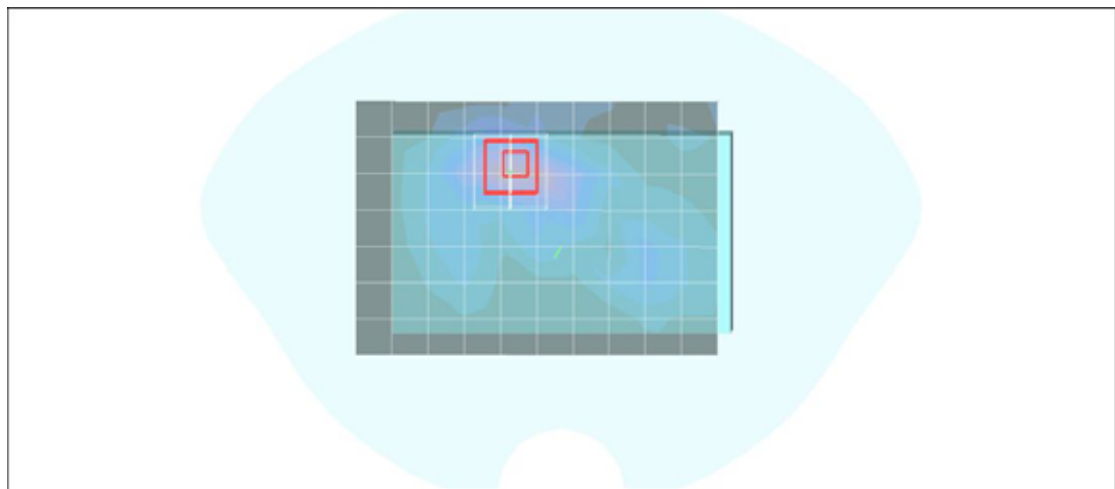
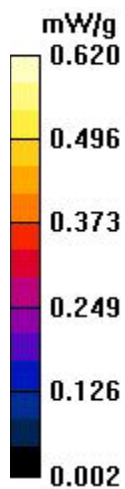
SAR(1 g) = 0.279 mW/g; SAR(10 g) = 0.135 mW/g

Maximum value of SAR (measured) = 0.369 mW/g

Back High CH11/Z Scan (1x1x21):

Measurement grid: dx=20mm, dy=20mm, dz=5mm

Maximum value of SAR (measured) = 0.069 mW/g



SAR(x,y,z,f0)

SAR; Z Scan: Value Along Z, X=0, Y=0

