




Signo Model 40V2:

Technology	Designation in Documentation (Antenna Type)	Frequency Range (MHz)	Antenna Photo with Ruler Along Both Edges (Carpenter Square)
BLE	Inverted F	2402 – 2480	
13.56 MHz RFID	PCB Tracks	13.56	
125 kHz RFID	PCB Tracks	0.125	

Technology	Antenna Directional Characteristic	Antenna Polarization Characteristic	Antenna Connection Type to Transmitter	Antenna Manufacturer	Antenna Model Number	Company that Measured Antenna Gain
BLE	Omni	Linear	Strip-line	HID	PCB-00731	HID
13.56 MHz	Omni	NA	Strip-line	HID	PCB-	HID

RFID					00731	
125 kHz RFID	Omni	NA	Strip-line	HID	PCB- 00357	HID

13.56 MHz RFID

The radio utilizes an integral loop coil antenna, with an area of 6600 mm².

The length of the antenna loop element: 100 mm

The number of antenna coil turns: 2.

125 kHz RFID

The radio utilizes an integral loop coil antenna, with an area of 2470 mm².

The length of the antenna loop element: 65 mm

The number of antenna coil turns: 80.

Country	Frequency Range (MHz)	Mode	Max Measured Output Power (dBm)	Recommended Power Declarations
FCC IC	2402 - 2480	BLE	Avg: 0.24	1 dBm

Antenna Gain:

Measurement	Frequency (MHz)		
	2402	2442	2482
3D Peak Gain (dBi)	0.95	1.07	0.16
2D/Peak Gain (dBi)	1.47	1.49	0.68