


10. SETUP PHOTOS


Note – The EUT used in the XYZ Photos is the same type unit as the Final Test photos. Only the enclosure housing color is different (White for XYZ and Black for Testing)

RADIATED EMISSION FOR PORTABLE CONFIGURATION – X ORIENTATION




RADIATED EMISSION FOR PORTABLE CONFIGURATION – Y ORIENTATION

RADIATED EMISSION FOR PORTABLE CONFIGURATION – Y
ORIENTATION



RADIATED EMISSION FOR PORTABLE CONFIGURATION – Z ORIENTATION




RADIATED EMISSION BELOW 30 MHz

RADIATED EMISSIONS BELOW 30MHz (FRONT)




RADIATED EMISSIONS BELOW 30MHz (BACK)




RADIATED EMISSION ABOVE 30 MHz

RADIATED EMISSIONS ABOVE 30 MHz (FRONT)




RADIATED EMISSIONS ABOVE 30 MHz (BACK)




RADIATED EMISSION ABOVE 1 GHz






AC MAINS LINE CONDUCTED EMISSION

LINE CONDUCTED EMISSION (FRONT)





END OF REPORT