


## 10. SETUP PHOTOS

### ANTENNA PORT





**RADIATED EMISSION BELOW 30 MHz**





**RADIATED EMISSION ABOVE 30 MHz**


RADIATED EMISSIONS ABOVE 30 MHz (FRONT)



RADIATED EMISSIONS ABOVE 30 MHz (BACK)




**AC MAINS LINE CONDUCTED EMISSION**





LINE CONDUCTED EMISSION (BACK)



**END OF REPORT**