


JPD-TR-21142-0Annex

Configuration Photographs


Conducted emission at mains port

Conducted emission at mains port	MP4 + USB Read with PC mode
The photographs show maximized emission configuration.	



Radiated emission (below 1 GHz)

Radiated emission (below 1 GHz)	In Camera with ADP mode
The photographs show maximized emission configuration.	




Radiated emission (below 1 GHz)

Radiated emission (below 1 GHz)	Out Camera with ADP mode
The photographs show maximized emission configuration.	




Radiated emission (below 1 GHz)

Radiated emission (below 1 GHz)	Wide Camera with ADP mode
The photographs show maximized emission configuration.	




Radiated emission (below 1 GHz)

Radiated emission (below 1 GHz)	MP4 + USB Read with PC mode
The photographs show maximized emission configuration.	


**Radiated emission (below 1 GHz)**

Radiated emission (below 1 GHz)	MP4 with Earphone mode
The photographs show maximized emission configuration.	




Radiated emission (above 1 GHz)

Radiated emission (above 1 GHz)	In Camera with ADP mode
The photographs show maximized emission configuration.	




Radiated emission (above 1 GHz)

Radiated emission (above 1 GHz)	Out Camera with ADP mode
The photographs show maximized emission configuration.	




Radiated emission (above 1 GHz)

Radiated emission (above 1 GHz)	Wide Camera with ADP mode
The photographs show maximized emission configuration.	

**Radiated emission (above 1 GHz)**

Radiated emission (above 1 GHz)	MP4 + USB Read with PC mode
The photographs show maximized emission configuration.	



Radiated emission (above 1 GHz)

Radiated emission (above 1 GHz)	MP4 with Earphone mode
---------------------------------	------------------------

The photographs show maximized emission configuration.

