



**Radiated Emission**

**9kHz to 30MHz**




**30MHz to 200MHz**



**200MHz to 1GHz**



**Above 1GHz**



**X-axis**



**Y-axis**



**Z-axis**





**Note:**

X-axis, generates the maximum emission at WLAN, GSM1900, WCDMA Band II, Band IV and LTE Band II and Band IV.

Z-axis, generates the maximum emission at Bluetooth.



### Antenna port Conducted Test



**AC Power Line Conducted Emission**

