

## Appendix B. Configuration Photographs

### Conducted emission at mains port

Conducted emission at mains port	USB Read with PC mode
The photographs show maximized emission configuration.	



### Radiated emission (below 1 GHz)

Radiated emission (below 1 GHz)	Out Camera with ADP mode
The photographs show maximized emission configuration.	



**Radiated emission (below 1 GHz)**

Radiated emission (below 1 GHz)	MP4 with ADP mode
The photographs show maximized emission configuration.	



**Radiated emission (below 1 GHz)**

Radiated emission (below 1 GHz)	USB Read with PC mode
The photographs show maximized emission configuration.	




**Radiated emission (below 1 GHz)**

Radiated emission (below 1 GHz)	MP4 with Earphone mode
The photographs show maximized emission configuration.	



**Radiated emission (above 1 GHz)**


Radiated emission (above 1 GHz)	Out Camera with ADP mode
The photographs show maximized emission configuration.	






**Radiated emission (above 1 GHz)**

Radiated emission (above 1 GHz)	MP4 with ADP mode
The photographs show maximized emission configuration.	

**Radiated emission (above 1 GHz)**

Radiated emission (above 1 GHz)	USB Read with PC mode
The photographs show maximized emission configuration.	



**Radiated emission (above 1 GHz)**

Radiated emission (above 1 GHz)	MP4 with Earphone mode
The photographs show maximized emission configuration.	

