

Appendix B. Configuration Photographs


Conducted emission at mains port

Conducted emission at mains port	USB Read with PC mode
The photographs show maximized emission configuration.	



Radiated emission (below 1 GHz)

Radiated emission (below 1 GHz)	In Camera with ADP mode
The photographs show maximized emission configuration.	




Radiated emission (below 1 GHz)

Radiated emission (below 1 GHz)	Out Camera with ADP mode
The photographs show maximized emission configuration.	


**Radiated emission (below 1 GHz)**

Radiated emission (below 1 GHz)	MP4 with ADP mode
The photographs show maximized emission configuration.	




Radiated emission (below 1 GHz)

Radiated emission (below 1 GHz)	USB Read with PC mode
The photographs show maximized emission configuration.	




Radiated emission (below 1 GHz)

Radiated emission (below 1 GHz)	Charge with Cradle and ADP mode
The photographs show maximized emission configuration.	




Radiated emission (above 1 GHz)

Radiated emission (above 1 GHz)	In Camera with ADP mode
The photographs show maximized emission configuration.	



**Radiated emission (above 1 GHz)**

Radiated emission (above 1 GHz)	Out Camera with ADP mode
The photographs show maximized emission configuration.	





Radiated emission (above 1 GHz)

Radiated emission (above 1 GHz)	MP4 with ADP mode
The photographs show maximized emission configuration.	

**Radiated emission (above 1 GHz)**

Radiated emission (above 1 GHz)	USB Read with PC mode
The photographs show maximized emission configuration.	



Radiated emission (above 1 GHz)

Radiated emission (above 1 GHz)	Charge with Cradle and ADP mode
The photographs show maximized emission configuration.	

