


SETUP PHOTOGRAPHS


This document contains 4 photographs

Photograph No.1
Setup for spurious emission field strength measurements in the anechoic chamber below 30 MHz




Photograph No.2

Setup for carrier field strength measurements in the anechoic chamber in 30 – 1000 MHz range



Photograph No.3
Setup for spurious emission field strength measurements in the anechoic chamber
above 1000 MHz range



Photograph No.4
Setup for spurious emission field strength measurements, EUT close view

