



SETUP PHOTOGRAPHS

This document contains 4 photographs


Photograph No.1
Setup for OBW, band edge emission and hopping parameters measurements



Photograph No.2
Setup for spurious field strength measurements
in anechoic chamber from 9 kHz to 30 MHz



Photograph No.3
Setup for carrier and spurious emissions measurements
in anechoic chamber from 30 MHz to 1 GHz



Photograph No.4
Setup for field strength measurements
in anechoic chamber above 1 GHz

