


12. SETUP PHOTOS

ANTENNA PORT CONDUCTED RF MEASUREMENT SETUP



RADIATED RF MEASUREMENT SETUP FOR PORTABLE CONFIGURATION

X-AXIS PHOTO



Y-AXIS PHOTO




Z-AXIS PHOTO – Worst-Case




RADIATED RF MEASUREMENT SETUP (BELOW 30 MHz)



RADIATED FRONT PHOTO (BELOW 30 MHz)





RADIATED BACK PHOTO (BELOW 30 MHz)



RADIATED RF MEASUREMENT SETUP (BELOW 1 GHz)



RADIATED RF MEASUREMENT SETUP (ABOVE 1 GHz)



POWERLINE CONDUCTED EMISSIONS MEASUREMENT SETUP

LINE CONDUCTED FRONT PHOTO



LINE CONDUCTED BACK PHOTO



END OF REPORT