



11. SETUP PHOTOS

ANTENNA PORT CONDUCTED RF MEASUREMENT SETUP




RADIATED RF MEASUREMENT SETUP FOR PORTABLE CONFIGURATION

X-AXIS PHOTO – Worst-Position



Y-AXIS PHOTO



Z-AXIS PHOTO




RADIATED RF MEASUREMENT SETUP (BELOW 30 MHz)

RADIATED FRONT PHOTO (BELOW 30 MHz)




RADIATED BACK PHOTO (BELOW 30 MHz)




RADIATED RF MEASUREMENT SETUP (BELOW 1 GHz)



RADIATED FRONT PHOTO (BELOW 1 GHz)



RADIATED BACK PHOTO (BELOW 1 GHz)



RADIATED RF MEASUREMENT SETUP (ABOVE 1 GHz)



POWERLINE CONDUCTED EMISSIONS MEASUREMENT SETUP

LINE CONDUCTED FRONT PHOTO



LINE CONDUCTED BACK PHOTO



END OF REPORT