



Photographs of EUT Setup and Antenna Location

The photographs of EUT and setup for SAR testing are shown as follows.


<Photographs of Body SAR Test Setup for PIFA>



<Photographs of Body SAR Test Setup for monopole>



Front Face of EUT Tested at 8 mm




Rear Face of EUT Tested at 8 mm



Left Side of EUT Tested at 8 mm



Right Side of EUT Tested at 8 mm




Top Side of EUT Tested at 8 mm



Bottom of Laptop Mode Tested at 8 mm

<Photographs of Power Density Test Setup for PIFA>



Front Face of EUT Tested at 8 mm

<Photographs of Power Density Test Setup for monopole>



Front Face of EUT Tested at 8 mm