



Photographs of EUT Setup and Antenna Location

The photographs of EUT and setup for SAR testing are shown as follows.


<Photographs of Body SAR Test Setup for PIFA>



<Photographs of Body SAR Test Setup for monopole>



Front Face of EUT Tested at 17 mm



Rear Face of EUT Tested at 17 mm



Left Side of EUT Tested at 17 mm



Right Side of EUT Tested at 17 mm




Top Side of EUT Tested at 17 mm




Bottom of Laptop Mode Tested at 17 mm

<Photographs of Power Density Test Setup for PIFA>




Front Face of EUT Tested at 17 mm




Rear Face of EUT Tested at 17 mm

<Photographs of Power Density Test Setup for monopole>



Front Face of EUT Tested at 17 mm



Rear Face of EUT Tested at 17 mm