



Photographs of EUT Setup

The photographs of EUT setup for SAR testing are shown as follows.


<Photographs of Body SAR Test Setup>




<Photographs of Body SAR Test Setup>




<Photographs of Power Density Test Setup>




Front Face of EUT Tested at 5 mm




Back Side of EUT Tested at 5 mm




Left Side of EUT Tested at 5 mm



Right Side of EUT Tested at 5 mm



Top Side of EUT Tested at 5 mm



Bottom Side of EUT Tested at 5 mm