



Photographs of EUT Setup and Antenna Location

The photographs of EUT and setup for SAR testing are shown as follows.


<Photographs of Body SAR Test Setup, PIFA6G>




<Photographs of Body SAR Test Setup_Monopole>




<Photographs of Power Density Test Setup>




<Photographs of Power Density Test Setup>



Rear Face of EUT Tested at PIFA at 8 mm



Rear Face of EUT Tested at Monopole at 8 mm




Rear Face of EUT Tested at PIFA at 8 mm



Rear Face of EUT Tested at Monopole at 8 mm


<Photographs of Power Density Test Setup_PIFA6G>




<Photographs of Power Density Test Setup Monopole>



Left Side of Ant Monopole Tested at 8 mm



Right Side of Ant Monopole Tested at 8 mm



Top Side of Ant Monopole Tested at 8 mm



Bottom of Ant Monopole Tested at 8 mm