

## PHOTOGRAPHS OF THE TEST CONFIGURATION



### AC Power Conducted Emissions

#### EUT with Ant. Set 2





## Unwanted Emissions below 1 GHz

### EUT with 50 ohm terminator







## Unwanted Emissions above 1 GHz

### EUT with 50 ohm terminator

