



Qualcomm Technologies, Inc.

M2X72 M.2 Module Integration Instructions

80-79380-3 Rev. AB

August 13, 2024

Revision history

Revision	Date	Description
AA	August 2024	Initial release
AB	August 2024	Update

Contents

1	Introduction	7
2	Product Overview	7
2.1	Regulatory Model	7
3	Available Global Modular Approvals from Qualcomm	8
4	Integrated Product Test and Certification Requirements.....	9
5	Additional Regulatory Conformance Testing and/or Submissions Required by the Integrator	10
6	Compliant/Allowable Tx Power File	10
7	Allowable Antennas to Use with the Radio Module	11
8	Antenna Placement Inside the Host System and RF Exposure	15
9	Simultaneous Transmission with Other Integrated or Plug-In Radios	16
10	Module May Not Be Installed by End Users	17
11	Required Labeling on the Outside of the Host.....	17
11.1	FCC and ISSED	17
11.2	European Community Radio Equipment Directive (RED).....	18
11.2.1	RED host certification.....	18
11.2.2	RED host packaging	18
11.3	Taiwan NCC.....	19
11.3.1	Taiwan host label requirements	19
11.3.2	Taiwan host certification.....	19
11.4	Other countries.....	19
12	Required Labeling on the Module	19
12.1	FCC and ISSED labeling on the Module	19
12.2	Rest of the world labeling on the Module.....	19
13	Required Regulatory Wording for Integration instructions	20
13.1	FCC compliance information	20
13.2	Industry Canada Notices.....	21
13.3	European Community (RED) integration instructions wording and declaration.....	21

13.4 European Community (RED) Declaration of Conformity for System.....

23

13.5 UK integration instructions wording

23

13.6 Taiwan integration instructions wording

24

14 Supplementary Label Information

25

Taiwan requirements

25

DRAFT

Figures

No table of figures entries found.

DRAFT

Tables

Table 4-1 47CFR Rules Parts Addressed in Modular Certification	9
Table 7-1 Allowed maximum gain (dBi), including antenna cable loss for Taiwan and Japan	11
Table 7-2 Allowed maximum gain (dBi), including antenna cable loss for U.S., Canada, Europe	13

DRAFT

1 Introduction

This document provides information regulatory information and processes required for a host product that integrates the M2X72 M.2 module. It addresses both using the M.2 module in a host product and obtaining certifications/authorizations for the specific markets.

Confidential design guidelines are available to M.2 customers -. Contact your Qualcomm account manager and/or customer engineer representative to request support.

Noncompliance to regulatory guidance may invalidate the module certifications/authorizations.

The OEM integrator is responsible for system-level EMI/EMC, RF exposure and product safety testing and certifications that apply to the host system in countries where the system will be marketed.

The Qualcomm modular certifications described in this document only apply to radio conformance for the M.2 module. Additional test and certification requirements may be applicable at the host level.

2 Product Overview

The M.2 module is a generic multi-purpose project reference intended to facilitate and expedite OEM designs. It operates in conjunction with a host board that provides power and control for the various applications. The module chipset supports 3G, 4G, and 5G technologies and is designed with an advanced 4 nm process for superior performance and power efficiency.

2.1 Regulatory Model

M2X72

FCC ID: J9C-M2X72

ISED ID: 2723A-M2X72

OEM/ODM Integrator must complete a FCC and IC ID change per according to FCC 47 CFR § 2.933 and ISED RSP-100 Section 11.5 rules to use a unique FCC and IC ID under the OEM/ODM Integrator's FCC grantee code. Contact your Qualcomm account manager and /or customer engineer representative to request support.

3 Available Global Modular Approvals from Qualcomm

Module host certification is limited to those countries in which Qualcomm has obtained radio modular approvals. For devices that require RF exposure assessment at the host level due to portable user conditions, a host level assessment is required along with completion of applicable regulatory certification process for the host device.

To access the current list of certified countries, review documentation on [Qualcomm.com](https://www.qualcomm.com).

NOTE: If integrators do not have access to [Qualcomm.com](https://www.qualcomm.com), contact your Qualcomm account representative to request access to the modular certificates.

NOTE: OEM integrators must apply for their own radio certification for each country where the system will be sold if a modular certification for that country is not available from Qualcomm.

4 Integrated Product Test and Certification Requirements

Integrators must adhere to test guidance provided in FCC KDB 996369 D04 available at this website: <https://apps.fcc.gov/oetcf/kdb/forms/FTSSearchResultPage.cfm?switch=P&id=44637>

1. The module has been approved for the rule parts defined in Table 4-1. Host device must be tested for Part 15B compliance.
2. Radiated emissions testing should be tested per KDB 996369 with all transmitters active and transmitting at max transmit power. A Qualcomm account representative can assist with making test tools available as needed.
3. The recommended method of test is to use a call box simulator for WWAN where the UE is configured for maximum transmit power.
4. If a memory variant is utilized, limited WWAN and Wi-Fi transmitter testing should be completed to ensure equivalent compliance. The following testing must be completed at a minimum
 - Limited unlicensed band edge measurement and unwanted radiated spurious emissions
 - Radiated emissions in FCC Part 15.205 restricted bands
 - Limited WWAN radiated emissions
 - Part 15B testing

NOTE: Data can be leveraged from the part of Part 15B and radiated emissions referenced above to address continued compliance with the variant memory.

5. RF Exposure must be addressed at the host level for all “portable” products where users are less than 20cm from the device during normal operation (i.e. SAR testing is required) in accordance with FCC KDB 447498. Host product manufactures must provide all required documentation to the end user.
6. Antennas must follow the guidelines defined in Section 7.
7. In the US, either a Class II Permissive Change or new equipment authorization is required. Data can be leveraged from FCC ID: J9C-M2X72, per FCC KDB 484596.

Table 4-1 47CFR Rules Parts Addressed in Modular Certification

Band	Applicable FCC Rule Part
Band 5	47CFR47 Part 22
Band 2	47CFR47 Part 24
Band 46	47CFR47 Part 15 Subpart E
Other 3GPP Bands	47CFR47 Part 27
Receive Mode	47CFR47 Part 15 Subpart B

Test Standards	ANSI C63.10 (Unlicensed) ANSI C63.26 (Licensed)
Module Guidance	KDB Publication 996369

5 Additional Regulatory Conformance Testing and/or Submissions Required by the Integrator

Global modular certifications only apply to radio conformance for the Module.

- The OEM integrator is responsible for any additional system-level EMI/EMC and product safety testing and certifications that apply in the U.S. and other countries where the host system is containing the Module.
- These system-level EMC tests are done with the Module installed and included in the scope of the submission.
- Modular radio certification is not possible in some countries.
- For these countries, OEM integrators must ensure radio certification for the end system is obtained before placing the product on the market.
- The current list of applicable countries is provided by Qualcomm.

For questions, additional regulatory conformance testing information, and/or related submissions, contact your Qualcomm account representative.

6 Compliant/Allowable Tx Power File

WWAN calibration items are stored in the Nonvolatile (“NV”) memory and calibrated during module manufacturing process.

The Module can also be configured to modified transmit power for RF exposure compliance. Contact your Qualcomm account representative for details as need.

7 Allowable Antennas to Use with the Radio Module

The module is certified for use only with certain antennas described in this chapter.

- End host product must use integrated antenna that antenna is integrated in host mechanical housing.

Table 7-1 Allowed maximum gain (dBi), including antenna cable loss for Taiwan and Japan

Technologies	Band	TW antenna report (dBi)	JP antenna report (dBi)
WCDMA	1	3.82	2.91 (< 3dBi)
	8	2.9	2.9 (< 3dBi)
LTE	1	3.82	2.91 (< 3dBi)
	3	4.89	2.94 (< 3dBi)
	7	4.06	
	8	2.9	0.85 (< 3dBi)
	18		2.78 (< 3dBi)
	19		2.78 (< 3dBi)
	26		2.79 (< 3dBi)
	28	2.98	2.98 (< 3dBi)
	29	N/A, DL only	N/A, DL only
	32	N/A, DL only	N/A, DL only
	34		4.79 (< 0dBi)
	38	4.06	
	39		3.69 (< 4dBi)
	40		2.96 (< 3dBi)

Technologies	Band	TW antenna report (dBi)	JP antenna report (dBi)
	41	3.76	3.76 (< 4dBi)
	42		2.86 (< 3dBi)
	46	N/A, DL only	N/A, DL only
LTE PC2	41	3.76	0.93 (< 1dBi)
NR 5G Sub6	n1	3.82	2.91 (< 3dBi)
	n3	4.89	2.94 (< 3dBi)
	n7	4.06	
	n8	2.9	0.85 (< 3dBi)
	n28	2.98	2.98 (< 3dBi)
	n29	N/A, DL only	N/A, DL only
	n38	4.06	
	n40		2.96 (< 3dBi)
	n41	3.76	3.76 (< 4dBi)
	n77		2.95 (< 3dBi)
	n78	2.95	2.95 (< 3dBi)

Technologies	Band	TW antenna report (dBi)	JP antenna report (dBi)
	n79	4.02	2.94 (< 3dBi)
	n94		2.16 (< 3dBi)
NR 5G Sub6 - PC2	n41	3.76	0.93 (< 1dBi)
	n77		Not permitted
	n78	2.95	Not permitted
	n79	4.02	Not permitted
NR 5G Sub6 - PC1.5	n41	3.76	0.93 (< 1dBi)
			0.93 (< 1dBi)
	n77		Not permitted
	n78	2.95	
			Not permitted
	n79	4.02	Not permitted

Table 7-2 Allowed maximum gain (dBi), including antenna cable loss for U.S., Canada, Europe

Technologies	Band	FCC antenna report (dBi)	ISED antenna report (dBi)	CE antenna report (dBi)
WCDMA	2	8.00	8.00	8.00
	4	5.50	5.50	5.50
	5	6.50	6.50	6.50
LTE	2	8.00	8.00	8.00

Technologies	Band	FCC antenna report (dBi)	ISED antenna report (dBi)	CE antenna report (dBi)
	4	5.50	5.50	5.50
	5	6.50	6.50	6.50
	7	8.50	8.50	8.50
	12	6.00	6.00	6.00
	13	6.00	6.00	6.00
	14	6.00	6.00	6.00
	17	6.00	6.00	6.00
	25	8.00	8.00	8.00
	26	6.50	6.50	6.50
	30	0.98	0.98	0.98
	66	5.50	5.50	5.50
	70	5.00	5.00	5.00
	71	5.50	5.50	5.50
	38	8.00	8.00	8.00
	41	8.00	8.00	8.00
	42	5.50	5.50	5.50
	43	5.50	5.50	5.50
	48	1.20	1.20	1.20
LTE PC2	41	6.00	6.00	6.00
NR 5G Sub6	n2	8.00	8.00	8.00
	n5	6.50	6.50	6.50
	n7	8.50	8.50	8.50
	n12	6.00	6.00	6.00
	n13	6.00	6.00	6.00
	n14	6.00	6.00	6.00
	n25	8.00	8.00	8.00
	n26	6.50	6.50	6.50
	n30	0.98	0.98	0.98
	n66	5.50	5.50	5.50
	n70	5.00	5.00	5.00
	n71	5.50	5.50	5.50
	n38	8.00	8.00	8.00
	n41	8.00	8.00	8.00
	n48	1.20	1.20	1.20
	n77	4.90	4.90	4.90
	n78	4.90	4.90	4.90
NR 5G Sub6 - PC2	n41	6.00	6.00	6.00
	n77	4.00	4.00	4.00
	n78	4.00	4.00	4.00
NR 5G Sub6 - PC1.5	n41	4.00	4.00	4.00
	n77	1.00	1.00	1.00

Technologies	Band	FCC antenna report (dBi)	ISED antenna report (dBi)	CE antenna report (dBi)
	n78	1.00	1.00	1.00

CAUTION: This module is tested per the relevant FCC KDB and applicable measurement procedure that indicates testing should be performed under the conductive test method and cabinet-emission measurement by a termination matching the nominal impedance of the antenna.

- Licensed radio: KDB 971168, KDB 941225, and to ANSI 63.26.

CAUTION: Use of other antenna types or the same type of antenna but with higher gain than listed is not allowed without additional testing and appropriate FCC approval. See more detail in Antenna changes in FCC KDB 178919 Permissive Change Policy.

- Unlicensed band, use of similar type antennas may only require a Class I Permission Change to confirm that the performance is the same or better, i.e., lower. Only an equivalent type of antenna can be used without additional testing/submission. Contact your Qualcomm account representative for additional guidance if you choose different antenna types or higher gain antennas in the end system.

Examples of antennas **Not** considered equivalent to PIFA:

- Dipole/monopole
- PCB trace
- Patch
- Chip antennas

8 Antenna Placement Inside the Host System and RF Exposure

The FCC and regulatory bodies of other countries impose strict conditions and limitations on the RF exposure levels of end products. Acceptable RF exposure levels for the Module depend on the following:

- Transmit power
- Location of the transmitting antenna(s) inside the host system
- Expected separation of the transmitting antennas to the end user

OEM integrators must take great care to ensure that each host system complies with the applicable RF exposure requirements.

For Mobile devices

The antenna-to-user separation distance must be greater than **20 cm** indoors and outdoors.

CAUTION: Failure to adhere to these separation/spacing rules will invalidate the FCC certification for the module.

- This separation is measured between the closest point of each transmitting antenna inside the host device to the point of contact by the user or nearby person outside of the host device
- For notebooks/netbooks/laptops with antenna(s) in the display section, the LCD is opened 90 degrees/perpendicular to the keyboard. The separation distance is then measured from the nearest point of each transmitting antenna to the bottom of the host

NOTE: When one or more of these conditions cannot be met for a particular host system, additional testing is required to secure the necessary certifications for the system.

NOTE: Contact your Qualcomm account representative with any questions regarding compliance for host system(s) with these restrictions.

NOTE: These restrictions do not apply to a receive-only antenna.

9 Simultaneous Transmission with Other Integrated or Plug-In Radios

The FCC imposes conditions and limitations when additional radio(s) are co-located in the same host system as the Qualcomm Module with capability to transmit simultaneously.

- Co-locating other radios, such as an integrated or plug-in wireless WAN/cellular radio with the Qualcomm wireless LAN module requires additional evaluation and possible submission for authorization from the FCC.
- The rules are highly dependent on the characteristics of the particular radios that are co-located and simultaneously transmitting.
- The OEM integrator should seek guidance from a knowledgeable test lab or consultant to determine if additional testing and FCC certification is required.
- In this case, failure to evaluate and follow the required FCC procedures will invalidate the FCC certification of the Module and end system.

Detailed rules from the FCC are described in various Knowledge Database (KDB) publications and can be found using the following instructions:

- To download the FCC rules for co-located radios: <https://apps.fcc.gov/oetcf/kdb/index.cfm>
 - Key 616217 in the 'publication number' search box

- ☐ Download the latest applicable version of the KDB 616217 document.
- For expert advice regarding co-location rules, the recommendation is to contact an FCC-approved Telecommunication Certification Body (TCB): <https://apps.fcc.gov/oetcf/kdb/index.cfm>
 - ☐ Choose your country and or state from the pull-down list
 - ☐ Scroll through the search results and choose a TCB contact from which to seek advice.
 - ☐ Contact your Qualcomm account representative with any questions regarding compliance of the host system(s) with the above restrictions.

10 Module May Not Be Installed by End Users

FCC rules require that the Module be installed in host systems at the factory by the OEM integrator.

- End users of the system may not install the Module.
- The host product user instructions must not advise the end user on how to access or remove the Module.
- Additional FCC authorization/filing is needed to allow end user installation of radio modules.

If modules are provided to end users for installation in the host, a two-way authentication protocol is required to limit the Module to operate only with authorized host systems.

For more details, refer to FCC KDB 996393 found at <https://apps.fcc.gov/oetcf/kdb/index.cfm>

11 Required Labeling on the Outside of the Host

11.1 FCC and ISED

The FCC and ISED requires a label on the outside of the host system visible to the end user.

Example wording is:

Contains: FCC ID: XXX-XXXXXXX
Contains: IC: XXXX-XXXXXXX

(Replace X's with actual IDs in Section 2)

The FCC requires a logo signifying emissions compliance on the outside of the host system.

Additional options are available for placement of the FCC label on the host. Refer to the FCC Knowledge Database KDB 784748 found at <https://apps.fcc.gov/oetcf/kdb/index.cfm>.

11.2 European Community Radio Equipment Directive (RED)

11.2.1 RED host certification

A module level RED certification is not provided for the M.2 module, RED certification must be addressed for the host product.

11.2.2 RED host packaging

The European Community Radio Equipment Directive (RED) requires the CE Marking shown as follows to be placed on the outside of the host AND on the outside of the host's shipping container/packaging.



The European Community RED also requires the following note to consumers on the outside of the shipping container/packaging.

NOTE: The Integrator must translate the text in this section into the appropriate local languages for the European countries in which the product will be marketed or sold.

NOTE: No commercial packaging is available for individual M.2 modules as it's intended use is to be installed in a host device (e.g. a laptop) and it will not be accessible to end-users without special tools.

NOTE: The full text of the RED is located at <http://eur-lex.europa.eu/legal-content/EN/TXT/?uri=celex:32014L0053>

11.3 Taiwan NCC

11.3.1 Taiwan host label requirements

The NCC requires a label on the outside of the host system visible to the end user.

Example wording is:

本產品內含射頻模組  CC XX xx LP yyy Z z

(See NCC certificate for NCC approval number)

11.3.2 Taiwan host certification

The NCC requires host system to obtain a unique NCC certificate and approval number. M.2 NCC certificate may be leveraged during host system NCC certification process.

11.4 Other countries

Refer to M.2- Label Document (80-75323-4) in Qualcomm.com for complete instructions.

12 Required Labeling on the Module

12.1 FCC and ISSED labeling on the Module

The Integrator must ensure that the FCC ID and IC ID (as indicated in Section 2) is presented on the Module along with other country certification numbers and logos as described in this section.

NOTE: The Module ODM should ensure FCC ID and IC ID is permanently presented on the module at the time of the Module manufacturing. However, the PCOEM must ensure the Module label is complete, correct, and applicable for all countries where the host system will be imported, marketed, or sold.

12.2 Rest of the world labeling on the Module

The Integrator must ensure the Module includes a global regulatory label with certification numbers and logos for all target countries.

- The system integrator is responsible for confirming the final regulatory label on the radio Module contains all required certification IDs for all countries in which the system will be marketed or sold

- It is recommended that the PCOEM implement a review and sign-off process and change control process with the Module ODM to ensure the Module label meets the PCOEM requirements

Contact your Qualcomm account representative with any questions regarding module labeling.

13 Required Regulatory Wording for Integration instructions

The integrator must include text in the integration instructions meeting the regulators requirements. The text in the following sections or similar wording should be used.

NOTE: Text in red font must be replaced.

13.1 FCC compliance information

FCC compliance information

This device complies with Part 15 of the FCC Rules. Operation is subject to the following two conditions: (1) this device may not cause harmful interference, and (2) this device must accept any interference received, including interference that may cause undesired operation.

This product does not contain any user serviceable components. Any unauthorized product changes or modifications will invalidate warranty and all applicable regulatory certifications and approvals, including authority to operate this device.

FCC Part 15 Digital Emissions Compliance

We [System Manufacturer Name, Address, Telephone], declare under our sole responsibility that the product [System Name] complies with Part 15 of the FCC Rules. Operation is subject to the following two conditions: (1) this device may not cause harmful interference, and (2) this device must accept any interference received, including interference that may cause undesired operation.

WARNING: This equipment has been tested and found to comply with the limits for a Class B digital device, pursuant to Part 15 of the FCC Rules. These limits are designed to provide reasonable protection against harmful interference in a residential installation. This equipment generates and radiates radio frequency energy and, if not installed and used in accordance with the instructions, may cause harmful interference to radio communications.

However, there is no guarantee that interference will not occur in a particular installation. If this equipment does cause harmful interference to radio or television reception, which can be determined by turning the equipment off and on, the user is encouraged to try to correct the interference by one or more of the following measures:

Reorient or relocate the receiving antenna.

Increase the separation between the equipment and receiver.

Connect the equipment into an outlet on a circuit different from the one the receiver is connected to.

Consult the dealer or an experienced radio/TV technician for help.

The user may find the following booklet prepared by the Federal Communications Commission helpful:

The Interference Handbook

This booklet is available from the U.S. Government Printing Office, Washington, D.C. 20402. Stock No.004-000-00345-4.

RF Exposure Statement

Radiation Exposure Statement

The product complies with the FCC portable RF exposure limit set forth for an uncontrolled environment and is safe for intended operation as described in this manual. The further RF exposure reduction can be achieved if the product can be kept as far as possible from the user's body or by setting the device to lower output power if such function is available.

13.2 Industry Canada Notices

This device complies with Industry Canada license-exempt RSS standard(s). Operation is subject to the following two conditions: (1) this device may not cause interference, and (2) this device must accept any interference, including interference that may cause undesired operation of the device.

Attention : Pour éviter tout risque de brouillage, l'appareil doit être utilisé conformément aux instructions du fabricant.

RF Exposure Statement

Radiation Exposure Statement:

The product complies with the Canada portable RF exposure limit set forth for an uncontrolled environment and is safe for intended operation as described in this manual. The further RF exposure reduction can be achieved if the product can be kept as far as possible from the user's body or by setting the device to lower output power if such function is available.

13.3 European Community (RED) integration instructions wording and declaration

NOTE: Text in red font must be replaced with name of company responsible for placing the system on the European Community Market.



















Europe – EU Declaration of Conformity

Marking by this symbol indicates compliance with the Essential Requirements of the RED of the European Union (2014/53/EU). This equipment meets the following conformance standards:

- IEC 62368-1:2018
- IEC 62368-1:2020 + A11:2020
- EN 303 413 V1.2.1 (2021-04)

- EN 301 489-1 V2.3.3
- EN 301 489-19 V2.2.1 (2022-09)
- EN 301 489-52 V1.2.1 (2021-11)
- EN 301 908-1 V15.2.1 (2023-01)
- EN 301 908-2 V13.1.1
- EN 301 908-13 V13.2.1
- Draft EN 301908-25 V15.1.1_0.0.20 RED
- RoHS Directive (2011/65/EU)/EN IEC 63000:2018

 Český [Czech]	[COMPANY NAME] tímto prohlašuje, že tento Radiolan je ve shodě se základními požadavky a dalšími příslušnými ustanoveními směrnice 2014/53/EU.
 Dansk [Danish]	Undertegnede [COMPANY NAME] erklærer herved, at følgende udstyr Radiolan overholder de væsentlige krav og øvrige relevante krav i direktiv 2014/53/EU.
 Deutsch [German]	Hiermit erkläre [COMPANY NAME] dass sich das Gerät Radiolan in Übereinstimmung mit den grundlegenden Anforderungen und den übrigen einschlägigen Bestimmungen der Richtlinie 2014/53/EU befindet.
 Eesti [Estonian]	Käesolevaga kinnitab [COMPANY NAME] seadme Radiolan vastavust direktiivi 2014/53/EU põhinõuetele ja nimetatud direktiivist tulenevatele teistele asjakohastele sätetele.
 English	Hereby, [COMPANY NAME], declares that this Radiolan is in compliance with the essential requirements and other relevant provisions of Directive 2014/53/EU.
 Español [Spanish]	Por medio de la presente [COMPANY NAME] declara que el Radiolan cumple con los requisitos esenciales y cualesquiera otras disposiciones aplicables o exigibles de la Directiva 2014/53/EU.
 Ελληνική [Greek]	ΜΕ ΤΗΝ ΠΑΡΟΥΣΑ [COMPANY NAME] ΔΗΛΩΝΕΙ ΟΤΙ Radiolan ΣΥΜΜΟΡΦΩΝΕΤΑΙ ΠΡΟΣ ΤΙΣ ΟΥΣΙΩΔΕΙΣ ΑΠΑΙΤΗΣΕΙΣ ΚΑΙ ΤΙΣ ΛΟΙΠΕΣ ΣΧΕΤΙΚΕΣ ΔΙΑΤΑΞΕΙΣ ΤΗΣ ΟΔΗΓΙΑΣ 2014/53/EU.
 Français [French]	Par la présente [COMPANY NAME] déclare que l'appareil Radiolan est conforme aux exigences essentielles et aux autres dispositions pertinentes de la directive 2014/53/EU.
 Íslenska [Icelandic]	Hér með lýsir [COMPANY NAME] yfir því að Radiolan er í samræmi við grunnkröfur og aðrar kröfur, sem gerðar eru í tilskipun 2014/53/EU.
 Italiano [Italian]	Con la presente [COMPANY NAME] dichiara che questo Radiolan è conforme ai requisiti essenziali ed alle altre disposizioni pertinenti stabilite dalla direttiva 2014/53/EU.
 Latviski [Latvian]	Ar šo [COMPANY NAME] deklarē, ka Radiolan atbilst Direktīvas 2014/53/EU būtiskajām prasībām un citiem ar to saistītajiem noteikumiem.
 Lietuvių [Lithuanian]	Šiuo [COMPANY NAME] deklaruoja, kad šis Radiolan atitinka esminius reikalavimus ir kitas 2014/53/EU Direktyvos nuostatas.
 Malti [Maltese]	Hawnhekk, [COMPANY NAME], jiddikjara li dan Radiolan jikkonforma mal-htigijiet essenzjali u ma provvedimenti oħrajn rilevanti li hemm fid-Dirrettiva 2014/53/EU.
 Magyar [Hungarian]	Alulírott, [COMPANY NAME] nyilatkozom, hogy a Radiolan megfelel a vonatkozó alapvető követelményeknek és az 2014/53/EU irányelv egyéb előírásainak.

 Nederlands [Dutch]	Hierbij verklaart [COMPANY NAME] dat het toestel Radiolan in overeenstemming is met de essentiële eisen en de andere relevante bepalingen van richtlijn 2014/53/EU.
 Norsk [Norwegian]	[COMPANY NAME] erklærer herved at utstyret <i>Radiolan</i> er i samsvar med de grunnleggende krav og øvrige relevante krav i direktiv 2014/53/EU.
 Polski [Polish]	Niniejszym [COMPANY NAME] oświadcza, że Radiolan jest zgodny z zasadniczymi wymogami oraz pozostałymi stosownymi postanowieniami Dyrektywy 2014/53/EU.
 Português [Portuguese]	[COMPANY NAME] declara que este Radiolan está conforme com os requisitos essenciais e outras disposições da Directiva 2014/53/EU.
 Slovensko [Slovenian]	[COMPANY NAME] izjavlja, da je ta Radiolan v skladu z bistvenimi zahtevami in ostalimi relevantnimi določili direktive 2014/53/EU.
 Slovensky [Slovak]	[COMPANY NAME] týmto vyhlasuje, že Radiolan spĺňa základné požiadavky a všetky príslušné ustanovenia Smernice 2014/53/EU.
 Suomi [Finnish]	[COMPANY NAME] vakuuttaa täten että Radiolan tyyppinen laite on direktiivin 2014/53/EU oleellisten vaatimusten ja sitä koskevien direktiivin muiden ehtojen mukainen.
 Svenska [Swedish]	Härmed intygar [COMPANY NAME] att denna Radiolan står i överensstämmelse med de väsentliga egenskapskrav och övriga relevanta bestämmelser som framgår av direktiv 2014/53/EU.

AT	BE	BG	HR	CY	CZ	DK
EE	FI	FR	DE	EL	HU	IE
IT	LV	LT	LU	MT	NL	PL
PT	RO	SK	SI	ES	SE	UK(NI)
IS	LI	NO	CH	TR		

13.4 European Community (RED) Declaration of Conformity for System

In addition to including the radio conformity wording described in Section 13.2, the end integrator must also create and sign a European Declaration of Conformity (DoC) for all European Directives applicable to the end product.

- At a minimum, this will be a DoC per the RED Directive covering the essential requirements.
- The DoC must reference harmonized standards used for all radios present in the system.

NOTE: An image of the DoC signed by the OEM integrator may be included in the integration instructions or a link to the DoC on the integrator's company website should be provided in the user documentation.

13.5 UK integration instructions wording

This equipment meets the following conformance standards:

Marking by this symbol indicates compliance with the Essential Requirements of the Radio Equipment Regulations 2017.

- IEC 62368-1:2018
- IEC 62368-1:2020 + A11:2020
- EN 303 413 V1.2.1 (2021-04)
- EN 301 489-1 V2.3.3
- EN 301 489-19 V2.2.1 (2022-09)
- EN 301 489-52 V1.2.1 (2021-11)
- EN 301 908-1 V15.2.1 (2023-01)
- EN 301 908-2 V13.1.1
- EN 301 908-13 V13.2.1
- Draft EN 301908-25 V15.1.1_0.0.20 RED
- The Restriction of the Use of Certain Hazardous Substances in Electrical and Electronic Equipment Regulations 2012.EN IEC 63000:2018

NOTE: Text in red font must be replaced with name of company responsible for placing the system on the European Community Market.

Hereby, [Name of the manufacturer] declares that the radio equipment type [designation of type of radio of equipment] is in compliance with the Radio Equipment Regulations 2017 (SI 2017/1206).

13.6 Taiwan integration instructions wording

Required regulatory statement in Host Integration instructions (Chinese)

- 取得審驗證明之低功率射頻器材，非經核准，公司、商號或使用者均不得擅自變更頻率、加大功率或變更原設計之特性及功能。低功率射頻器材之使用不得影響飛航安全及干擾合法通信；經發現有干擾現象時，應立即停用，並改善至無干擾時方得繼續使用。前述合法通信，指依電信管理法規定作業之無線電通信。低功率射頻器材須忍受合法通信或工業、科學及醫療用電波輻射性電機設備之干擾。
- 應避免影響附近雷達系統之操作
- 減少電磁波影響，請妥適使用

14 Supplementary Label Information

Customer are responsible to verify required label information, the following information is shared as a courtesy.

Taiwan requirements

NCC警語:

1. NCC ID
2. 減少電磁波影響，請妥適使用
3. 電波功率密度MPE標準值為：____ mW/cm²，送測產品實測值為：____ mW/cm²，建議使用時設備天線至少距離人體____ 公分。

商品標示法:

1. 國內製造之商品，應標示製造商、委製商或分裝商名稱、地址及服務電話。進口之商品，應標示進口商或分裝商名稱、地址、服務電話；及國外製造商或國外委製商之外文名稱。
2. 商品原產地。
3. 製造年份及製造號碼(IMEI Code or S/N)。
4. 額定電壓(V)及額定頻率(Hz)。(無則免標)
5. 總額定消耗電功率(W)或額定輸入電流(A)。(無則免標)

LEGAL INFORMATION

Your access to and use of this material, along with any documents, software, specifications, reference board files, drawings, diagnostics and other information contained herein (collectively this "Material"), is subject to your (including the corporation or other legal entity you represent, collectively "You" or "Your") acceptance of the terms and conditions ("Terms of Use") set forth below. If You do not agree to these Terms of Use, you may not use this Material and shall immediately destroy any copy thereof.

1) Legal Notice.

This Material is being made available to You solely for Your internal use with those products and service offerings of Qualcomm Technologies, Inc. ("Qualcomm Technologies"), its affiliates and/or licensors described in this Material, and shall not be used for any other purposes. If this Material is marked as "Qualcomm Internal Use Only", no license is granted to You herein, and You must immediately (a) destroy or return this Material to Qualcomm Technologies, and (b) report Your receipt of this Material to qualcomm.support@qti.qualcomm.com. This Material may not be altered, edited, or modified in any way without Qualcomm Technologies' prior written approval, nor may it be used for any machine learning or artificial intelligence development purpose which results, whether directly or indirectly, in the creation or development of an automated device, program, tool, algorithm, process, methodology, product and/or other output. Unauthorized use or disclosure of this Material or the information contained herein is strictly prohibited, and You agree to indemnify Qualcomm Technologies, its affiliates and licensors for any damages or losses suffered by Qualcomm Technologies, its affiliates and/or licensors for any such unauthorized uses or disclosures of this Material, in whole or part.

Qualcomm Technologies, its affiliates and/or licensors retain all rights and ownership in and to this Material. No license to any trademark, patent, copyright, mask work protection right or any other intellectual property right is either granted or implied by this Material or any information disclosed herein, including, but not limited to, any license to make, use, import or sell any product, service or technology offering embodying any of the information in this Material.

THIS MATERIAL IS BEING PROVIDED "AS IS" WITHOUT WARRANTY OF ANY KIND, WHETHER EXPRESSED, IMPLIED, STATUTORY OR OTHERWISE. TO THE MAXIMUM EXTENT PERMITTED BY LAW, QUALCOMM TECHNOLOGIES, ITS AFFILIATES AND/OR LICENSORS SPECIFICALLY DISCLAIM ALL WARRANTIES OF TITLE, MERCHANTABILITY, NON-INFRINGEMENT, FITNESS FOR A PARTICULAR PURPOSE, SATISFACTORY QUALITY, COMPLETENESS OR ACCURACY, AND ALL WARRANTIES ARISING OUT OF TRADE USAGE OR OUT OF A COURSE OF DEALING OR COURSE OF PERFORMANCE. MOREOVER, NEITHER QUALCOMM TECHNOLOGIES, NOR ANY OF ITS AFFILIATES AND/OR LICENSORS, SHALL BE LIABLE TO YOU OR ANY THIRD PARTY FOR ANY EXPENSES, LOSSES, USE, OR ACTIONS HOWSOEVER INCURRED OR UNDERTAKEN BY YOU IN RELIANCE ON THIS MATERIAL.

Certain product kits, tools and other items referenced in this Material may require You to accept additional terms and conditions before accessing or using those items.

Technical data specified in this Material may be subject to U.S. and other applicable export control laws. Transmission contrary to U.S. and any other applicable law is strictly prohibited.

Nothing in this Material is an offer to sell any of the components or devices referenced herein.

This Material is subject to change without further notification.

In the event of a conflict between these Terms of Use and the Website Terms of Use on www.qualcomm.com, the *Qualcomm Privacy Policy* referenced on www.qualcomm.com, or other legal statements or notices found on prior pages of the Material, these Terms of Use will control. In the event of a conflict between these Terms of Use and any other agreement (written or click-through, including, without limitation any non-disclosure agreement) executed by You and Qualcomm Technologies or a Qualcomm Technologies affiliate and/or licensor with respect to Your access to and use of this Material, the other agreement will control.

These Terms of Use shall be governed by and construed and enforced in accordance with the laws of the State of California, excluding the U.N. Convention on International Sale of Goods, without regard to conflict of laws principles. Any dispute, claim or controversy arising out of or relating to these Terms of Use, or the breach or validity hereof, shall be adjudicated only by a court of competent jurisdiction in the county of San Diego, State of California, and You hereby consent to the personal jurisdiction of such courts for that purpose.

2) Trademark and Product Attribution Statements.

Qualcomm is a trademark or registered trademark of Qualcomm Incorporated. Arm is a registered trademark of Arm Limited (or its subsidiaries) in the U.S. and/or elsewhere. The Bluetooth® word mark is a registered trademark owned by Bluetooth SIG, Inc. Other product and brand names referenced in this Material may be trademarks or registered trademarks of their respective owners.

Snapdragon and Qualcomm branded products referenced in this Material are products of Qualcomm Technologies, Inc. and/or its subsidiaries. Qualcomm patented technologies are licensed by Qualcomm Incorporated.