



ANNEX B – Test Setup Photograph Exhibit

Concept 2, Inc.
Model: ErgLink
FCC ID: J2MEL1


Conducted Test Setup



Radiated Testing, Table Setup #1-Strtaight



Radiated Testing, Table Setup #1-90




Radiated Testing, Table Setup #2




Radiated Testing, Below 1 GHz #1- Straight




Radiated Testing, Below 1 GHz #2- Straight




Radiated Testing, Above 1 GHz #1- Straight




Radiated Testing, Above 1 GHz #2- Straight




Radiated Testing, Below 1 GHz #1- 90



Radiated Testing, Below 1 GHz #2- 90



Radiated Testing, Above 1 GHz #1- 90



Radiated Testing, Above 1 GHz #2- 90

