


Test setup photos of EUT

1. Orthogonal plane of EUT

- The testing was set in the three orthogonal planes and measured for each position (X, Y, Z).




X-axis




Model name: UR2



Y-axis



Z-axis



2. Photos of Radiated Spurious Emission Test (Below 1 GHz)



Model name: UR2