

4.5 POWER SPECTRAL DENSITY MEASUREMENT

4.5.1 LIMITS OF POWER SPECTRAL DENSITY MEASUREMENT

The Maximum of Power Spectral Density Measurement is 8dBm.

4.5.2 TEST INSTRUMENTS

Description & Manufacturer	Model No.	Serial No.	Calibrated Until
ROHDE & SCHWARZ TEST RECEIVER	ESMI	839379/002	Dec. 28, 2001
HP ATTENUATOR	8496B	3247A18505	Cal. on use
HP PLOTTER	7475A	2641V27755	N/A

NOTE:1. The measurement uncertainty is less than +/- 2.6dB, which is calculated as per the NAMAS document NIS81.

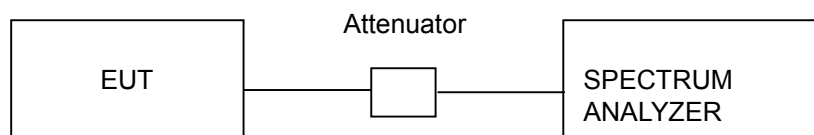
2. The calibration interval of the above test instruments is 12 months and the calibrations are traceable to NML/ROC and NIST/USA.

4.5.3 TEST PROCEDURE

The transmitter output was connected to the spectrum analyzer through an attenuator, the bandwidth of the fundamental frequency was measured with the spectrum analyzer using 3 kHz RBW and 30 kHz VBW, set sweep time = span/3 kHz. The power spectral density was measured and recorded.

The sweep time is allowed to be longer than span/3 kHz for a full response of the mixer in the spectrum analyzer.

4.5.4 TEST SETUP



4.5.5 EUT OPERATING CONDITION

Same as Item 3.4.5

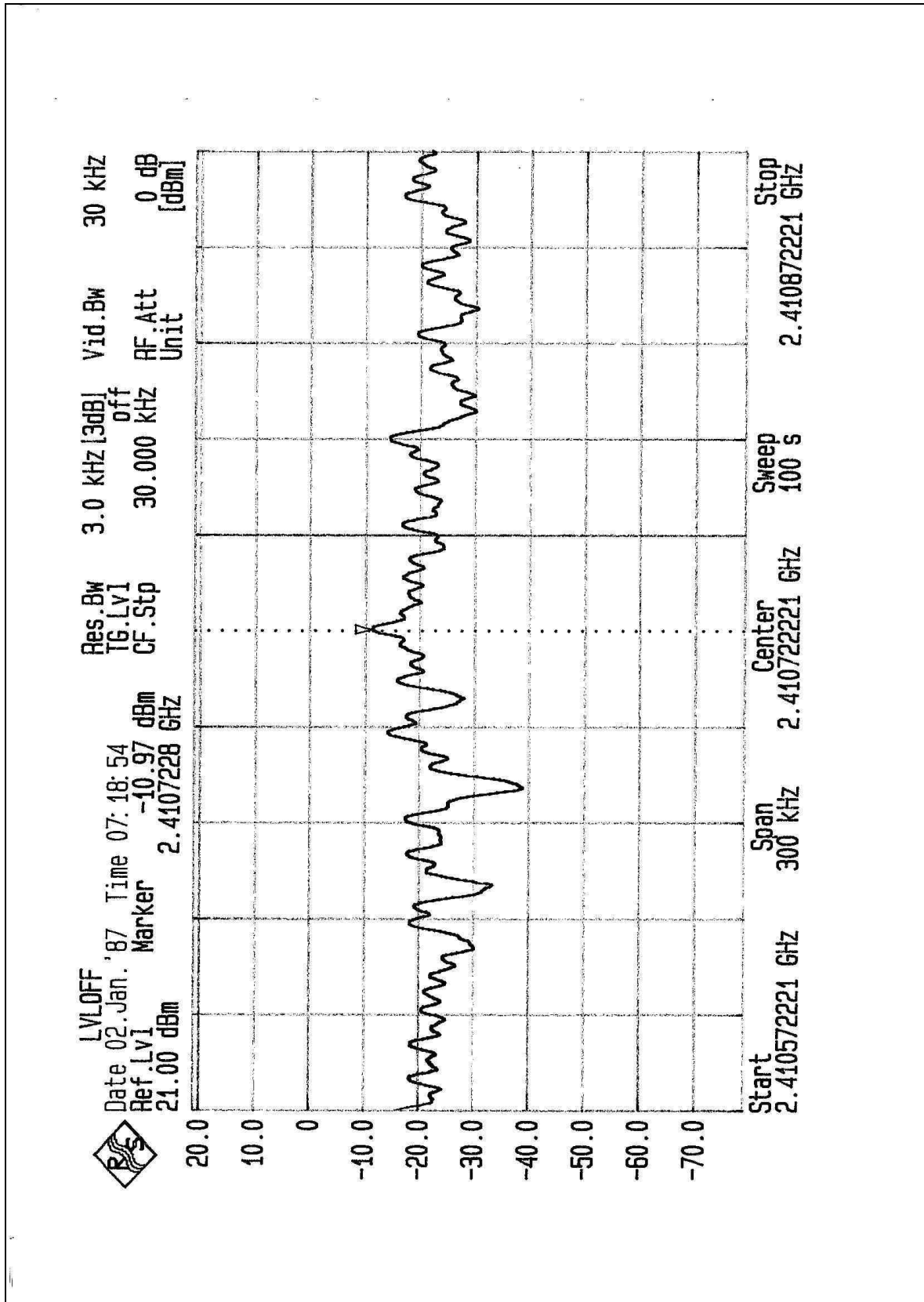


4.5.6 TEST RESULTS

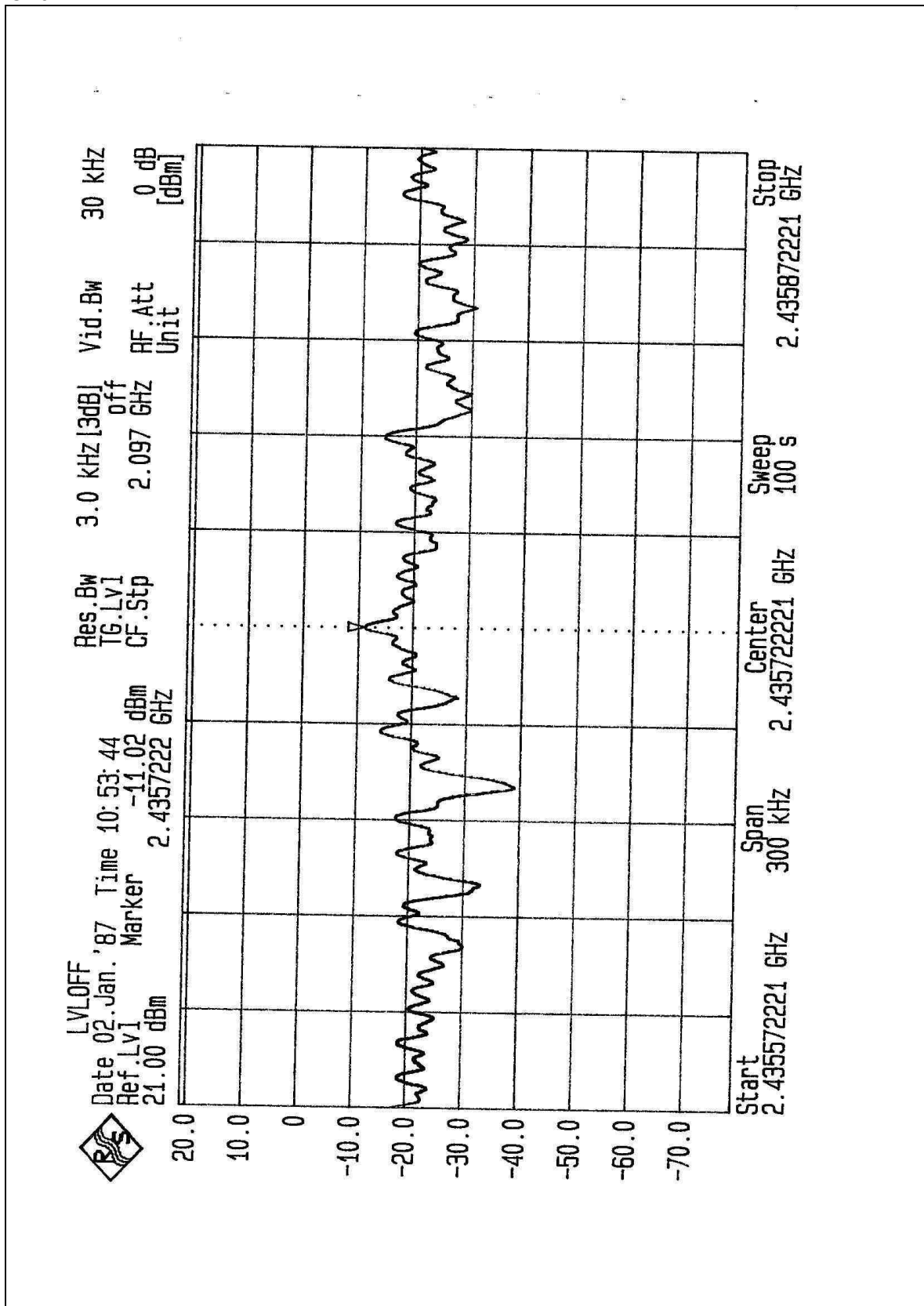
EUT	Broadband Residential Gateway	MODEL	BRG700
INPUT POWER (SYSTEM)	230Vac, 50 Hz	ENVIRONMENTAL CONDITIONS	27 deg. C, 65%RH, 1005 hPa
TESTED BY: Steven Lu			

CHANNEL NUMBER	CHANNEL FREQUENCY (MHz)	RF POWER LEVEL IN 3 kHz BW (dBm)	MAXIMUM LIMIT (dBm)	PASS/FAIL
1	2412	-10.97	8	PASS
6	2437	-12.72	8	PASS
11	2462	-11.02	8	PASS

CH1



CH6



CH11

