



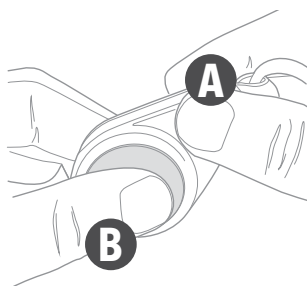
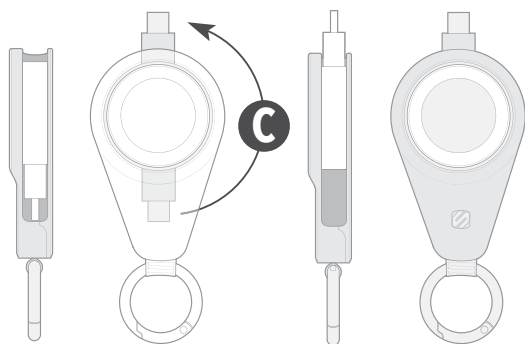
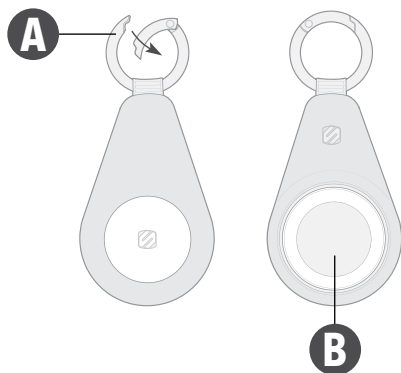
WATCHIT™ KEYCHAIN

Magnetic Fast Charger for Apple Watch®

A. Key Ring

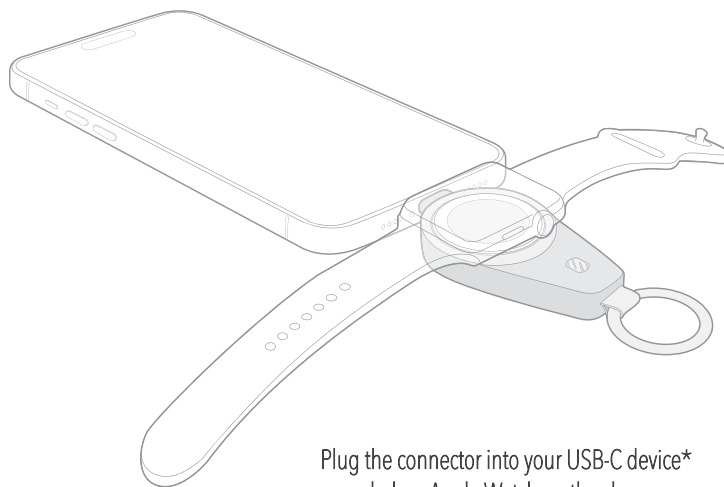
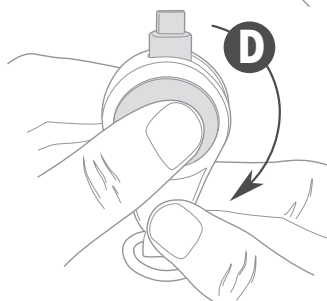
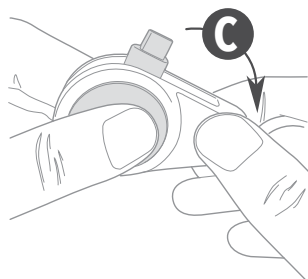
B. Magnetic Charger
for Apple Watch

C. Rotating USB-C®
Power Connector



Hold the charger by the key fob
housing (A), and the circular
charge pad (B).

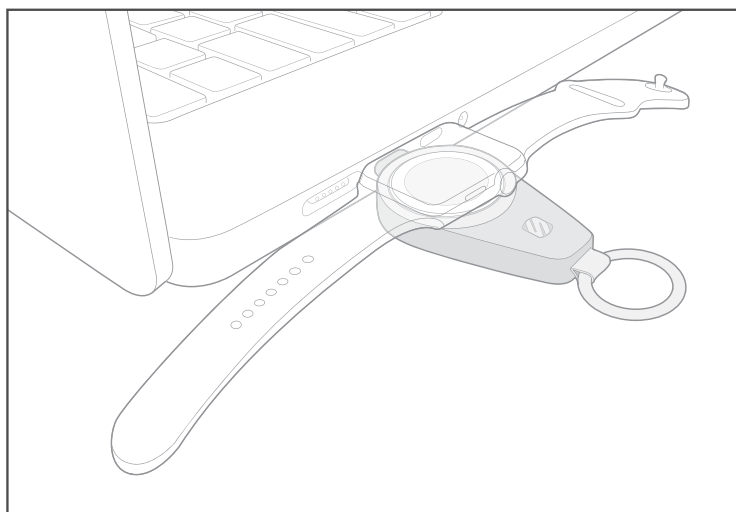
Rotate the key fob housing (C)
until the USB-C power
connector is fully upright (D).



Plug the connector into your USB-C device*
and place Apple Watch on the charger.

*Works with:

iPhone (15 & Later)
Macbook (2015 & Later)
iPad Pro (2018 & Later)
iPad Air (2020 & Later)
iPad Mini (2021 & Later)



WatchIt How-To Video...



Scosche Industries
1550 Pacific Avenue
Oxnard, California 93033
Phone: 800-363-4490 x1 / 805-486-4450 x1
www.scosche.com
©2024 Scosche Industries

Scosche & WatchIt are trademarks of Scosche Industries.
Other marks or brands are the property of their respective owners.
Devices and or appearance may vary.

Designed in Oxnard, California

SI AWADPFWT-AP2 10/24