

**2.8. Test Photo**


Test Mode : Mode 1: Transmit (GFSK)\_Power by PC

Description : Front View of Conducted Emission Test Setup



Test Mode : Mode 1: Transmit (GFSK)\_Power by PC

Description : Back View of Conducted Emission Test Setup



## 4.7. Test Photo


Test Mode : Mode 1: Transmit (GFSK)\_Power by PC

Description : Front View of Radiated Emission Test Setup (Bilog)




Test Mode : Mode 1: Transmit (GFSK)\_Power by PC

Description : Back View of Radiated Emission Test Setup (Bilog)




Test Mode : Mode 1: Transmit (GFSK)\_Power by PC  
Description : Front View of Radiated Emission Test Setup (Horn)




Test Mode : Mode 1: Transmit (GFSK)\_Power by PC  
Description : Back View of Radiated Emission Test Setup (Horn)




Test Mode : Mode 4: Transmit (GFSK)\_SSW-2285US  
Description : Front View of Radiated Emission Test Setup (Bilog)



Test Mode : Mode 4: Transmit (GFSK)\_SSW-2285US  
Description : Back View of Radiated Emission Test Setup (Bilog)



Test Mode : Mode 5: Transmit (GFSK)\_S004VU0510075  
Description : Front View of Radiated Emission Test Setup (Bilog)



Test Mode : Mode 5: Transmit (GFSK)\_S004VU0510075  
Description : Back View of Radiated Emission Test Setup (Bilog)

