


Motorola EMC TEST SETUP PHOTOS


(Extracted from FCC Exhibit 6)



Motorola EMC Report #19842-2, AC Line - Part 15



Motorola EMC Report #19842-2, Part 15, PC Peripheral



Motorola EMC Report #19842-2, Antenna - Substitution



Motorola EMC Report #19842-2, Tx Radiated

Appendix 6
(Extracted from FCC Exhibit 11)
Photographs of the device under test



Figure1: Front of Phone



Figure2: Back of Phone




Figure3: Phone Against the Head Phantom (Cheek Touch)




Figure4: Phone Against the Head Phantom (15° Tilt)




Figure5: Phone Against the Flat Phantom

Appendix 6

**Photographs of the device under test
>> PHOTOS WERE MOVED TO FCC EXHIBIT 7 <<<**



Figure1: Front of Phone



Figure2: Back of Phone




Figure3: Phone Against the Head Phantom (Cheek Touch)




Figure4: Phone Against the Head Phantom (15° Tilt)




Figure5: Phone Against the Flat Phantom