


**Appendix D. SAR Test Setup Photos**


**Head Exposure Condition**



**Right Cheek, Test Separation 0 mm**



**Right Tilted, Test Separation 0 mm**




**Left Cheek, Test Separation 0 mm**



**Left Tilted, Test Separation 0 mm**

**Body-worn Exposure Condition**




**Front, Test Separation 5 mm**




**Back, Test Separation 5 mm**


Product Specific 10g SAR



Front, Test Separation 0 mm




Back, Test Separation 0 mm



Left Side, Test Separation 0 mm



Right Side, Test Separation 0 mm




Top Side, Test Separation 0 mm


**Appendix D. PD Test Setup Photos**



**Back, Test Separation 2 mm**

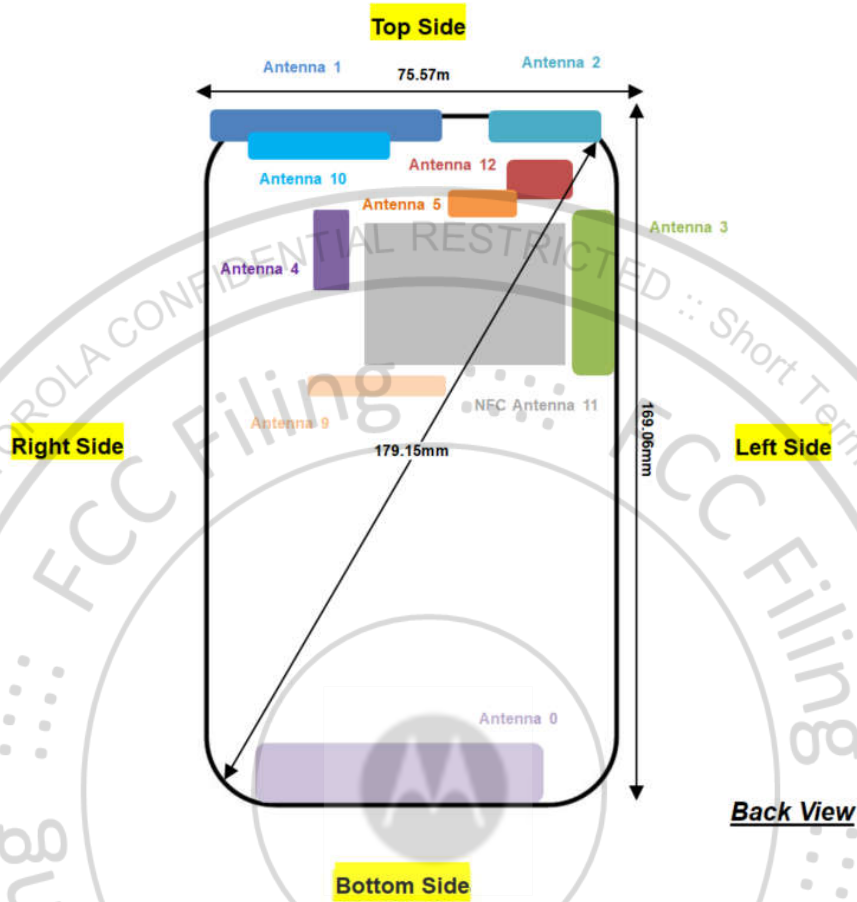


**Back, Test Separation 10 mm**



**Back, Test Separation 8.59 mm**

### Antenna Location



Antenna	Support Band
Antenna 0	NR SA: N2/N5/N66 <TX/RX> NR NSA: N2/N66 <TX/RX> LTE: B2/B4/B5/B7/B12/B13/B17/B66 <TX/RX> WCDMA: B2/B5 <TX/RX> GSM: 850/1900<TX/RX>
Antenna 1	NR SA: N2/N5/N66 <TX/RX> NR NSA: N2/N5/N66 <TX/RX> LTE: B2/B4/B5/B12/B13/B17/B66 <TX/RX> WCDMA: B2/B5 <TX/RX>
Antenna 2	Bluetooth <TX/RX> WIFI 2.4G Chain 0<TX/RX>
Antenna 3	NR SA: N77<TX/RX> NR NSA: N77/78<TX/RX> LTE: B48<TX/RX>
Antenna 4	WIFI 2.4G Chain 1 <TX/RX> WIFI 5G/6E Chain 1<TX/RX>
Antenna 5	NR SA: N77<TX/RX>
Antenna 9	mmWave: n260/n261<TX/RX>
Antenna 10	mmWave: n260/n261<TX/RX>
Antenna 11	NFC<TX/RX>
Antenna 12	WIFI 5G/6E Chain 0<TX/RX>

Note: 5G NR N77 support UL MIMO at Antenna 3 and Antenna 5, for Antenna 5 is only active When at UL MIMO mode