


## Appendix C. Setup Photographs

### <Radiated Emission>

Y Plane for Band 12/13/25/26/71 Top Antenna, Band 13(10M)/26 Bottom Antenna

LF




HF




Z Plane for Band 12 Bottom Antenna

LF



HF



X Plane for Band 13(5M)/25/71 Bottom Antenna

LF



HF

