

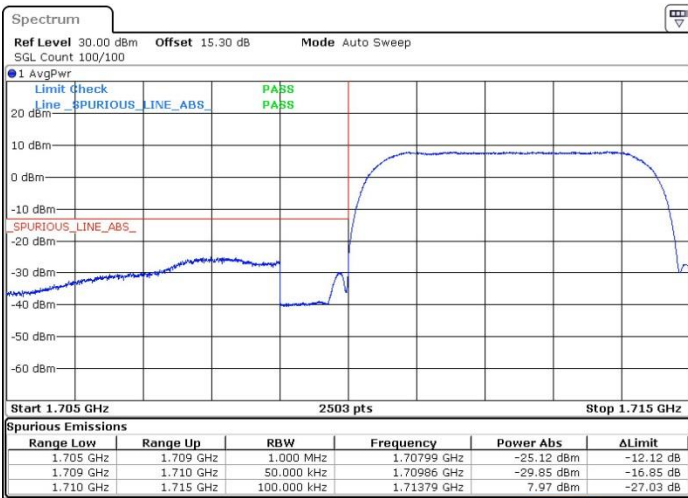


WCDMA Band II (HSDPA)

WCDMA Band IV (RMC 12.2Kbps)

Lowest Band Edge

Highest Band Edge



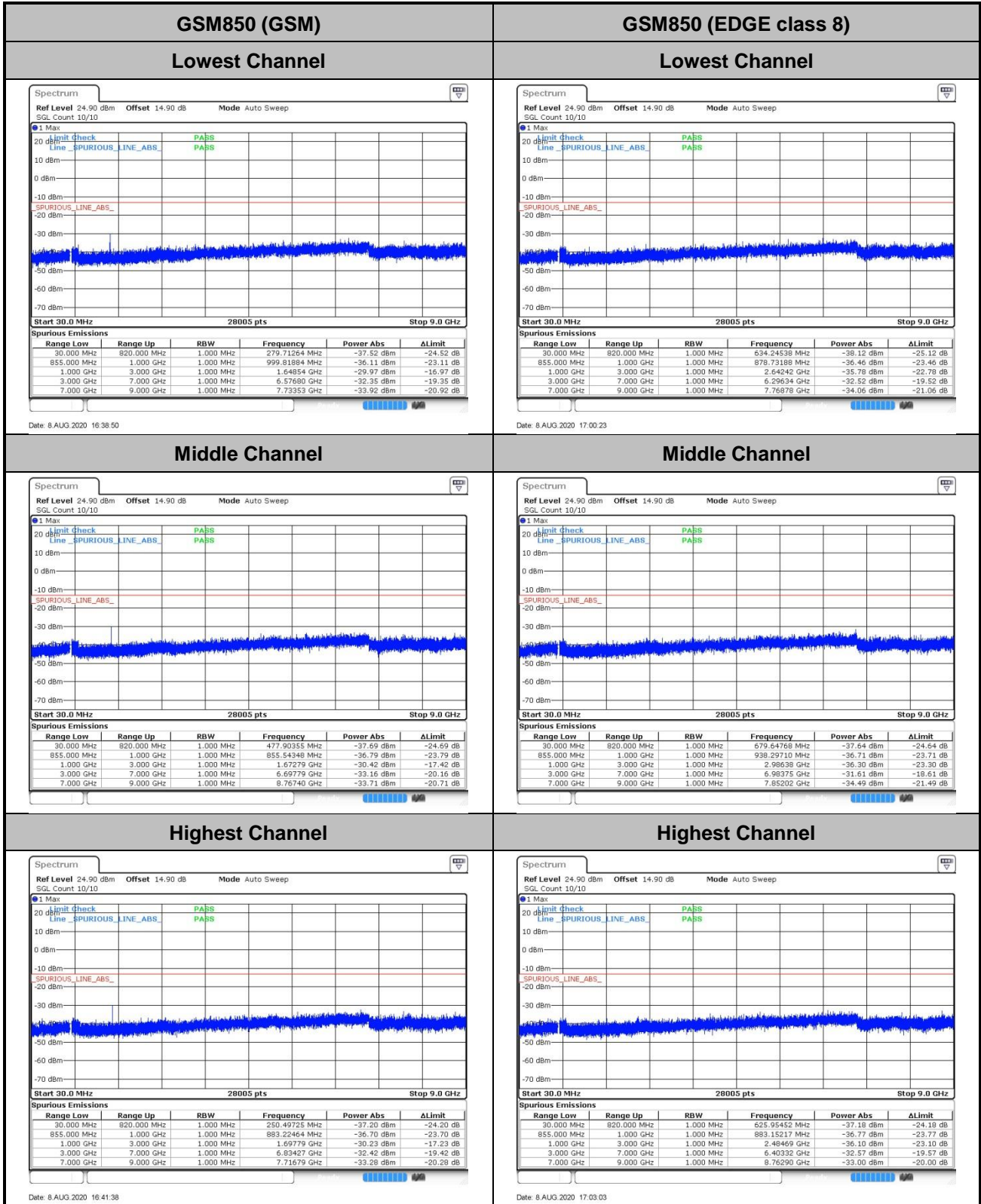
Date: 8 AUG.2020 19:44:29



Date: 8 AUG.2020 19:47:16



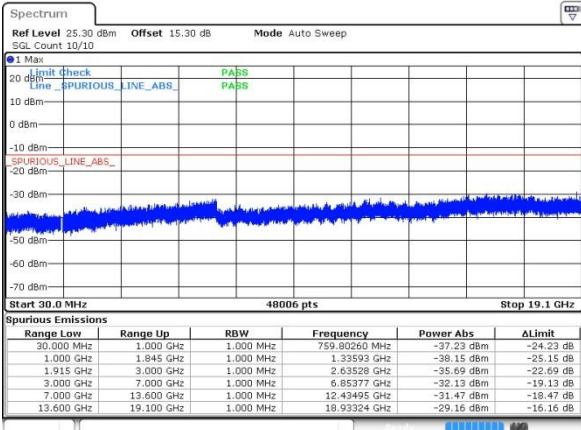
# Conducted Spurious Emission





GSM1900 (GSM)

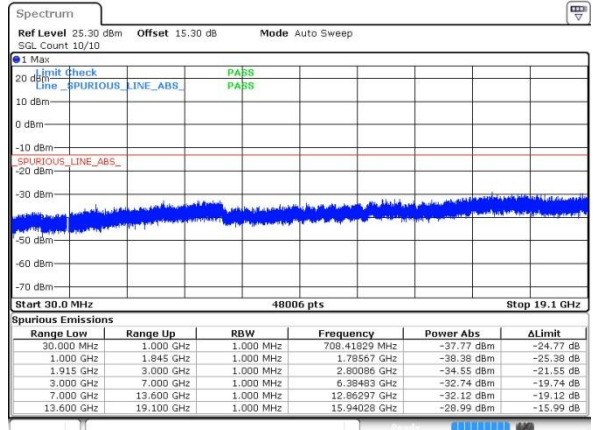
Lowest Channel



Date: 8 AUG 2020 17:37:59

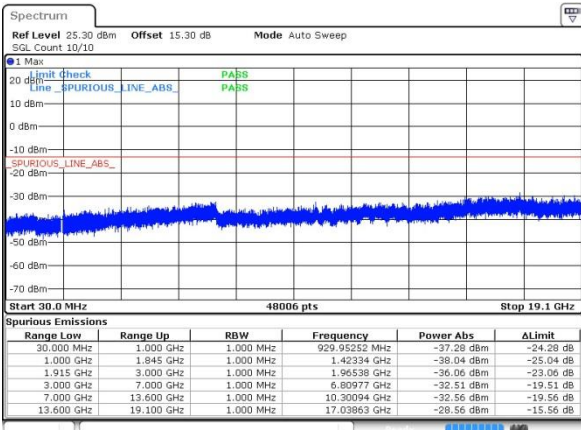
GSM1900 (EDGE class 8)

Lowest Channel



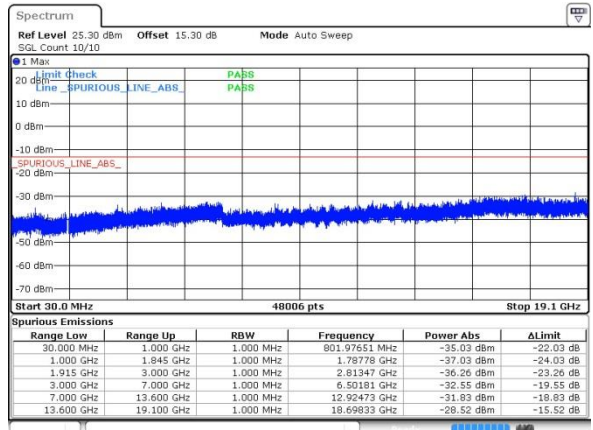
Date: 8 AUG 2020 18:03:56

Middle Channel



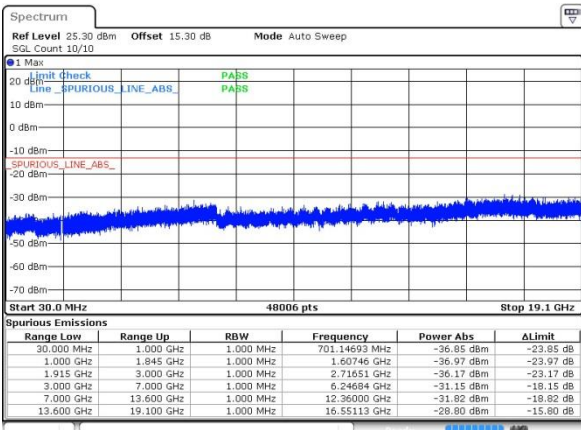
Date: 8 AUG 2020 17:39:19

Middle Channel



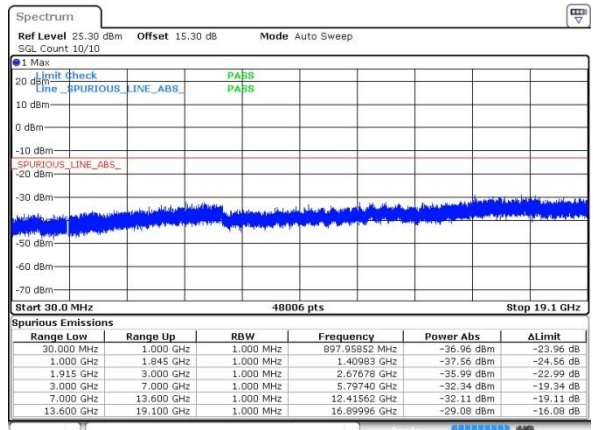
Date: 8 AUG 2020 18:05:18

Highest Channel



Date: 8 AUG 2020 17:45:49

Highest Channel

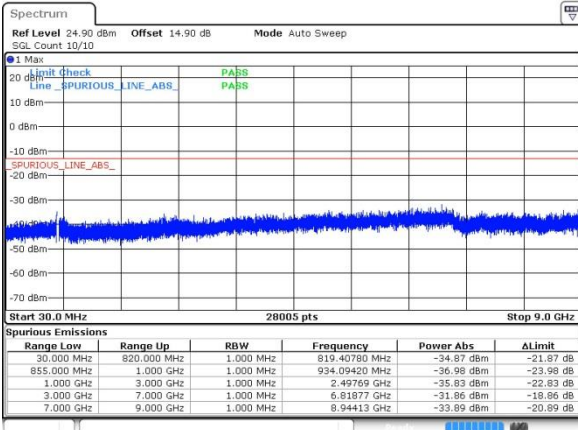


Date: 8 AUG 2020 18:06:38



WCDMA Band V (RMC 12.2Kbps)

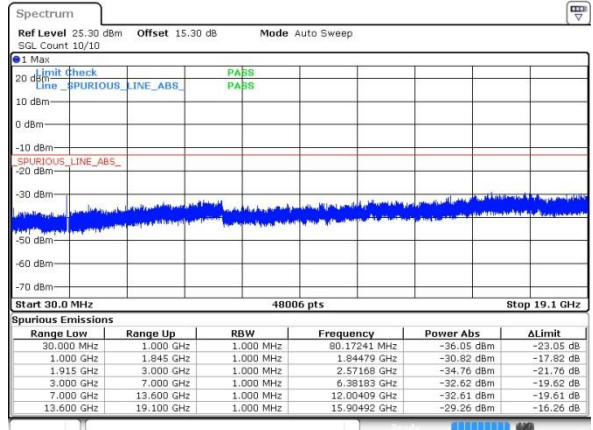
Lowest Channel



Date: 8 AUG 2020 18:58:34

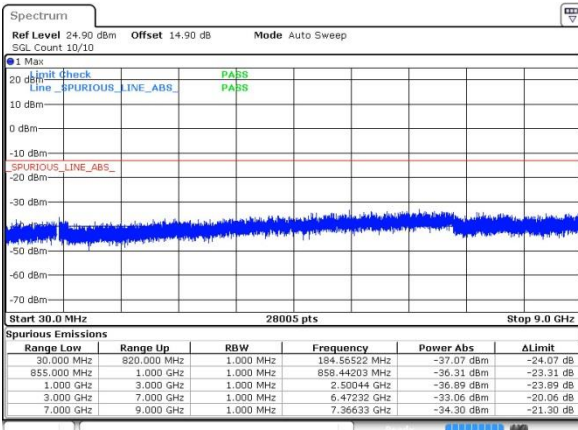
WCDMA Band II (RMC 12.2Kbps)

Lowest Channel



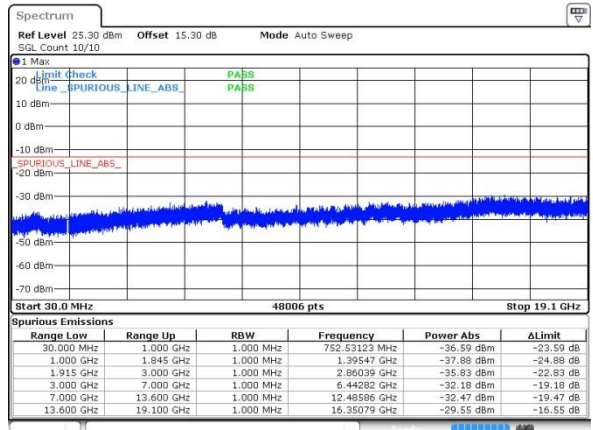
Date: 8 AUG 2020 19:19:30

Middle Channel



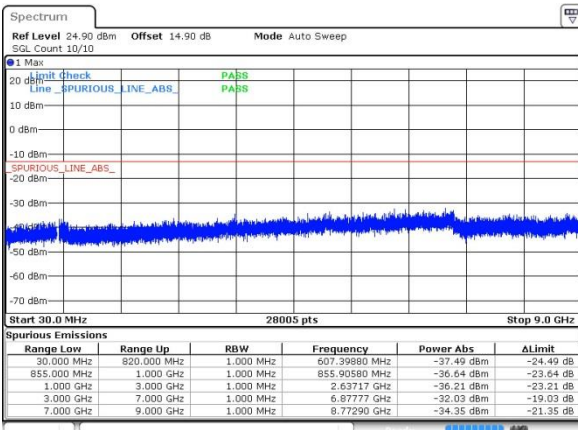
Date: 8 AUG 2020 18:59:55

Middle Channel



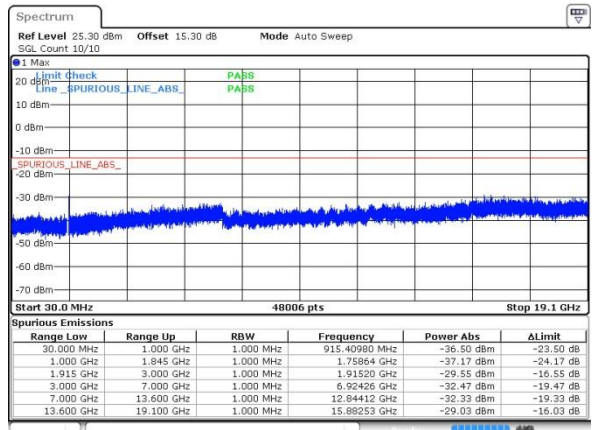
Date: 8 AUG 2020 19:20:52

Highest Channel

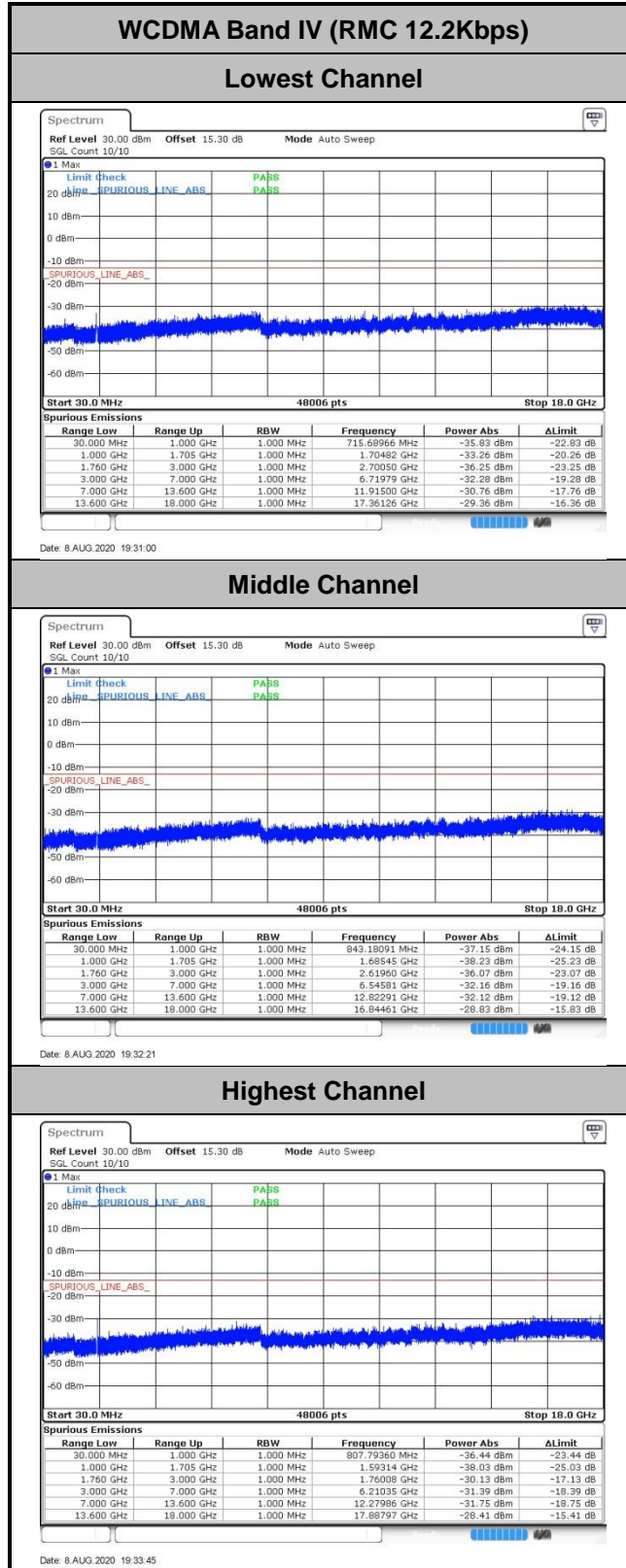


Date: 8 AUG 2020 19:01:18

Highest Channel



Date: 8 AUG 2020 19:22:14





**Frequency Stability**

Test Conditions	Middle Channel	GSM850 (GSM)	GSM850 (EDGE class 8)	Limit 2.5ppm
Temperature (°C)	Voltage (Volt)	Deviation (ppm)		Result
50	Normal Voltage	0.0155	0.0263	PASS
40	Normal Voltage	0.0012	0.0251	
30	Normal Voltage	0.0108	0.0108	
20(Ref.)	Normal Voltage	0.0000	0.0000	
10	Normal Voltage	0.0143	0.0167	
0	Normal Voltage	0.0072	0.0179	
-10	Normal Voltage	0.0179	0.0227	
-20	Normal Voltage	0.0132	0.0060	
-30	Normal Voltage	0.0143	0.0108	
20	Maximum Voltage	0.0084	0.0132	
20	Normal Voltage	0.0120	0.0203	
20	Battery End Point	0.0191	0.0036	

**Note:** Normal Voltage = 3.8V. ; Battery End Point (BEP) = 3.5 V.; Maximum Voltage =4.4 V



Test Conditions	Middle Channel	GSM1900 (GSM)	GSM1900 (EDGE class 8)	Limit Note 2.
Temperature (°C)	Voltage (Volt)	Deviation (ppm)		Result
50	Normal Voltage	0.0059	0.0181	PASS
40	Normal Voltage	0.0005	0.0133	
30	Normal Voltage	0.0106	0.0021	
20(Ref.)	Normal Voltage	0.0000	0.0000	
10	Normal Voltage	0.0133	0.0106	
0	Normal Voltage	0.0101	0.0149	
-10	Normal Voltage	0.0096	0.0165	
-20	Normal Voltage	0.0021	0.0117	
-30	Normal Voltage	0.0133	0.0112	
20	Maximum Voltage	0.0074	0.0027	
20	Normal Voltage	0.0011	0.0133	
20	Battery End Point	0.0122	0.0021	

Note:

1. Normal Voltage = 3.8V. ; Battery End Point (BEP) = 3.5 V.; Maximum Voltage =4.4 V
2. The frequency fundamental emissions stay within the authorized frequency block based on the frequency deviation measured is small.



Test Conditions	Middle Channel	WCDMA Band V (RMC 12.2Kbps)	Limit 2.5ppm
Temperature (°C)	Voltage (Volt)	Deviation (ppm)	Result
50	Normal Voltage	0.0012	PASS
40	Normal Voltage	0.0155	
30	Normal Voltage	0.0072	
20(Ref.)	Normal Voltage	0.0000	
10	Normal Voltage	0.0060	
0	Normal Voltage	0.0215	
-10	Normal Voltage	0.0048	
-20	Normal Voltage	0.0203	
-30	Normal Voltage	0.0263	
20	Maximum Voltage	0.0036	
20	Normal Voltage	0.0108	
20	Battery End Point	0.0191	

Note: Normal Voltage = 3.8V. ; Battery End Point (BEP) = 3.5 V.; Maximum Voltage =4.4 V



Test Conditions	Middle Channel	WCDMA Band II (RMC 12.2Kbps)	Limit Note 2.
Temperature (°C)	Voltage (Volt)	Deviation (ppm)	Result
50	Normal Voltage	0.0032	PASS
40	Normal Voltage	0.0021	
30	Normal Voltage	0.0011	
20(Ref.)	Normal Voltage	0.0000	
10	Normal Voltage	0.0069	
0	Normal Voltage	0.0085	
-10	Normal Voltage	0.0011	
-20	Normal Voltage	0.0096	
-30	Normal Voltage	0.0128	
20	Maximum Voltage	0.0043	
20	Normal Voltage	0.0138	
20	Battery End Point	0.0032	

**Note:**

1. Normal Voltage = 3.8V. ; Battery End Point (BEP) = 3.5 V. ; Maximum Voltage =4.4V
2. The frequency fundamental emissions stay within the authorized frequency block based on the frequency deviation measured is small.



Test Conditions	Middle Channel	WCDMA Band IV (RMC 12.2Kbps)	Limit Note 2.
Temperature (°C)	Voltage (Volt)	Deviation (ppm)	Result
50	Normal Voltage	0.0195	PASS
40	Normal Voltage	0.0073	
30	Normal Voltage	0.0305	
20(Ref.)	Normal Voltage	0.0000	
10	Normal Voltage	0.0024	
0	Normal Voltage	0.0049	
-10	Normal Voltage	0.0073	
-20	Normal Voltage	0.0146	
-30	Normal Voltage	0.0061	
20	Maximum Voltage	0.0207	
20	Normal Voltage	0.0012	
20	Battery End Point	0.0012	

Note:

1. Normal Voltage = 3.8V. ; Battery End Point (BEP) = 3.5 V. ; Maximum Voltage =4.4V
2. The frequency fundamental emissions stay within the authorized frequency block based on the frequency deviation measured is small.



## Appendix B. Test Results of Radiated Test

### Radiated Spurious Emission

GSM850 (GSM)								
Channel	Frequency ( MHz )	ERP ( dBm )	Limit ( dBm )	Over Limit ( dB )	S.G. Power ( dBm )	TX Cable loss ( dB )	TX Antenna Gain (dBi)	Polarization (H/V)
Lowest	1648	-56.36	-13	-43.36	-63.33	1.58	10.70	H
	2472	-50.33	-13	-37.33	-58.58	2.102	12.50	H
	3294	-58.94	-13	-45.94	-67.83	2.856	13.90	H
	4122	-50.34	-13	-37.34	-58.80	2.689	13.30	H
	1648	-59.92	-13	-46.92	-66.89	1.58	10.70	V
	2472	-55.11	-13	-42.11	-63.36	2.10	12.50	V
	3294	-52.90	-13	-39.90	-61.79	2.86	13.90	V
	4122	-52.01	-13	-39.01	-60.47	2.69	13.30	V
Middle	1672	-54.78	-13	-41.78	-61.75	1.58	10.70	H
	2510	-55.49	-13	-42.49	-63.74	2.102	12.50	H
	3348	-59.61	-13	-46.61	-68.50	2.856	13.90	H
	4182	-39.10	-13	-26.10	-47.56	2.689	13.30	H
	1672	-57.62	-13	-44.62	-64.59	1.58	10.70	V
	2510	-50.37	-13	-37.37	-58.62	2.10	12.50	V
	3348	-54.81	-13	-41.81	-63.70	2.86	13.90	V
	4182	-52.36	-13	-39.36	-60.82	2.69	13.30	V
Highest	1698	-55.92	-13	-42.92	-62.89	1.58	10.70	H
	2546	-50.89	-13	-37.89	-59.14	2.102	12.50	H
	3396	-62.07	-13	-49.07	-70.96	2.856	13.90	H
	4242	-54.25	-13	-41.25	-62.71	2.689	13.30	H
	1698	-54.29	-13	-41.29	-61.26	1.58	10.70	V
	2546	-48.32	-13	-35.32	-56.57	2.10	12.50	V
	3396	-59.92	-13	-46.92	-68.81	2.86	13.90	V
	4242	-56.16	-13	-43.16	-64.62	2.69	13.30	V

Remark: Spurious emissions within 30-1000MHz were found more than 20dB below limit line.



GSM850 (EDGE class 8)								
Channel	Frequency ( MHz )	ERP ( dBm )	Limit ( dBm )	Over Limit ( dB )	S.G. Power ( dBm )	TX Cable loss ( dB )	TX Antenna Gain (dBi)	Polarization (H/V)
Lowest	1648	-56.97	-13	-43.97	-63.94	1.58	10.70	H
	2472	-48.26	-13	-35.26	-56.51	2.102	12.50	H
	3294	-58.79	-13	-45.79	-67.68	2.856	13.90	H
	4122	-50.77	-13	-37.77	-59.23	2.689	13.30	H
	1648	-62.97	-13	-49.97	-69.94	1.58	10.70	V
	2472	-53.32	-13	-40.32	-61.57	2.10	12.50	V
	3294	-52.51	-13	-39.51	-61.40	2.86	13.90	V
	4122	-55.08	-13	-42.08	-63.54	2.69	13.30	V
Middle	1672	-59.34	-13	-46.34	-66.31	1.58	10.70	H
	2510	-50.95	-13	-37.95	-59.20	2.102	12.50	H
	3348	-59.19	-13	-46.19	-68.08	2.856	13.90	H
	4182	-48.73	-13	-35.73	-57.19	2.689	13.30	H
	1672	-55.82	-13	-42.82	-62.79	1.58	10.70	V
	2510	-50.01	-13	-37.01	-58.26	2.10	12.50	V
	3348	-55.34	-13	-42.34	-64.23	2.86	13.90	V
	4182	-52.21	-13	-39.21	-60.67	2.69	13.30	V
Highest	1698	-55.36	-13	-42.36	-62.33	1.58	10.70	H
	2546	-52.75	-13	-39.75	-61.00	2.102	12.50	H
	3396	-62.80	-13	-49.80	-71.69	2.856	13.90	H
	4242	-53.90	-13	-40.90	-62.36	2.689	13.30	H
	1698	-55.82	-13	-42.82	-62.79	1.58	10.70	V
	2546	-50.94	-13	-37.94	-59.19	2.10	12.50	V
	3396	-58.81	-13	-45.81	-67.70	2.86	13.90	V
	4242	-55.82	-13	-42.82	-64.28	2.69	13.30	V

Remark: Spurious emissions within 30-1000MHz were found more than 20dB below limit line.



GSM1900 (GSM)								
Channel	Frequency ( MHz )	EIRP ( dBm )	Limit ( dBm )	Over Limit ( dB )	S.G. Power ( dBm )	TX Cable loss ( dB )	TX Antenna Gain (dBi)	Polarization (H/V)
Lowest	3699	-60.95	-13	-47.95	-73.21	2.64	14.90	H
	5550.6	-56.75	-13	-43.75	-68.61	2.94	14.80	H
	7400	-52.51	-13	-39.51	-62.28	3.39	13.16	H
	3699	-60.49	-13	-47.49	-72.75	2.64	14.90	V
	5550.6	-56.99	-13	-43.99	-68.85	2.94	14.80	V
	7400	-51.46	-13	-38.46	-61.23	3.39	13.16	V
Middle	3759	-61.68	-13	-48.68	-73.94	2.64	14.90	H
	5640	-56.36	-13	-43.36	-68.22	2.94	14.80	H
	7524	-52.06	-13	-39.06	-61.83	3.39	13.16	H
	3759	-61.72	-13	-48.72	-73.98	2.64	14.90	V
	5640	-57.01	-13	-44.01	-68.87	2.94	14.80	V
	7524	-50.78	-13	-37.78	-60.55	3.39	13.16	V
Highest	3819	-61.69	-13	-48.69	-73.95	2.64	14.90	H
	5729.4	-56.54	-13	-43.54	-68.40	2.94	14.80	H
	7639	-51.71	-13	-38.71	-61.48	3.39	13.16	H
	3819	-61.66	-13	-48.66	-73.92	2.64	14.90	V
	5729.4	-57.59	-13	-44.59	-69.45	2.94	14.80	V
	7639	-51.56	-13	-38.56	-61.33	3.39	13.16	V

Remark: Spurious emissions within 30-1000MHz were found more than 20dB below limit line.



GSM1900 (EDGE class 8)								
Channel	Frequency ( MHz )	EIRP ( dBm )	Limit ( dBm )	Over Limit ( dB )	S.G. Power ( dBm )	TX Cable loss ( dB )	TX Antenna Gain (dBi)	Polarization (H/V)
Lowest	3699	-60.91	-13	-47.91	-73.17	2.64	14.90	H
	5550	-55.17	-13	-42.17	-67.03	2.94	14.80	H
	7400	-52.32	-13	-39.32	-62.09	3.39	13.16	H
	3699	-61.09	-13	-48.09	-73.35	2.64	14.90	V
	5550	-56.76	-13	-43.76	-68.62	2.94	14.80	V
	7400	-51.46	-13	-38.46	-61.23	3.39	13.16	V
Middle	3759	-61.62	-13	-48.62	-73.88	2.64	14.90	H
	5640	-55.55	-13	-42.55	-67.41	2.94	14.80	H
	7520	-51.82	-13	-38.82	-61.59	3.39	13.16	H
	3759	-61.72	-13	-48.72	-73.98	2.64	14.90	V
	5640	-56.75	-13	-43.75	-68.61	2.94	14.80	V
	7520	-51.49	-13	-38.49	-61.26	3.39	13.16	V
Highest	3819	-61.59	-13	-48.59	-73.85	2.64	14.90	H
	5729.4	-56.25	-13	-43.25	-68.11	2.94	14.80	H
	7639	-51.61	-13	-38.61	-61.38	3.39	13.16	H
	3819	-61.41	-13	-48.41	-73.67	2.64	14.90	V
	5729	-56.75	-13	-43.75	-68.61	2.94	14.80	V
	7639	-51.48	-13	-38.48	-61.25	3.39	13.16	V

Remark: Spurious emissions within 30-1000MHz were found more than 20dB below limit line.



WCDMA Band V(RMC 12.2Kbps)								
Channel	Frequency ( MHz )	ERP ( dBm )	Limit ( dBm )	Over Limit ( dB )	S.G. Power ( dBm )	TX Cable loss ( dB )	TX Antenna Gain (dBi)	Polarization (H/V)
Lowest	1650	-58.24	-13	-45.24	-65.21	1.58	10.70	H
	2480	-65.19	-13	-52.19	-73.44	2.102	12.50	H
	3306	-63.72	-13	-50.72	-72.61	2.856	13.90	H
	1652	-62.48	-13	-49.48	-69.45	1.58	10.70	V
	2479	-64.67	-13	-51.67	-72.92	2.10	12.50	V
	3306	-63.62	-13	-50.62	-72.51	2.86	13.90	V
Middle	1674	-56.40	-13	-43.40	-63.37	1.58	10.70	H
	2509	-64.95	-13	-51.95	-73.20	2.102	12.50	H
	3348	-63.56	-13	-50.56	-72.45	2.856	13.90	H
	1672	-60.53	-13	-47.53	-67.50	1.58	10.70	V
	2509	-64.46	-13	-51.46	-72.71	2.10	12.50	V
	3348	-63.67	-13	-50.67	-72.56	2.86	13.90	V
Highest	1692	-60.93	-13	-47.93	-67.90	1.58	10.70	H
	2539	-65.21	-13	-52.21	-73.46	2.102	12.50	H
	3384	-63.60	-13	-50.60	-72.49	2.856	13.90	H
	1692	-64.62	-13	-51.62	-71.59	1.58	10.70	V
	2540	-64.82	-13	-51.82	-73.07	2.10	12.50	V
	3384	-63.37	-13	-50.37	-72.26	2.86	13.90	V

Remark: Spurious emissions within 30-1000MHz were found more than 20dB below limit line.



WCDMA Band II(RMC 12.2Kbps)								
Channel	Frequency ( MHz )	EIRP ( dBm )	Limit ( dBm )	Over Limit ( dB )	S.G. Power ( dBm )	TX Cable loss ( dB )	TX Antenna Gain (dBi)	Polarization (H/V)
Lowest	3705	-59.34	-13	-46.34	-71.60	2.64	14.90	H
	5556	-55.27	-13	-42.27	-67.13	2.94	14.80	H
	7404	-50.29	-13	-37.29	-60.06	3.39	13.16	H
	3705	-59.52	-13	-46.52	-71.78	2.64	14.90	V
	5556	-54.98	-13	-41.98	-66.84	2.94	14.80	V
	7404	-49.47	-13	-36.47	-59.24	3.39	13.16	V
Middle	3759	-59.79	-13	-46.79	-72.05	2.64	14.90	H
	5640	-55.30	-13	-42.30	-67.16	2.94	14.80	H
	7524	-49.82	-13	-36.82	-59.59	3.39	13.16	H
	3759	-59.46	-13	-46.46	-71.72	2.64	14.90	V
	5640	-55.38	-13	-42.38	-67.24	2.94	14.80	V
	7524	-48.91	-13	-35.91	-58.68	3.39	13.16	V
Highest	3816	-59.51	-13	-46.51	-71.77	2.64	14.90	H
	5724	-54.57	-13	-41.57	-66.43	2.94	14.80	H
	7632	-49.26	-13	-36.26	-59.03	3.39	13.16	H
	3816	-59.13	-13	-46.13	-71.39	2.64	14.90	V
	5724	-55.33	-13	-42.33	-67.19	2.94	14.80	V
	7632	-48.83	-13	-35.83	-58.60	3.39	13.16	V

Remark: Spurious emissions within 30-1000MHz were found more than 20dB below limit line.



WCDMA Band IV(RMC 12.2Kbps)								
Channel	Frequency ( MHz )	EIRP ( dBm )	Limit ( dBm )	Over Limit ( dB )	S.G. Power ( dBm )	TX Cable loss ( dB )	TX Antenna Gain (dBi)	Polarization (H/V)
Lowest	3426	-60.73	-13	-47.73	-71.47	2.604	13.34	H
	5136	-57.19	-13	-44.19	-67.70	3.011	13.52	H
	6852	-51.80	-13	-38.80	-62.00	3.271	13.47	H
	3426	-60.89	-13	-47.89	-71.63	2.604	13.34	V
	5136	-56.96	-13	-43.96	-67.47	3.011	13.52	V
	6852	-52.05	-13	-39.05	-62.25	3.271	13.47	V
Middle	3465	-60.70	-13	-47.70	-71.44	2.604	13.34	H
	5199	-56.05	-13	-43.05	-66.56	3.011	13.52	H
	6936	-52.09	-13	-39.09	-62.29	3.271	13.47	H
	3465	-60.69	-13	-47.69	-71.43	2.604	13.34	V
	5199	-55.98	-13	-42.98	-66.49	3.011	13.52	V
	6936	-51.51	-13	-38.51	-61.71	3.271	13.47	V
Highest	3504	-60.30	-13	-47.30	-71.04	2.604	13.34	H
	5259	-55.95	-13	-42.95	-66.46	3.011	13.52	H
	7008	-51.32	-13	-38.32	-61.52	3.271	13.47	H
	3504	-60.47	-13	-47.47	-71.21	2.604	13.34	V
	5259	-56.38	-13	-43.38	-66.89	3.011	13.52	V
	7008	-51.50	-13	-38.50	-61.70	3.271	13.47	V

Remark: Spurious emissions within 30-1000MHz were found more than 20dB below limit line.