



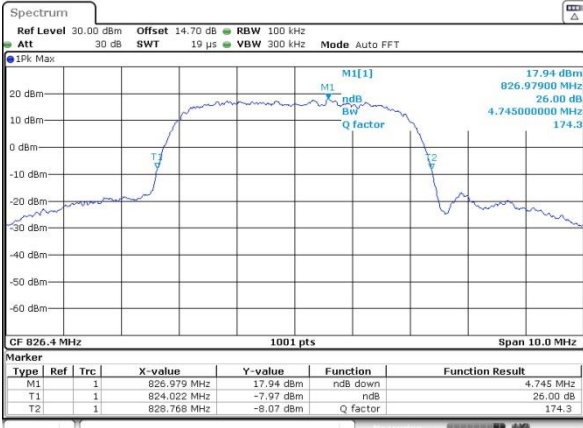
26dB Bandwidth

Mode	WCDMA Band V	WCDMA Band II	WCDMA Band IV
Mod.	RMC 12.2Kbps	RMC 12.2Kbps	RMC 12.2Kbps
Lowest CH	4.745	4.735	4.705
Middle CH	4.705	4.705	4.715
Highest CH	4.725	4.715	4.725



WCDMA Band V (RMC 12.2Kbps)

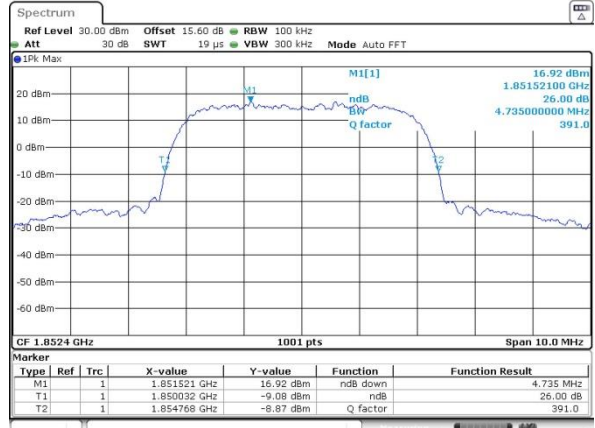
Lowest Channel



Date: 27 AUG 2020 22:25:37

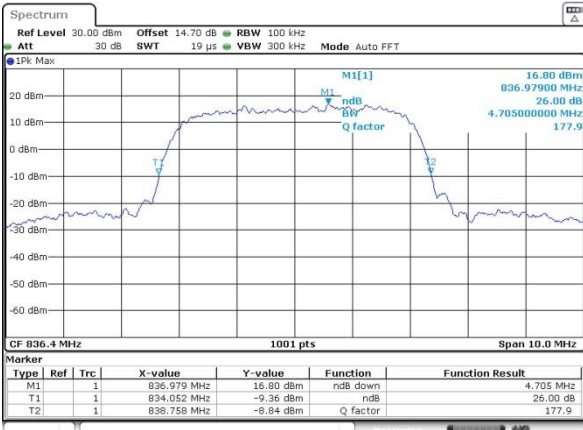
WCDMA Band II (RMC 12.2Kbps)

Lowest Channel



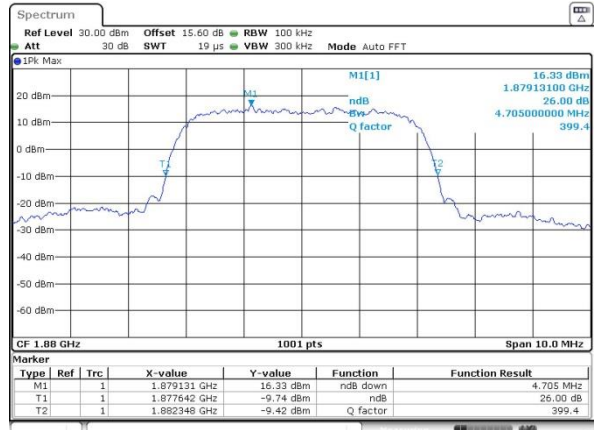
Date: 27 AUG 2020 21:51:14

Middle Channel



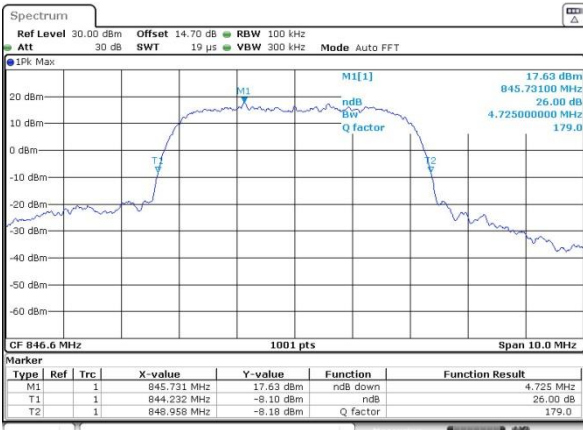
Date: 27 AUG 2020 22:26:03

Middle Channel



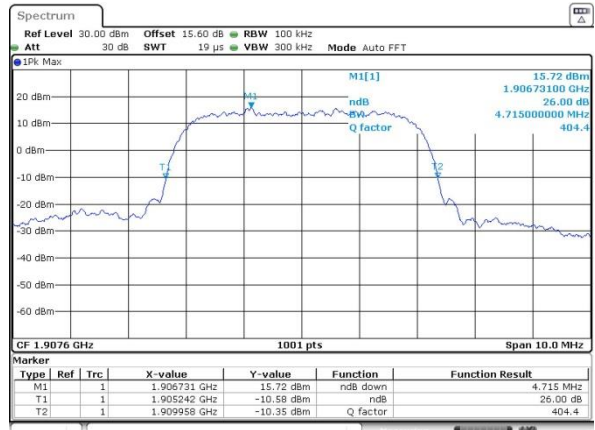
Date: 27 AUG 2020 21:52:08

Highest Channel

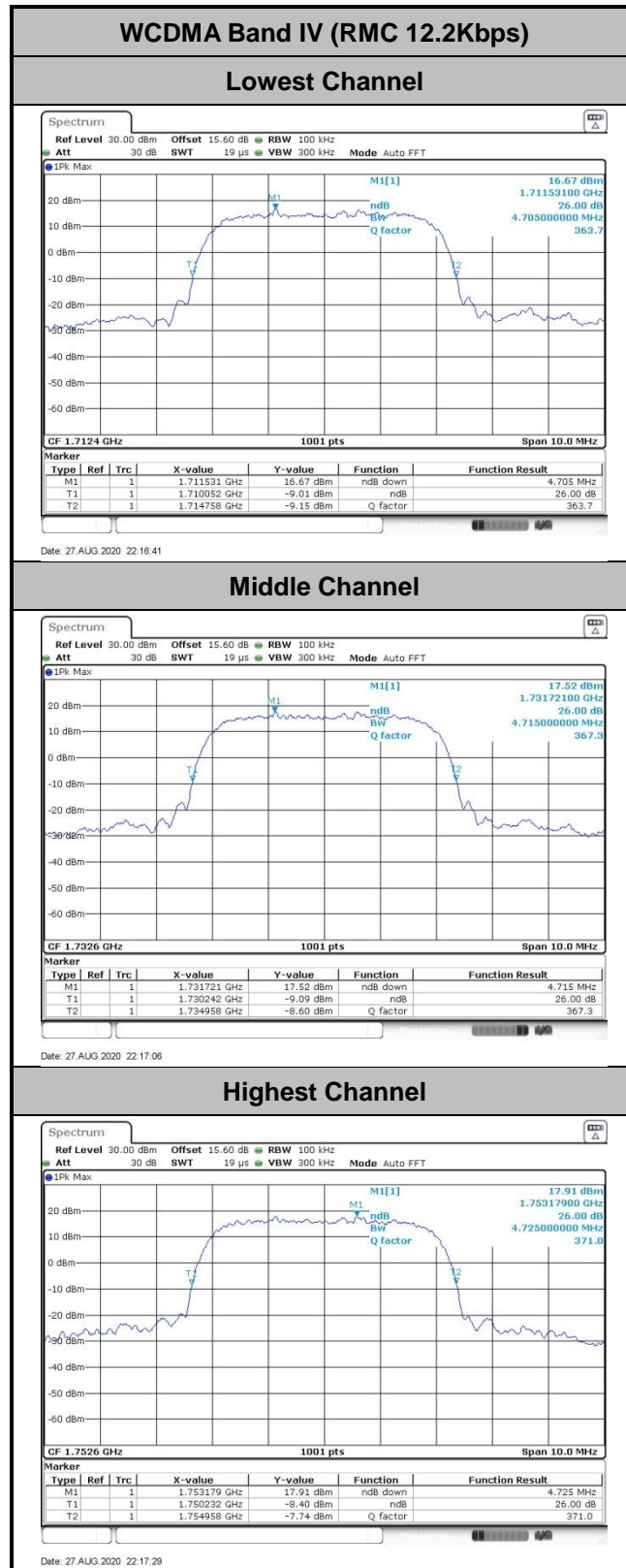


Date: 27 AUG 2020 22:26:25

Highest Channel



Date: 27 AUG 2020 21:52:32





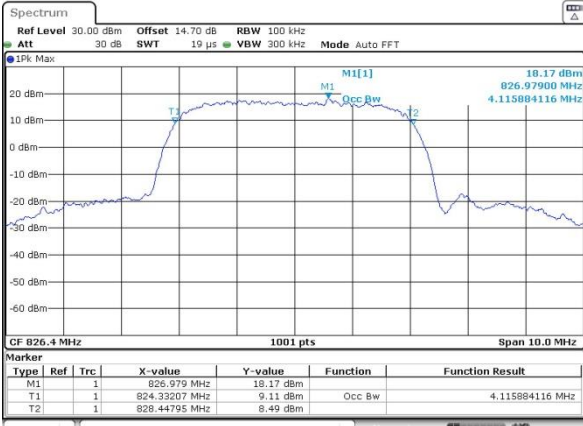
Occupied Bandwidth

Mode	WCDMA Band V	WCDMA Band II	WCDMA Band IV
Mod.	RMC 12.2Kbps	RMC 12.2Kbps	RMC 12.2Kbps
Lowest CH	4.12	4.15	4.13
Middle CH	4.14	4.15	4.13
Highest CH	4.14	4.15	4.13



WCDMA Band V (RMC 12.2Kbps)

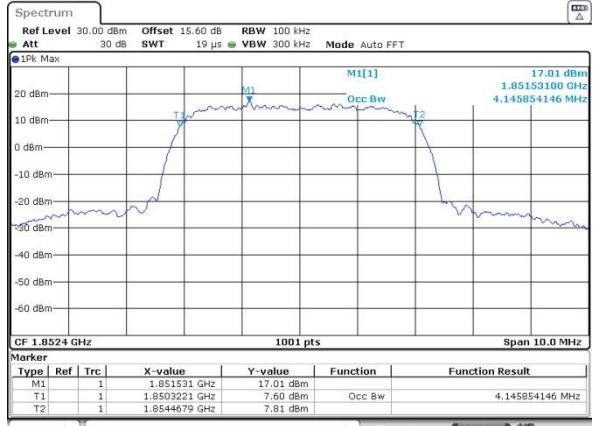
Lowest Channel



Date: 27 AUG 2020 22:29:02

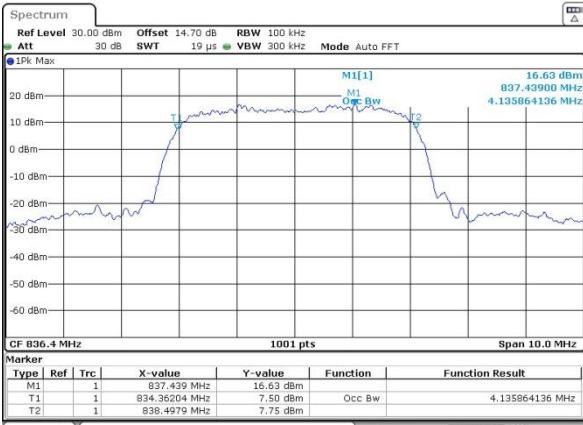
WCDMA Band II (RMC 12.2Kbps)

Lowest Channel



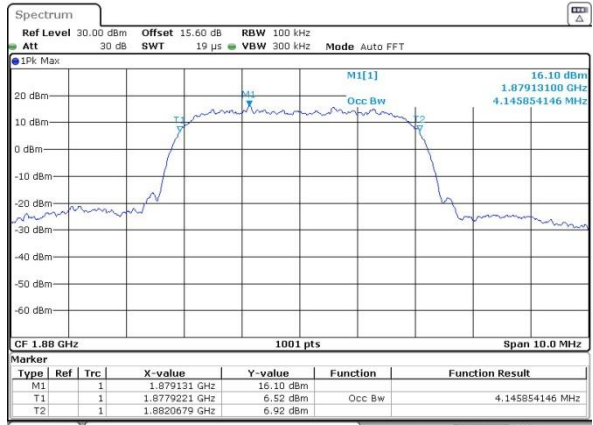
Date: 27 AUG 2020 21:58:27

Middle Channel



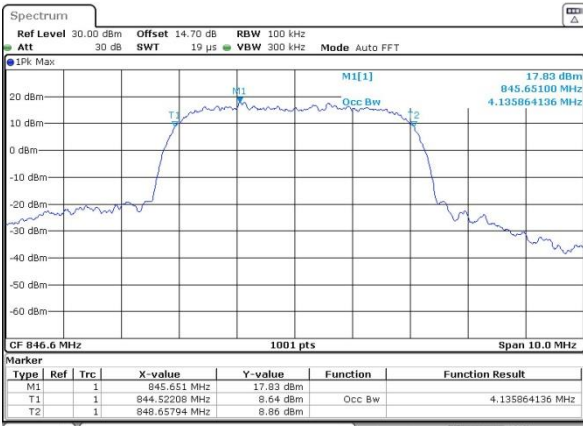
Date: 27 AUG 2020 22:29:25

Middle Channel



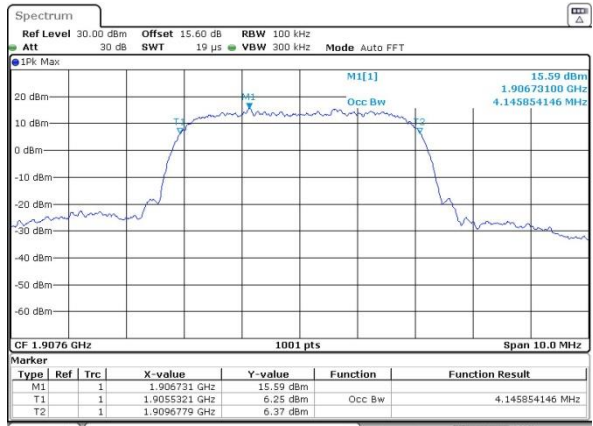
Date: 27 AUG 2020 21:58:51

Highest Channel

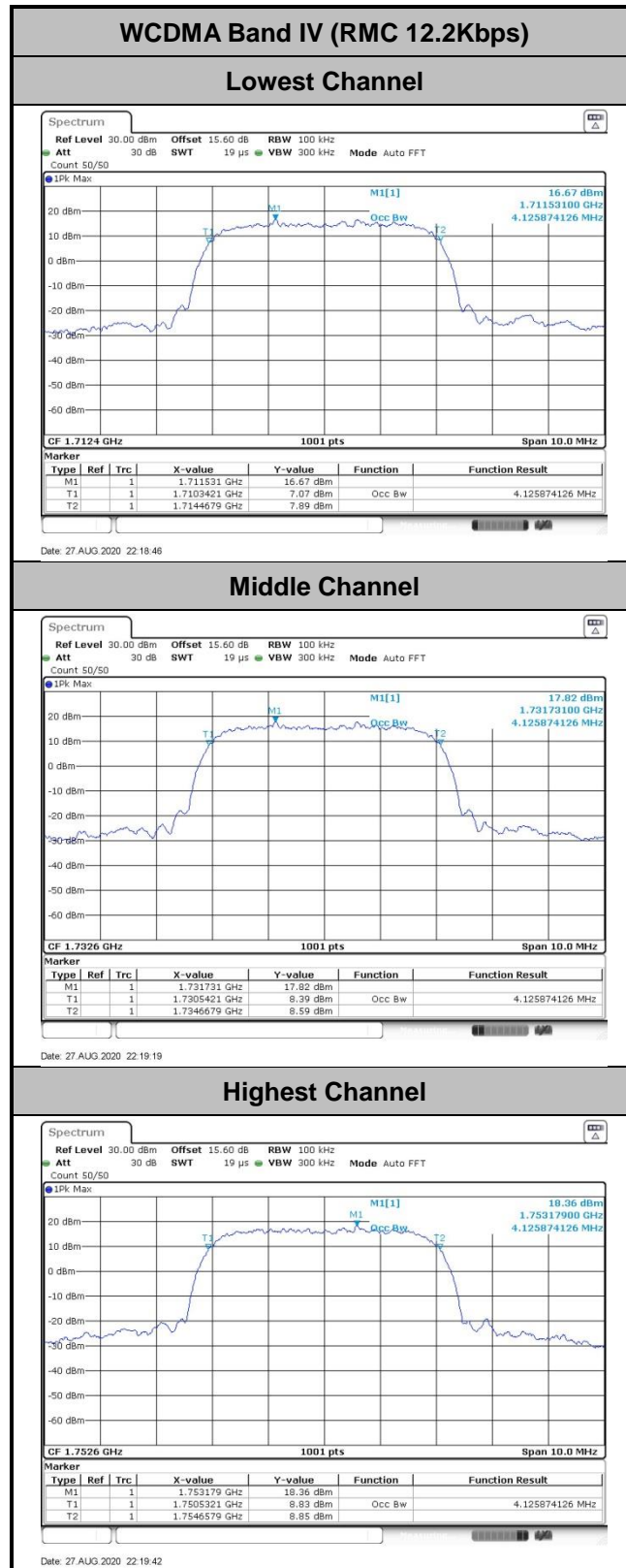


Date: 27 AUG 2020 22:29:47

Highest Channel



Date: 27 AUG 2020 21:59:15





Conducted Band Edge

WCDMA Band V (RMC 12.2Kbps)

Lowest Band Edge



Highest Band Edge



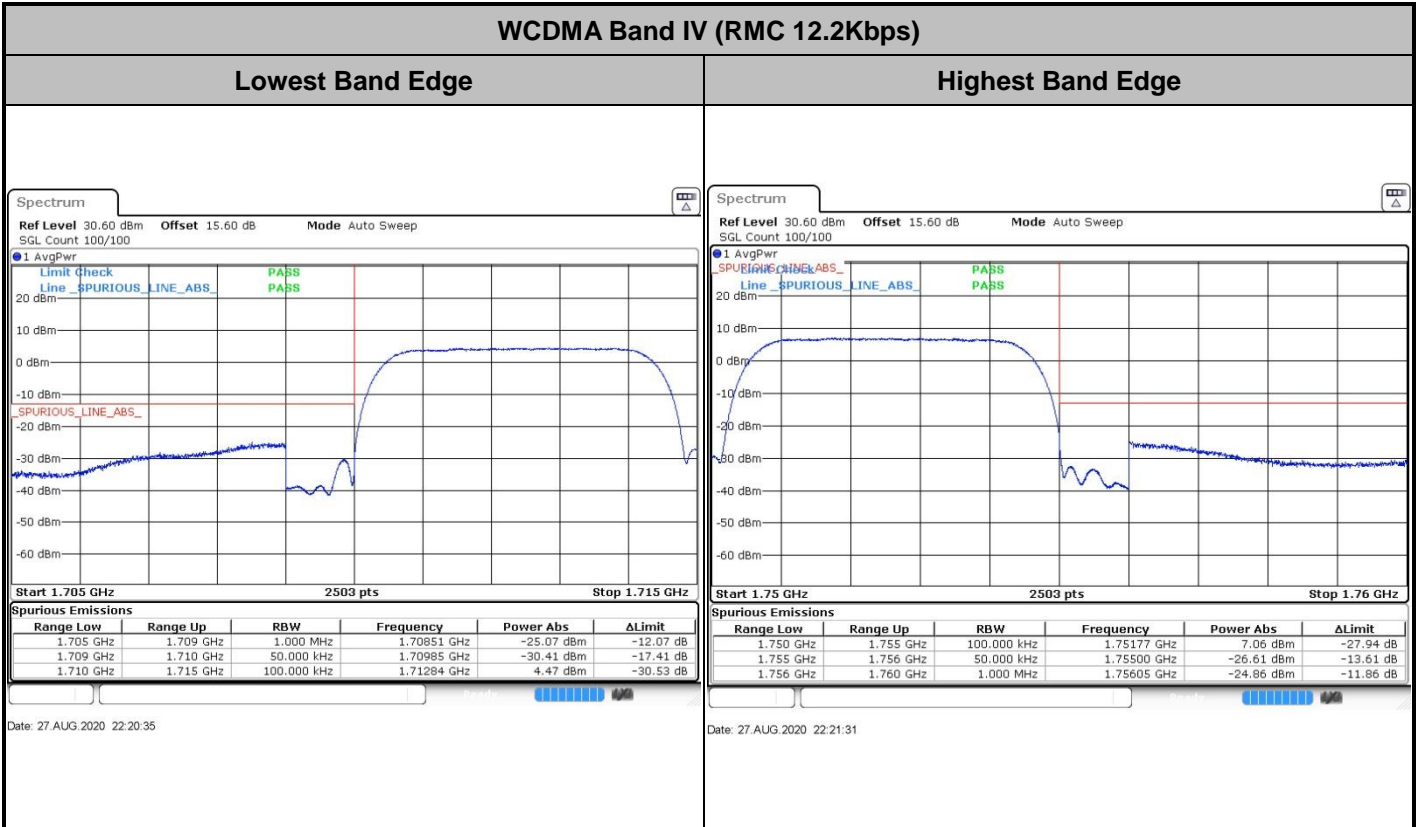
WCDMA Band II (RMC 12.2Kbps)

Lowest Band Edge



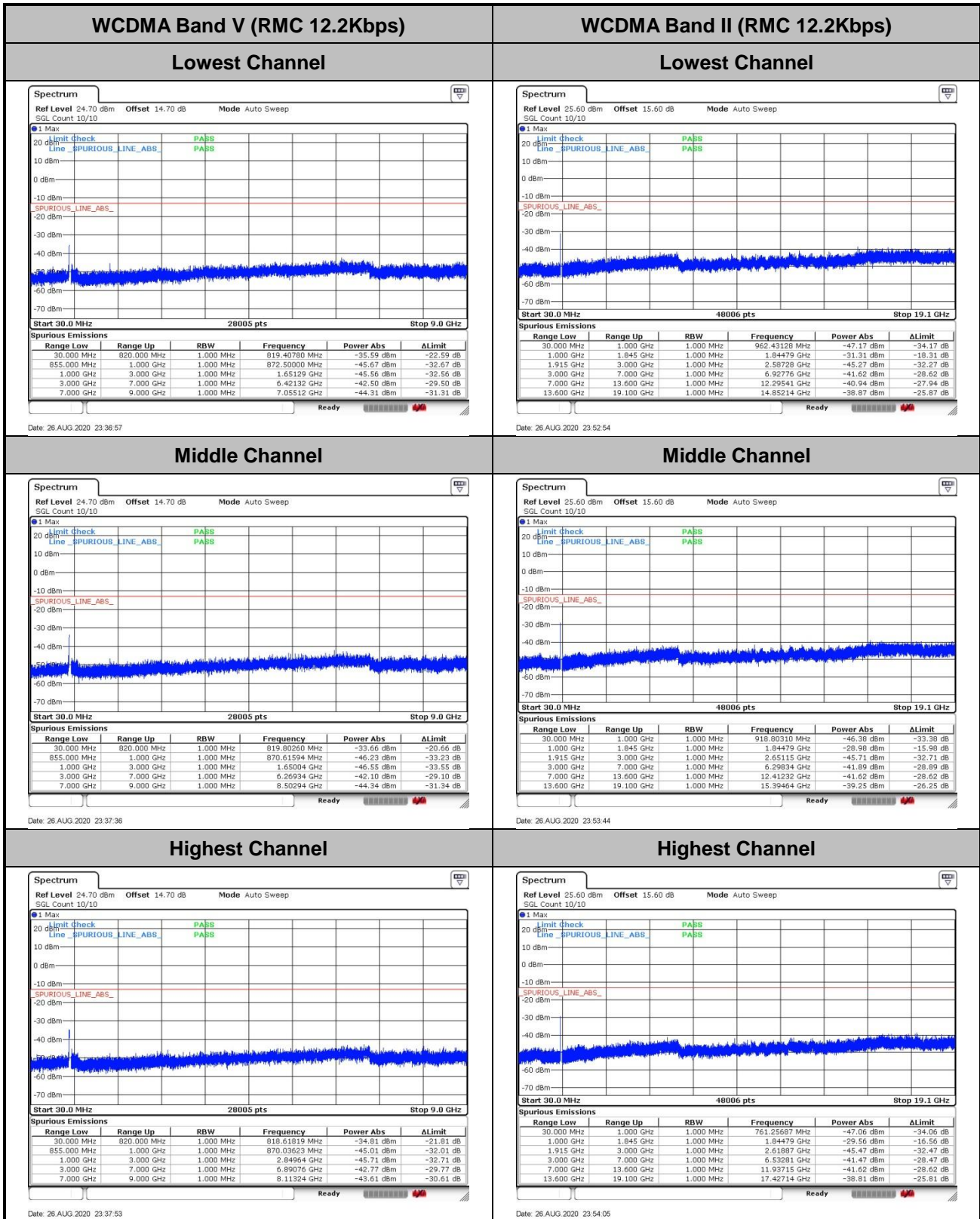
Highest Band Edge







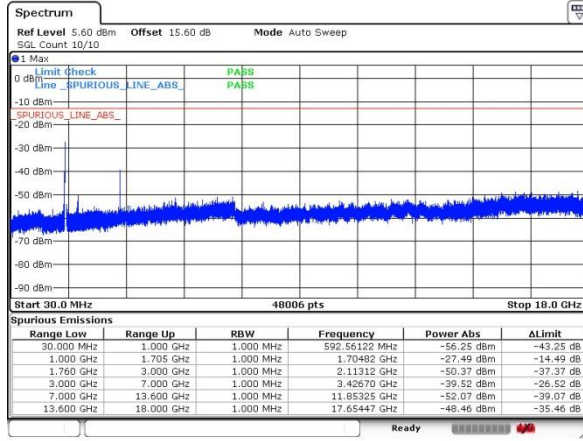
Conducted Spurious Emission





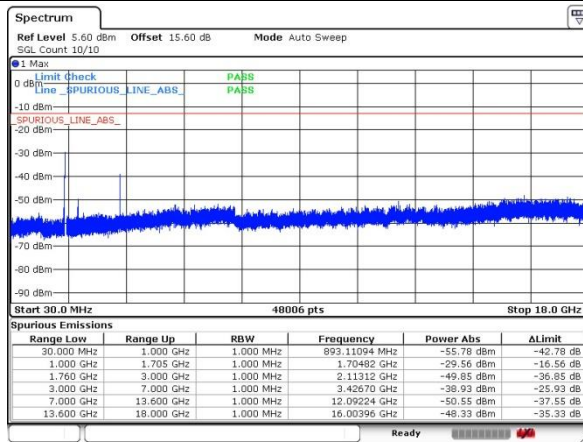
WCDMA Band IV (RMC 12.2Kbps)

Lowest Channel



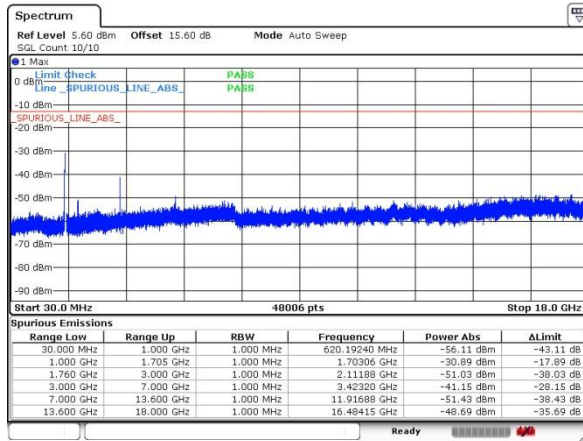
Date: 27.AUG.2020 00:08:59

Middle Channel



Date: 27.AUG.2020 00:09:35

Highest Channel



Date: 27.AUG.2020 00:09:56



Frequency Stability

Test Conditions	Middle Channel	WCDMA Band V (RMC 12.2Kbps)	Limit
Temperature (°C)	Voltage (Volt)	Deviation (ppm)	2.5ppm Result
50	Normal Voltage	0.0098	PASS
40	Normal Voltage	0.0295	
30	Normal Voltage	0.0031	
20(Ref.)	Normal Voltage	0.0000	
10	Normal Voltage	0.0258	
0	Normal Voltage	0.0253	
-10	Normal Voltage	0.0078	
-20	Normal Voltage	0.0173	
-30	Normal Voltage	0.0226	
20	Maximum Voltage	0.0022	
20	Normal Voltage	0.0000	
20	Battery End Point	0.0273	

Test Conditions	Middle Channel	WCDMA Band II (RMC 12.2Kbps)	Limit
Temperature (°C)	Voltage (Volt)	Deviation (ppm)	Note 2. Result
50	Normal Voltage	0.0023	PASS
40	Normal Voltage	0.0132	
30	Normal Voltage	0.0158	
20(Ref.)	Normal Voltage	0.0000	
10	Normal Voltage	0.0154	
0	Normal Voltage	0.008	
-10	Normal Voltage	0.0125	
-20	Normal Voltage	0.0159	
-30	Normal Voltage	0.0027	
20	Maximum Voltage	0.0032	
20	Normal Voltage	0.0000	
20	Battery End Point	0.0022	



Test Conditions Temperature (°C)	Middle Channel Voltage (Volt)	WCDMA Band IV (RMC 12.2Kbps)	Limit Note 2.
		Deviation (ppm)	Result
50	Normal Voltage	0.0035	PASS
40	Normal Voltage	0.0029	
30	Normal Voltage	0.0150	
20(Ref.)	Normal Voltage	0.0000	
10	Normal Voltage	0.0023	
0	Normal Voltage	0.0127	
-10	Normal Voltage	0.0035	
-20	Normal Voltage	0.0144	
-30	Normal Voltage	0.0046	
20	Maximum Voltage	0.0017	
20	Normal Voltage	0.0000	
20	Battery End Point	0.0035	

Note:

1. Normal Voltage = 3.8V. ; Battery End Point (BEP) =3 V. ; Maximum Voltage =4.4V
2. The frequency fundamental emissions stay within the authorized frequency block based on the frequency deviation measured is small.



A3. CDMA

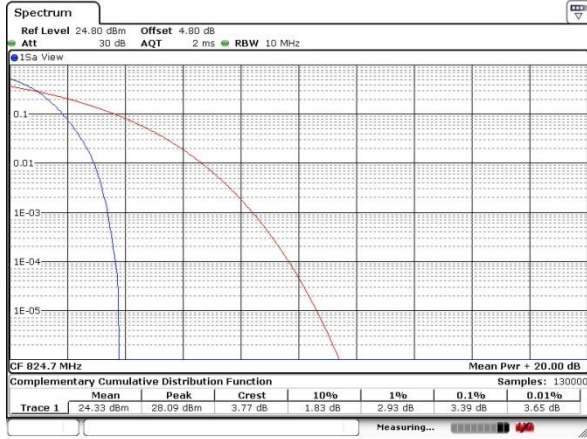
Peak-to-Average Ratio

Mode	CDMA BC0(dB)	CDMA BC1(dB)	Limit: 13dB
Mod.	1xRTT	1xRTT	Result
Lowest CH	3.39	3.62	PASS
Middle CH	3.74	3.77	
Highest CH	3.22	3.42	



CDMA BC0 (1xRTT)

Lowest Channel



Date: 15 SEP 2020 14:54:37

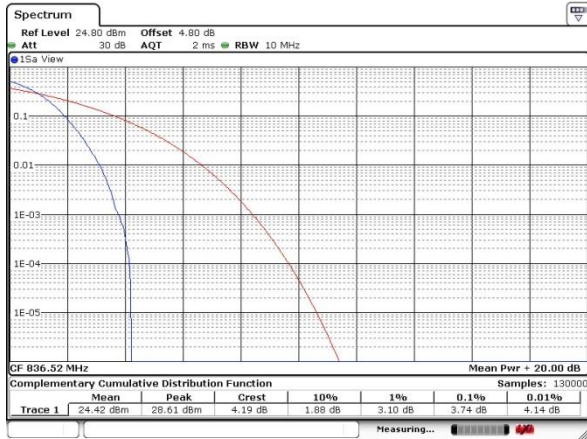
CDMA BC1 (1xRTT)

Lowest Channel



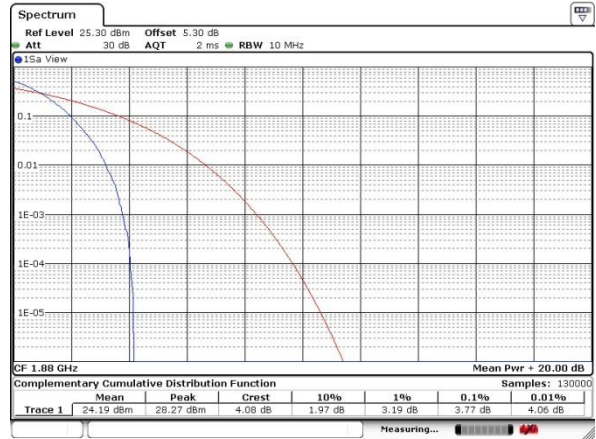
Date: 15 SEP 2020 15:29:58

Middle Channel



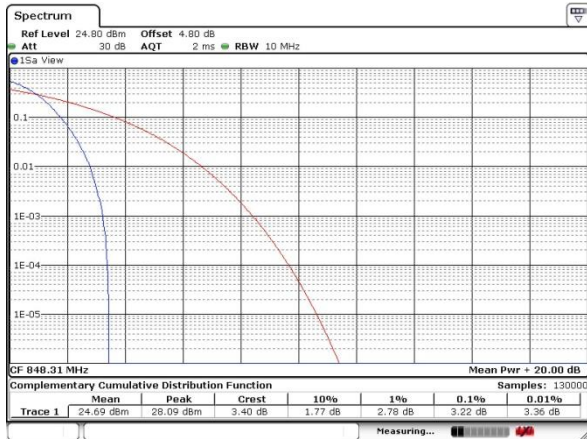
Date: 15 SEP 2020 14:54:52

Middle Channel



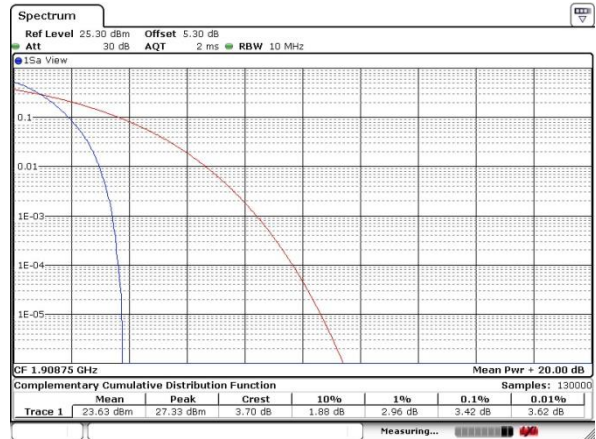
Date: 15 SEP 2020 15:30:23

Highest Channel



Date: 15 SEP 2020 14:55:05

Highest Channel



Date: 15 SEP 2020 15:30:41



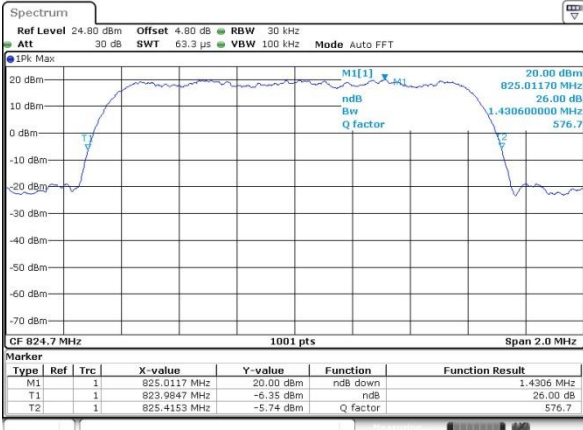
26dB Bandwidth

Mode	CDMA BC0	CDMA BC1
Mod.	1xRTT	1xRTT
Lowest CH	1.4306	1.4306
Middle CH	1.4286	1.4306
Highest CH	1.4326	1.4306



CDMA BC0 (1xRTT)

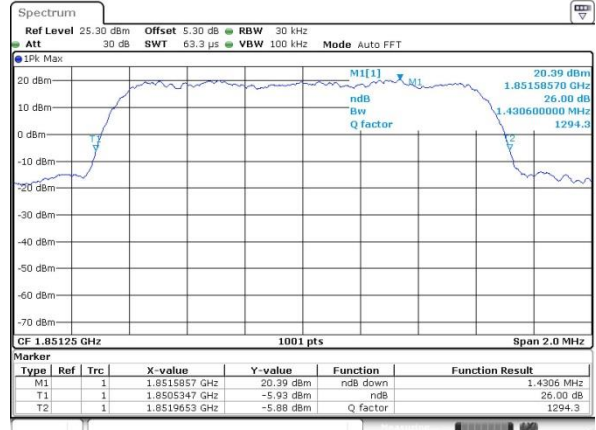
Lowest Channel



Date: 15 SEP 2020 14:22:56

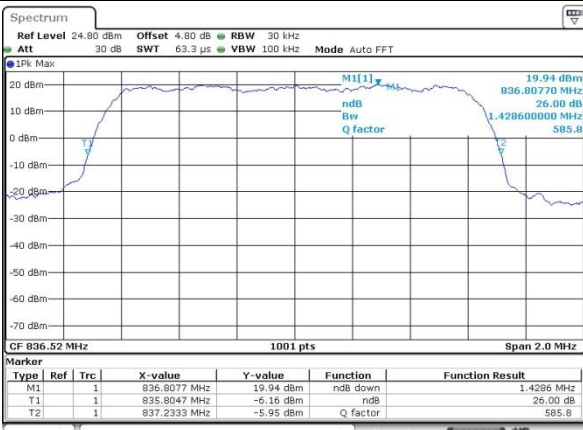
CDMA BC1 (1xRTT)

Lowest Channel



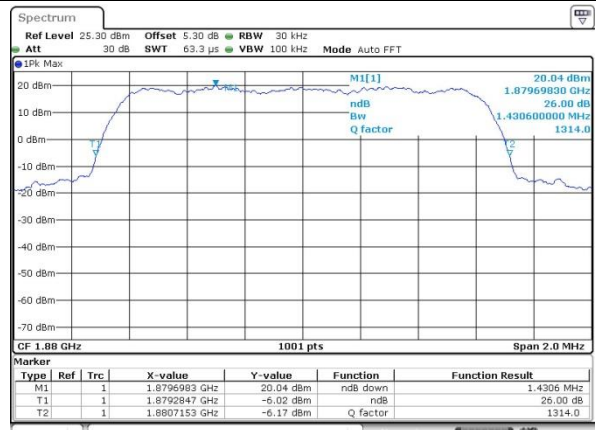
Date: 15 SEP 2020 15:15:36

Middle Channel



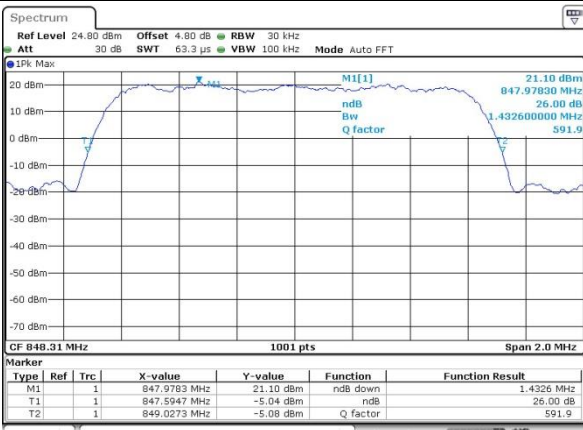
Date: 15 SEP 2020 14:23:32

Middle Channel



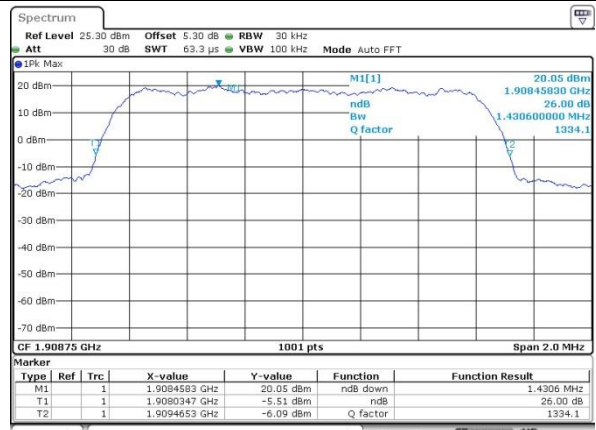
Date: 15 SEP 2020 15:16:13

Highest Channel



Date: 15 SEP 2020 14:24:07

Highest Channel



Date: 15 SEP 2020 15:16:51



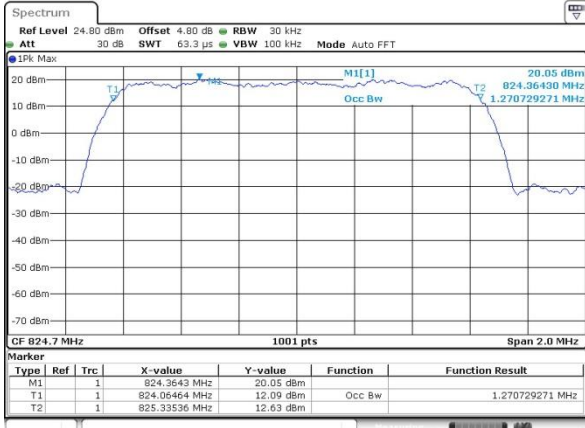
Occupied Bandwidth

Mode	CDMA BC0	CDMA BC1
Mod.	1xRTT	1xRTT
Lowest CH	1.2707	1.2727
Middle CH	1.2687	1.2707
Highest CH	1.2747	1.2727



CDMA BC0 (1xRTT)

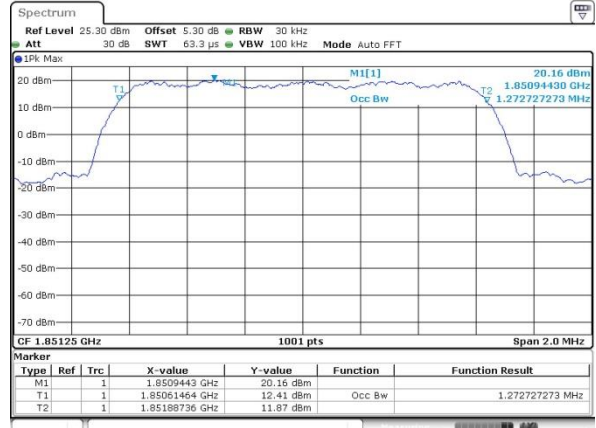
Lowest Channel



Date: 15 SEP 2020 14:25:48

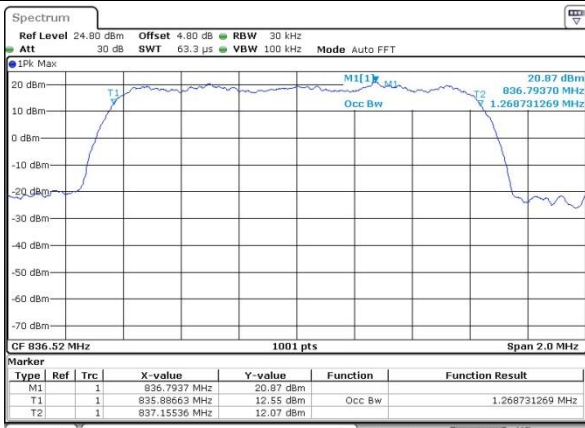
CDMA BC1(1xRTT)

Lowest Channel



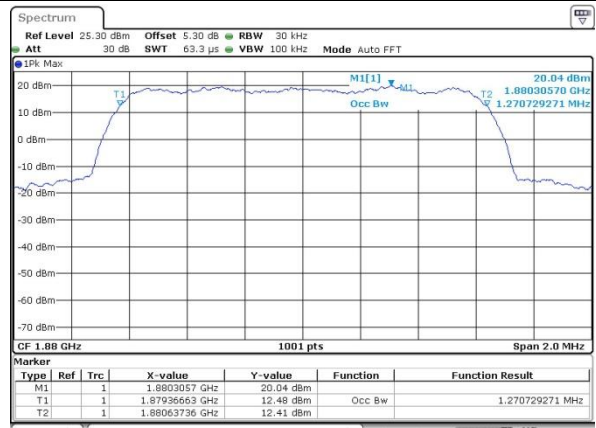
Date: 15 SEP 2020 15:17:34

Middle Channel



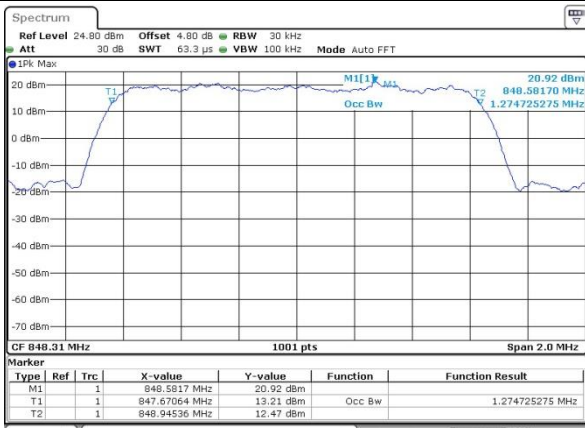
Date: 15 SEP 2020 14:28:23

Middle Channel



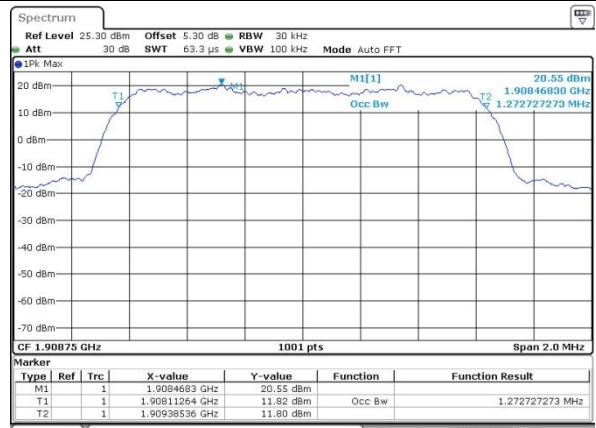
Date: 15 SEP 2020 15:18:17

Highest Channel



Date: 15 SEP 2020 14:28:58

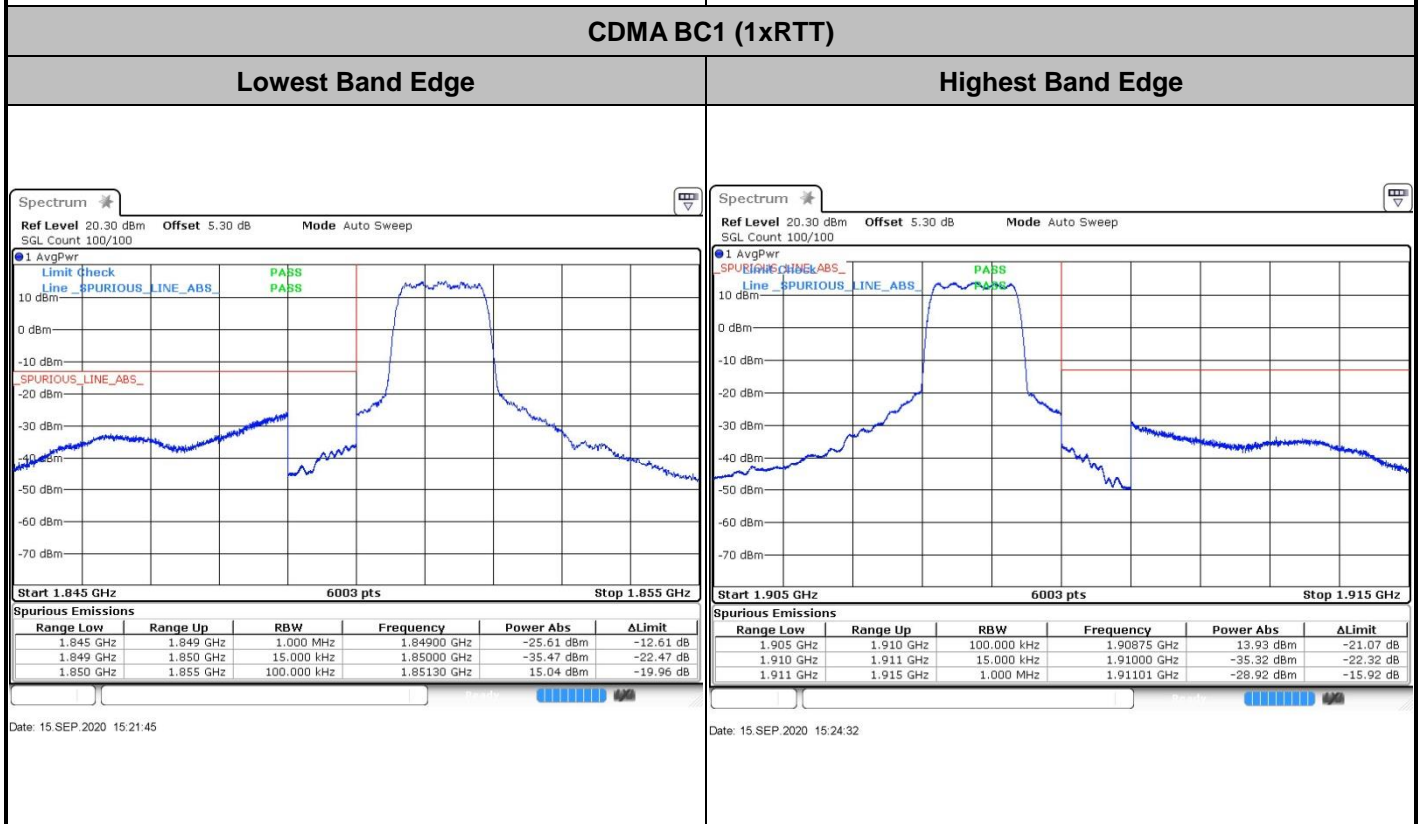
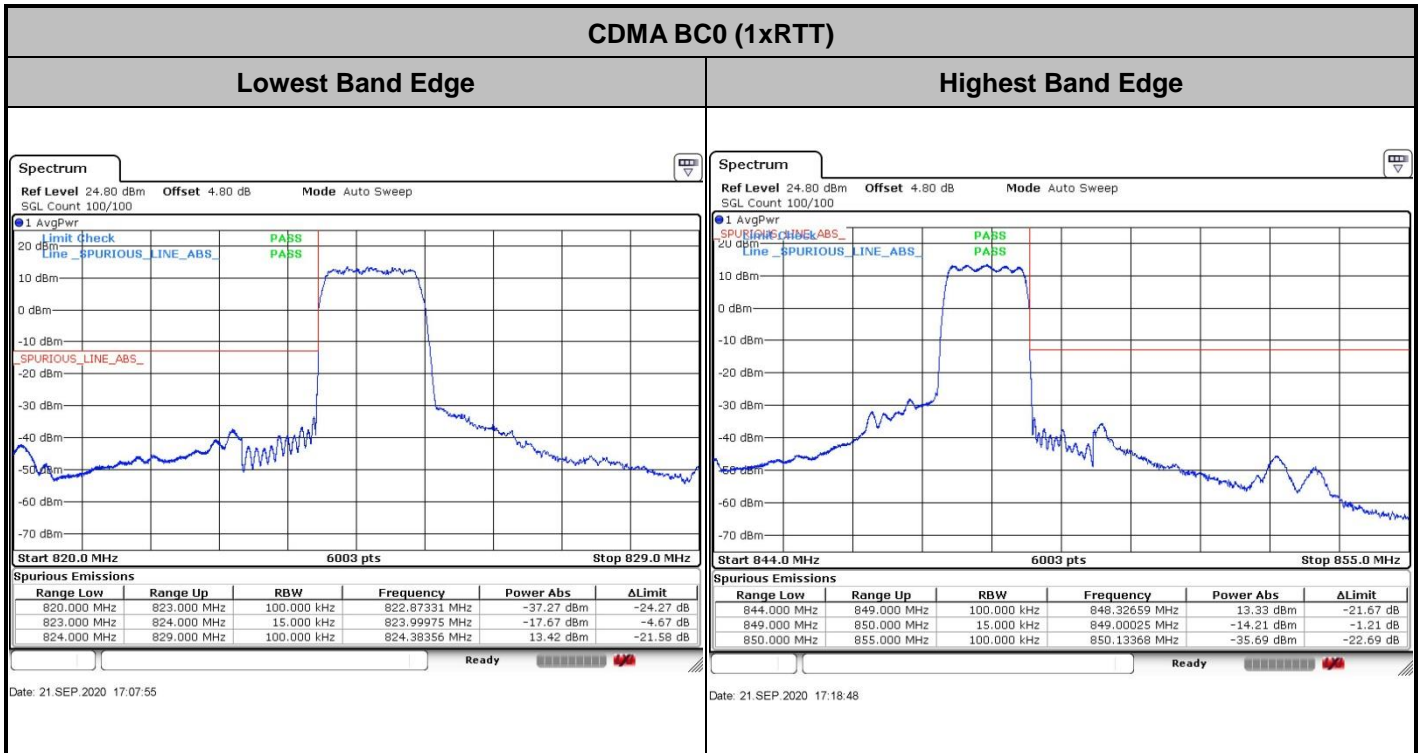
Highest Channel



Date: 15 SEP 2020 15:18:52

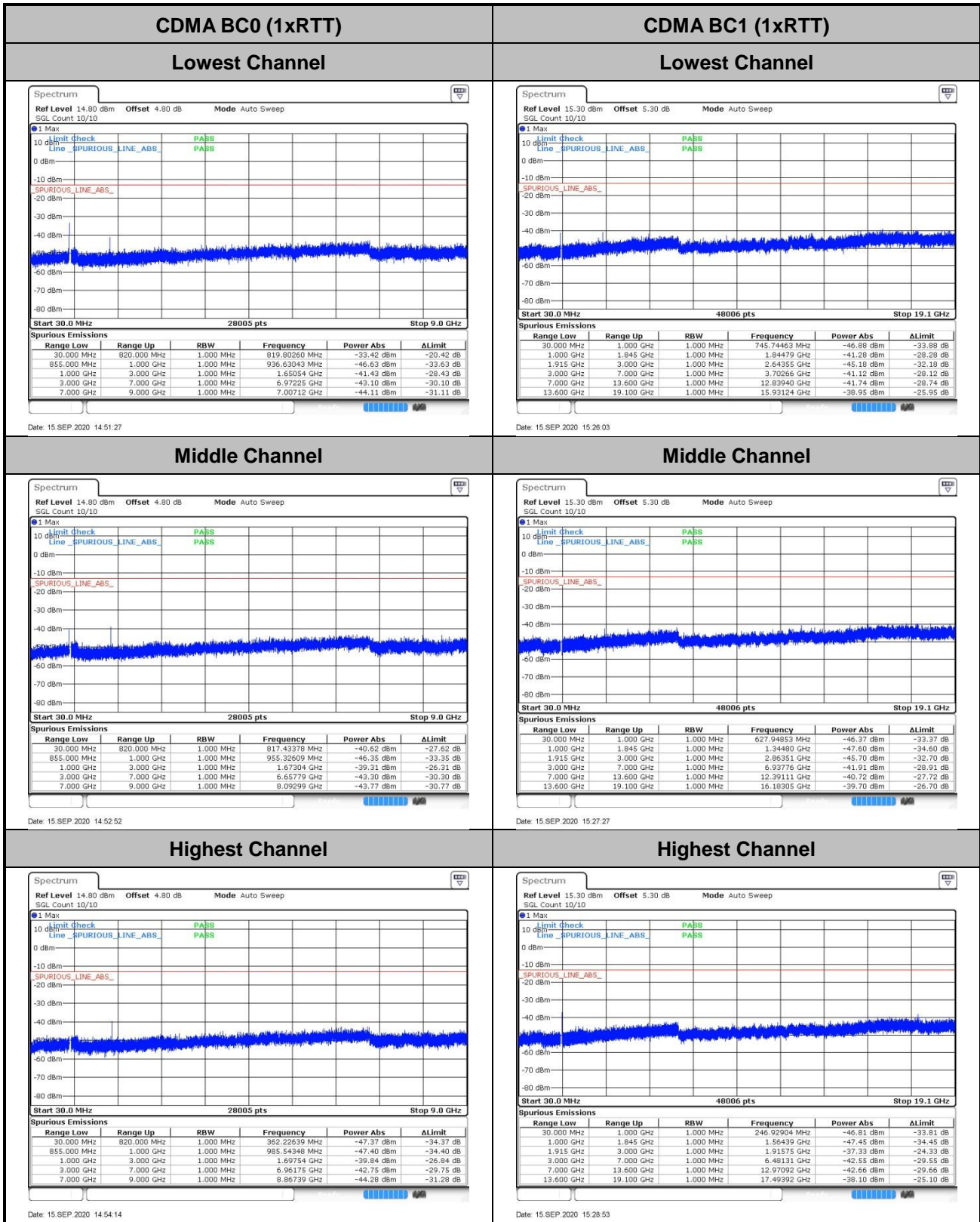


Conducted Band Edge





Conducted Spurious Emission





Frequency Stability

Test Conditions	Middle Channel	CDMA BC0 (1xRTT)	Limit
Temperature (°C)	Voltage (Volt)	Deviation (ppm)	2.5ppm Result
50	Normal Voltage	0.0144	PASS
40	Normal Voltage	0.0135	
30	Normal Voltage	0.0078	
20(Ref.)	Normal Voltage	0.0000	
10	Normal Voltage	0.0048	
0	Normal Voltage	0.0166	
-10	Normal Voltage	0.0037	
-20	Normal Voltage	0.0099	
-30	Normal Voltage	0.0073	
20	Maximum Voltage	0.0101	
20	Normal Voltage	0.0000	
20	Battery End Point	0.0100	

Test Conditions	Middle Channel	CDMA BC1 (1xRTT)	Limit
Temperature (°C)	Voltage (Volt)	Deviation (ppm)	Note 2. Result
50	Normal Voltage	0.0090	PASS
40	Normal Voltage	0.0044	
30	Normal Voltage	0.0101	
20(Ref.)	Normal Voltage	0.0000	
10	Normal Voltage	0.0028	
0	Normal Voltage	0.0032	
-10	Normal Voltage	0.0047	
-20	Normal Voltage	0.0001	
-30	Normal Voltage	0.0036	
20	Maximum Voltage	0.0073	
20	Normal Voltage	0.0000	
20	Battery End Point	0.0080	

Note:

1. Normal Voltage = 3.8V ; Battery End Point (BEP) = 3V. ; Maximum Voltage =4.4V
2. The frequency fundamental emissions stay within the authorized frequency block based on the frequency deviation measured is small.



Appendix B. Test Results of Radiated Test

Radiated Spurious Emission

GSM850 (GSM)								
Channel	Frequency (MHz)	ERP (dBm)	Limit (dBm)	Over Limit (dB)	S.G. Power (dBm)	TX Cable loss (dB)	TX Antenna Gain (dBi)	Polarization (H/V)
Lowest	1648	-61.70	-13	-48.70	-68.67	1.58	10.70	H
	2472	-50.99	-13	-37.99	-59.24	2.102	12.50	H
	3294	-63.82	-13	-50.82	-72.71	2.856	13.90	H
	1648	-62.63	-13	-49.63	-69.60	1.58	10.70	V
	2472	-53.21	-13	-40.21	-61.46	2.10	12.50	V
	3294	-63.48	-13	-50.48	-72.37	2.86	13.90	V
Middle	1672	-63.59	-13	-50.59	-70.56	1.58	10.70	H
	2510	-47.78	-13	-34.78	-56.03	2.102	12.50	H
	3348	-63.61	-13	-50.61	-72.50	2.856	13.90	H
	1672	-63.44	-13	-50.44	-70.41	1.58	10.70	V
	2510	-41.33	-13	-28.33	-49.58	2.10	12.50	V
	3348	-63.54	-13	-50.54	-72.43	2.86	13.90	V
Highest	1698	-61.77	-13	-48.77	-68.74	1.58	10.70	H
	2546	-50.50	-13	-37.50	-58.75	2.102	12.50	H
	3396	-63.81	-13	-50.81	-72.70	2.856	13.90	H
	1698	-61.82	-13	-48.82	-68.79	1.58	10.70	V
	2546	-43.80	-13	-30.80	-52.05	2.10	12.50	V
	3396	-63.98	-13	-50.98	-72.87	2.86	13.90	V

Remark: Spurious emissions within 30-1000MHz were found more than 20dB below limit line.



GSM850 (EDGE class 8)								
Channel	Frequency (MHz)	ERP (dBm)	Limit (dBm)	Over Limit (dB)	S.G. Power (dBm)	TX Cable loss (dB)	TX Antenna Gain (dBi)	Polarization (H/V)
Lowest	1648	-67.65	-13	-54.65	-74.62	1.58	10.70	H
	2472	-64.98	-13	-51.98	-73.23	2.102	12.50	H
	3294	-63.86	-13	-50.86	-72.75	2.856	13.90	H
	1648	-67.97	-13	-54.97	-74.94	1.58	10.70	V
	2472	-63.52	-13	-50.52	-71.77	2.10	12.50	V
	3294	-64.01	-13	-51.01	-72.90	2.86	13.90	V
Middle	1672	-60.02	-13	-47.02	-66.99	1.58	10.70	H
	2508	-48.32	-13	-35.32	-56.57	2.102	12.50	H
	3348	-63.74	-13	-50.74	-72.63	2.856	13.90	H
	1672	-65.34	-13	-52.34	-72.31	1.58	10.70	V
	2508	-43.28	-13	-30.28	-51.53	2.10	12.50	V
	3348	-64.33	-13	-51.33	-73.22	2.86	13.90	V
Highest	1698	-61.79	-13	-48.79	-68.76	1.58	10.70	H
	2546	-47.91	-13	-34.91	-56.16	2.102	12.50	H
	3396	-63.81	-13	-50.81	-72.70	2.856	13.90	H
	1698	-61.78	-13	-48.78	-68.75	1.58	10.70	V
	2546	-41.80	-13	-28.80	-50.05	2.10	12.50	V
	3396	-64.29	-13	-51.29	-73.18	2.86	13.90	V

Remark: Spurious emissions within 30-1000MHz were found more than 20dB below limit line.

WCDMA Band V(RMC 12.2Kbps)								
Channel	Frequency (MHz)	ERP (dBm)	Limit (dBm)	Over Limit (dB)	S.G. Power (dBm)	TX Cable loss (dB)	TX Antenna Gain (dBi)	Polarization (H/V)
Lowest	1652	-68.04	-13	-55.04	-75.01	1.58	10.70	H
	2480	-62.75	-13	-49.75	-71.00	2.102	12.50	H
	3306	-64.57	-13	-51.57	-73.46	2.856	13.90	H
	1652	-67.75	-13	-54.75	-74.72	1.58	10.70	V
	2480	-60.38	-13	-47.38	-68.63	2.10	12.50	V
	3306	-64.56	-13	-51.56	-73.45	2.86	13.90	V
Middle	1672	-67.93	-13	-54.93	-74.90	1.58	10.70	H
	2510	-61.74	-13	-48.74	-69.99	2.102	12.50	H
	3348	-64.44	-13	-51.44	-73.33	2.856	13.90	H
	1672	-67.69	-13	-54.69	-74.66	1.58	10.70	V
	2510	-61.17	-13	-48.17	-69.42	2.10	12.50	V
	3348	-64.44	-13	-51.44	-73.33	2.86	13.90	V
Highest	1694	-68.09	-13	-55.09	-75.06	1.58	10.70	H
	2540	-62.53	-13	-49.53	-70.78	2.102	12.50	H
	3384	-64.32	-13	-51.32	-73.21	2.856	13.90	H
	1694	-68.12	-13	-55.12	-75.09	1.58	10.70	V
	2540	-57.69	-13	-44.69	-65.94	2.10	12.50	V
	3384	-64.22	-13	-51.22	-73.11	2.86	13.90	V

Remark: Spurious emissions within 30-1000MHz were found more than 20dB below limit line.



GSM1900 (GSM)								
Channel	Frequency (MHz)	EIRP (dBm)	Limit (dBm)	Over Limit (dB)	S.G. Power (dBm)	TX Cable loss (dB)	TX Antenna Gain (dBi)	Polarization (H/V)
Lowest	3699	-60.78	-13	-47.78	-73.04	2.641	14.90	H
	5550	-55.57	-13	-42.57	-67.43	2.94	14.80	H
	7404	-52.12	-13	-39.12	-61.89	3.39	13.16	H
	3699	-61.13	-13	-48.13	-73.39	2.64	14.90	V
	5550	-56.80	-13	-43.80	-68.66	2.94	14.80	V
	7404	-51.73	-13	-38.73	-61.50	3.39	13.16	V
Middle	3759	-61.00	-13	-48.00	-73.26	2.641	14.90	H
	5640	-55.35	-13	-42.35	-67.21	2.94	14.80	H
	7524	-51.55	-13	-38.55	-61.32	3.39	13.16	H
	3759	-61.20	-13	-48.20	-73.46	2.64	14.90	V
	5640	-56.59	-13	-43.59	-68.45	2.94	14.80	V
	7524	-51.65	-13	-38.65	-61.42	3.39	13.16	V
Highest	3819	-60.89	-13	-47.89	-73.15	2.641	14.90	H
	5727	-56.87	-13	-43.87	-68.73	2.94	14.80	H
	7632	-51.53	-13	-38.53	-61.30	3.39	13.16	H
	3819	-60.79	-13	-47.79	-73.05	2.64	14.90	V
	5727	-57.07	-13	-44.07	-68.93	2.94	14.80	V
	7632	-50.97	-13	-37.97	-60.74	3.39	13.16	V

Remark: Spurious emissions within 30-1000MHz were found more than 20dB below limit line.

GSM1900 (EDGE class 8)								
Channel	Frequency (MHz)	EIRP (dBm)	Limit (dBm)	Over Limit (dB)	S.G. Power (dBm)	TX Cable loss (dB)	TX Antenna Gain (dBi)	Polarization (H/V)
Lowest	3699	-60.68	-13	-47.68	-72.94	2.641	14.90	H
	5550	-56.48	-13	-43.48	-68.34	2.94	14.80	H
	7404	-51.71	-13	-38.71	-61.48	3.39	13.16	H
	3699	-60.48	-13	-47.48	-72.74	2.64	14.90	V
	5550	-56.58	-13	-43.58	-68.44	2.94	14.80	V
	7404	-50.86	-13	-37.86	-60.63	3.39	13.16	V
Middle	3759	-60.77	-13	-47.77	-73.03	2.641	14.90	H
	5640	-56.65	-13	-43.65	-68.51	2.94	14.80	H
	7524	-51.48	-13	-38.48	-61.25	3.39	13.16	H
	3759	-60.92	-13	-47.92	-73.18	2.64	14.90	V
	5640	-56.67	-13	-43.67	-68.53	2.94	14.80	V
	7524	-51.12	-13	-38.12	-60.89	3.39	13.16	V
Highest	3819	-60.79	-13	-47.79	-73.05	2.64	14.90	H
	5730	-56.76	-13	-43.76	-68.62	2.94	14.80	H
	7640	-51.37	-13	-38.37	-61.14	3.39	13.16	H
	3819	-60.60	-13	-47.60	-72.86	2.64	14.90	V
	5730	-56.32	-13	-43.32	-68.18	2.94	14.80	V
	7640	-50.77	-13	-37.77	-60.54	3.39	13.16	V

Remark: Spurious emissions within 30-1000MHz were found more than 20dB below limit line.



WCDMA Band II(RMC 12.2Kbps)								
Channel	Frequency (MHz)	EIRP (dBm)	Limit (dBm)	Over Limit (dB)	S.G. Power (dBm)	TX Cable loss (dB)	TX Antenna Gain (dBi)	Polarization (H/V)
Lowest	3705	-60.96	-13	-47.96	-73.22	2.64	14.90	H
	5556	-56.91	-13	-43.91	-68.77	2.94	14.80	H
	7404	-51.87	-13	-38.87	-61.64	3.39	13.16	H
	3705	-60.71	-13	-47.71	-72.97	2.64	14.90	V
	5556	-56.79	-13	-43.79	-68.65	2.94	14.80	V
	7404	-51.39	-13	-38.39	-61.16	3.39	13.16	V
Middle	3759	-61.07	-13	-48.07	-73.33	2.64	14.90	H
	5640	-56.82	-13	-43.82	-68.68	2.94	14.80	H
	7524	-51.55	-13	-38.55	-61.32	3.39	13.16	H
	3759	-61.10	-13	-48.10	-73.36	2.64	14.90	V
	5640	-57.09	-13	-44.09	-68.95	2.94	14.80	V
	7524	-51.26	-13	-38.26	-61.03	3.39	13.16	V
Highest	3816	-60.96	-13	-47.96	-73.22	2.641	14.90	H
	5724	-56.63	-13	-43.63	-68.49	2.94	14.80	H
	7632	-51.07	-13	-38.07	-60.84	3.39	13.16	H
	3816	-61.02	-13	-48.02	-73.28	2.64	14.90	V
	5724	-56.88	-13	-43.88	-68.74	2.94	14.80	V
	7632	-50.92	-13	-37.92	-60.69	3.39	13.16	V

Remark: Spurious emissions within 30-1000MHz were found more than 20dB below limit line.

WCDMA Band IV(RMC 12.2Kbps)								
Channel	Frequency (MHz)	EIRP (dBm)	Limit (dBm)	Over Limit (dB)	S.G. Power (dBm)	TX Cable loss (dB)	TX Antenna Gain (dBi)	Polarization (H/V)
Lowest	3426	-61.67	-13	-48.67	-72.41	2.604	13.34	H
	5136	-57.34	-13	-44.34	-67.85	3.011	13.52	H
	6852	-53.56	-13	-40.56	-63.76	3.271	13.47	H
	3426	-61.65	-13	-48.65	-72.39	2.604	13.34	V
	5136	-57.43	-13	-44.43	-67.94	3.011	13.52	V
	6852	-53.26	-13	-40.26	-63.46	3.271	13.47	V
Middle	3465	-61.23	-13	-48.23	-71.97	2.604	13.34	H
	5199	-55.90	-13	-42.90	-66.41	3.011	13.52	H
	6936	-53.26	-13	-40.26	-63.46	3.271	13.47	H
	3465	-61.65	-13	-48.65	-72.39	2.604	13.34	V
	5199	-56.19	-13	-43.19	-66.70	3.011	13.52	V
	6936	-52.69	-13	-39.69	-62.89	3.271	13.47	V
Highest	3504	-61.56	-13	-48.56	-72.30	2.604	13.34	H
	5259	-57.07	-13	-44.07	-67.58	3.011	13.52	H
	7008	-53.51	-13	-40.51	-63.71	3.271	13.47	H
	3504	-61.78	-13	-48.78	-72.52	2.604	13.34	V
	5259	-57.49	-13	-44.49	-68.00	3.011	13.52	V
	7008	-52.98	-13	-39.98	-63.18	3.271	13.47	V

Remark: Spurious emissions within 30-1000MHz were found more than 20dB below limit line.



CDMA BC0(1xRTT)								
Channel	Frequency (MHz)	ERP (dBm)	Limit (dBm)	Over Limit (dB)	S.G. Power (dBm)	TX Cable loss (dB)	TX Antenna Gain (dBi)	Polarization (H/V)
Lowest	1650	-68.01	-13	-55.01	-74.98	1.58	10.70	H
	2474	-55.39	-13	-42.39	-63.64	2.102	12.50	H
	3300	-64.02	-13	-51.02	-72.91	2.856	13.90	H
	1650	-67.48	-13	-54.48	-74.45	1.58	10.70	V
	2474	-53.26	-13	-40.26	-61.51	2.10	12.50	V
	3300	-64.28	-13	-51.28	-73.17	2.86	13.90	V
Middle	1674	-66.10	-13	-53.10	-73.07	1.58	10.70	H
	2510	-55.97	-13	-42.97	-64.22	2.102	12.50	H
	3348	-64.11	-13	-51.11	-73.00	2.856	13.90	H
	1674	-66.81	-13	-53.81	-73.78	1.58	10.70	V
	2510	-51.24	-13	-38.24	-59.49	2.10	12.50	V
	3348	-64.09	-13	-51.09	-72.98	2.86	13.90	V
Highest	1696	-66.91	-13	-53.91	-73.88	1.58	10.70	H
	2544	-56.09	-13	-43.09	-64.34	2.102	12.50	H
	3396	-63.94	-13	-50.94	-72.83	2.856	13.90	H
	1696	-66.38	-13	-53.38	-73.35	1.58	10.70	V
	2544	-50.77	-13	-37.77	-59.02	2.10	12.50	V
	3396	-63.83	-13	-50.83	-72.72	2.86	13.90	V

Remark: Spurious emissions within 30-1000MHz were found more than 20dB below limit line.

CDMA BC1(1xRTT)								
Channel	Frequency (MHz)	EIRP (dBm)	Limit (dBm)	Over Limit (dB)	S.G. Power (dBm)	TX Cable loss (dB)	TX Antenna Gain (dBi)	Polarization (H/V)
Lowest	3702	-60.75	-13	-47.75	-73.01	2.641	14.90	H
	5553	-56.20	-13	-43.20	-68.06	2.94	14.80	H
	7404	-51.73	-13	-38.73	-61.50	3.39	13.16	H
	3702	-60.67	-13	-47.67	-72.93	2.64	14.90	V
	5553	-56.69	-13	-43.69	-68.55	2.94	14.80	V
	7404	-51.41	-13	-38.41	-61.18	3.39	13.16	V
Middle	3759	-61.02	-13	-48.02	-73.28	2.641	14.90	H
	5640	-57.00	-13	-44.00	-68.86	2.94	14.80	H
	7524	-51.46	-13	-38.46	-61.23	3.39	13.16	H
	3759	-60.90	-13	-47.90	-73.16	2.64	14.90	V
	5640	-56.90	-13	-43.90	-68.76	2.94	14.80	V
	7524	-50.85	-13	-37.85	-60.62	3.39	13.16	V
Highest	3819	-60.56	-13	-47.56	-72.82	2.641	14.90	H
	5727	-56.78	-13	-43.78	-68.64	2.94	14.80	H
	7632	-51.05	-13	-38.05	-60.82	3.39	13.16	H
	3819	-60.88	-13	-47.88	-73.14	2.64	14.90	V
	5727	-57.13	-13	-44.13	-68.99	2.94	14.80	V
	7632	-50.76	-13	-37.76	-60.53	3.39	13.16	V

Remark: Spurious emissions within 30-1000MHz were found more than 20dB below limit line.