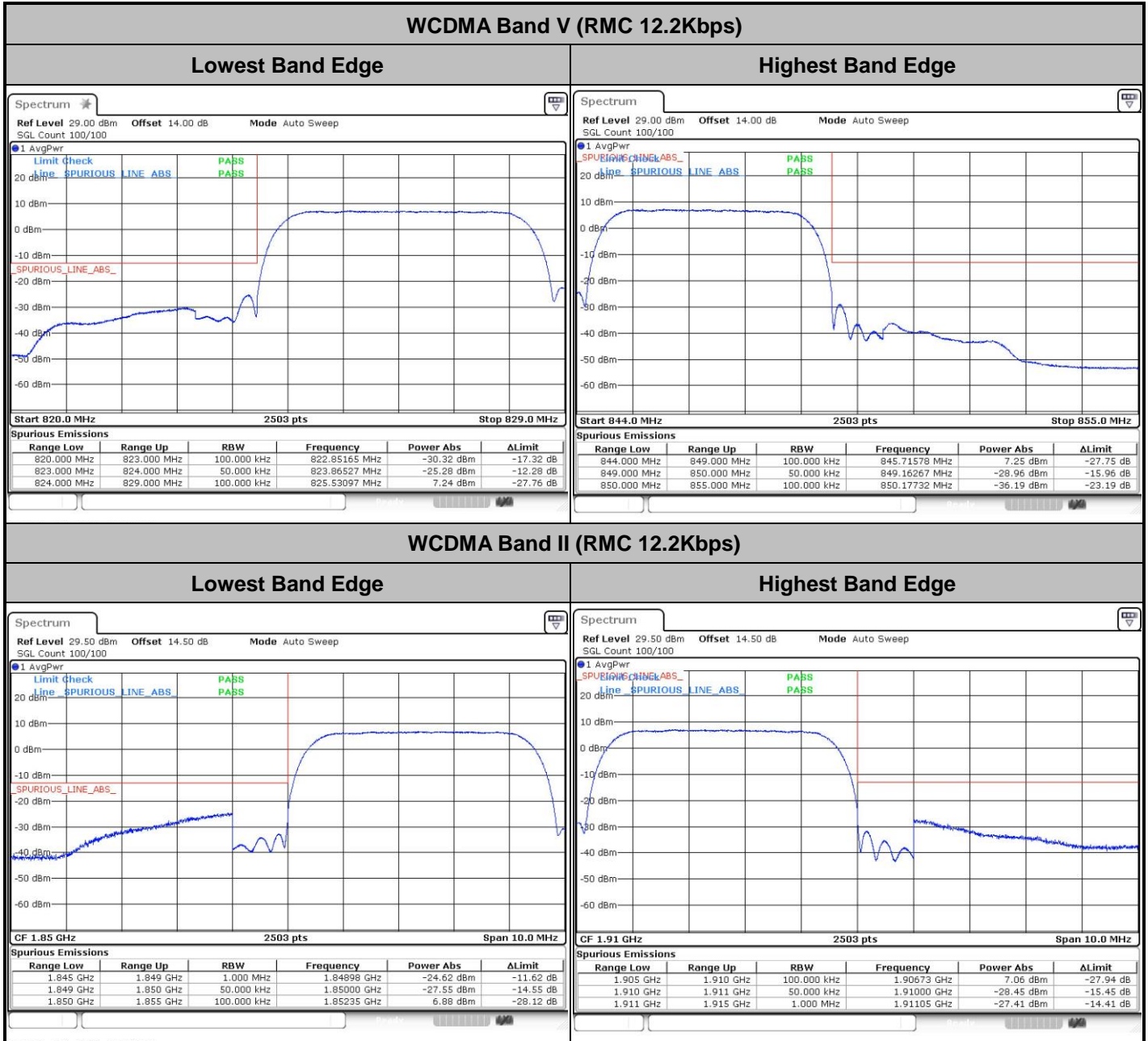
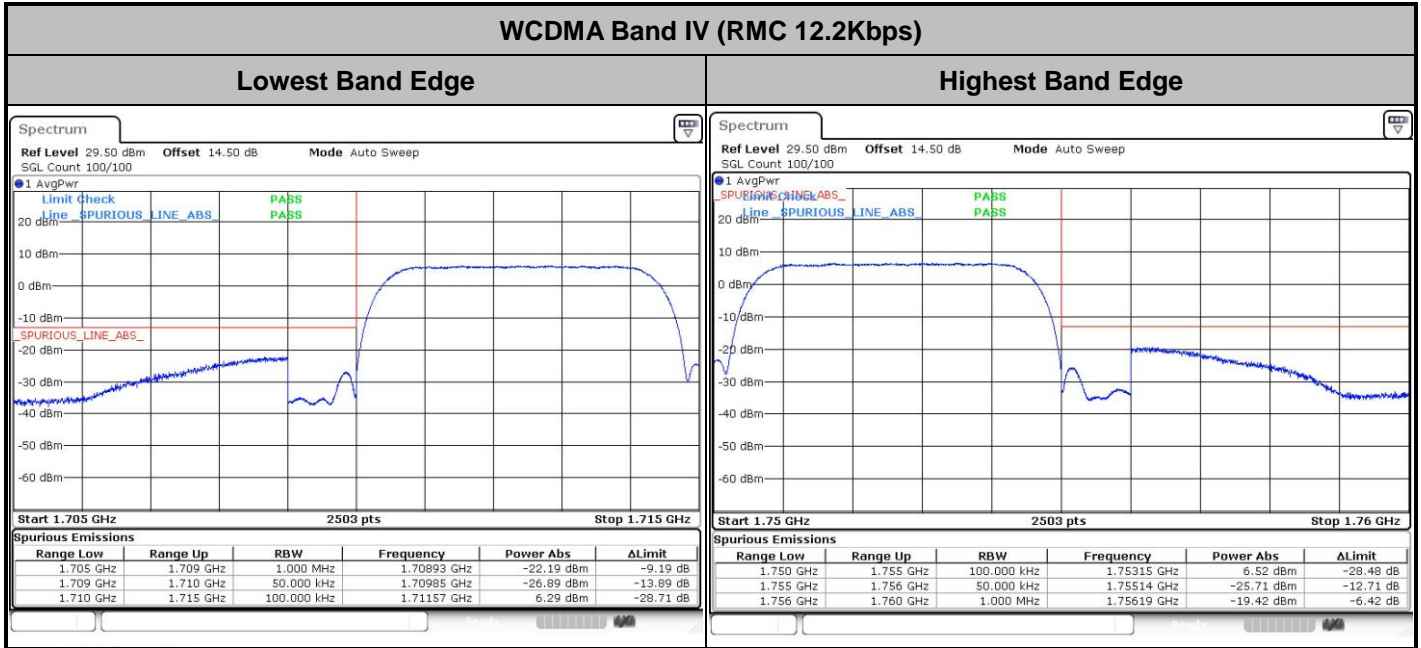




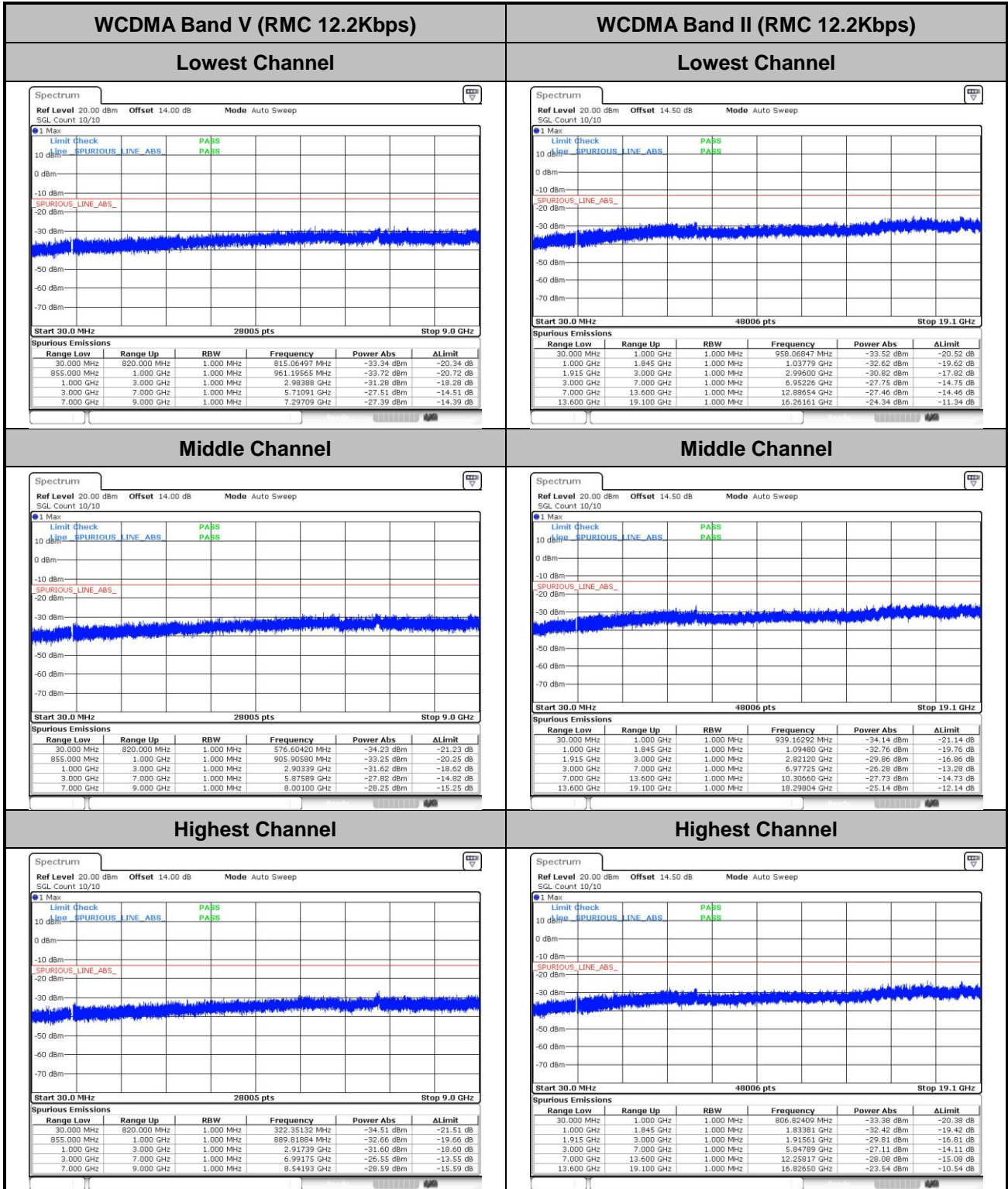
Conducted Band Edge







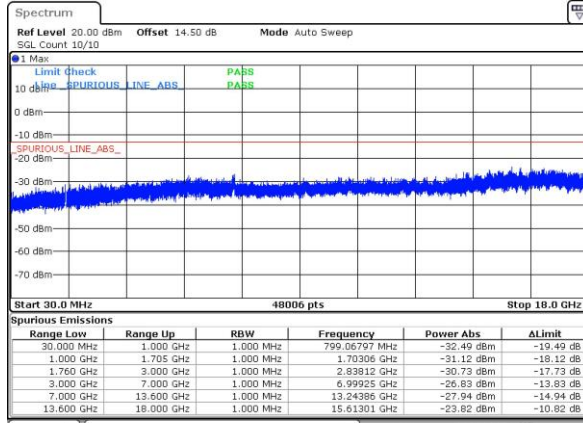
Conducted Spurious Emission



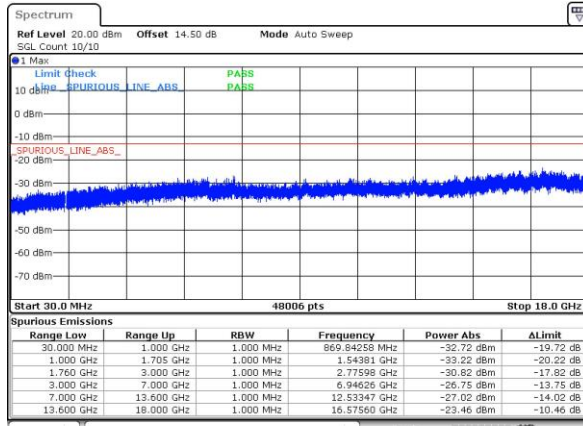


WCDMA Band IV (RMC 12.2Kbps)

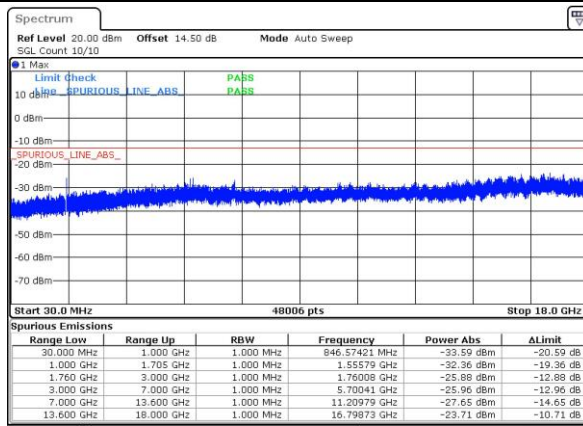
Lowest Channel



Middle Channel



Highest Channel





Frequency Stability

Test Conditions	Middle Channel	WCDMA Band V (RMC 12.2KbpsRMC 12.2Kbps)	Limit 2.5ppm
Temperature (°C)	Voltage (Volt)	Deviation (ppm)	Result
50	Normal Voltage	0.0007	PASS
40	Normal Voltage	0.0010	
30	Normal Voltage	0.0006	
20(Ref.)	Normal Voltage	0.0000	
10	Normal Voltage	0.0001	
0	Normal Voltage	0.0004	
-10	Normal Voltage	0.0000	
-20	Normal Voltage	0.0001	
-30	Normal Voltage	0.0008	
20	Maximum Voltage	0.0004	
20	Normal Voltage	0.0000	
20	Battery End Point	0.0006	

Test Conditions	Middle Channel	WCDMA Band II (RMC 12.2Kbps)	Limit Note 2.
Temperature (°C)	Voltage (Volt)	Deviation (ppm)	Result
50	Normal Voltage	0.0002	PASS
40	Normal Voltage	0.0006	
30	Normal Voltage	0.0004	
20(Ref.)	Normal Voltage	0.0000	
10	Normal Voltage	0.0001	
0	Normal Voltage	0.0005	
-10	Normal Voltage	0.0007	
-20	Normal Voltage	0.0001	
-30	Normal Voltage	0.0002	
20	Maximum Voltage	0.0004	
20	Normal Voltage	0.0000	
20	Battery End Point	0.0003	

Note:

1. Normal Voltage = 3.8V. ; Battery End Point (BEP) = 3.6 V. ; Maximum Voltage =4.2 V
2. The frequency fundamental emissions stay within the authorized frequency block based on the frequency deviation measured is small.



Test Conditions	Middle Channel	WCDMA Band IV (RMC 12.2Kbps)	Limit Note 2.
Temperature (°C)	Voltage (Volt)	Deviation (ppm)	Result
50	Normal Voltage	0.0002	PASS
40	Normal Voltage	0.0003	
30	Normal Voltage	0.0001	
20(Ref.)	Normal Voltage	0.0000	
10	Normal Voltage	0.0001	
0	Normal Voltage	0.0001	
-10	Normal Voltage	0.0002	
-20	Normal Voltage	0.0002	
-30	Normal Voltage	0.0002	
20	Maximum Voltage	0.0001	
20	Normal Voltage	0.0000	
20	Battery End Point	0.0004	

Note:

1. Normal Voltage = 3.8V. ; Battery End Point (BEP) = 3.6 V. ; Maximum Voltage =4.2 V
2. The frequency fundamental emissions stay within the authorized frequency block based on the frequency deviation measured is small.



A3. CDMA

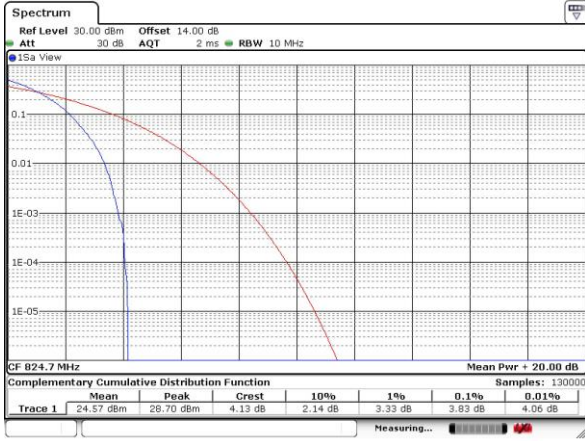
Peak-to-Average Ratio

Mode	CDMA BC0(dB)	CDMA BC1(dB)	Limit: 13dB
Mod.	1xRTT	1xRTT	Result
Lowest CH	3.83	3.01	PASS
Middle CH	3.07	2.93	
Highest CH	2.72	2.67	



CDMA BC0 (1xRTT)

Lowest Channel



Date: 31.AUG.2020 11:15:44

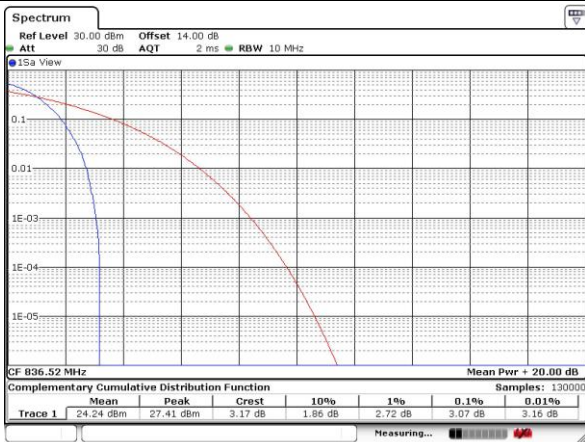
CDMA BC1 (1xRTT)

Lowest Channel



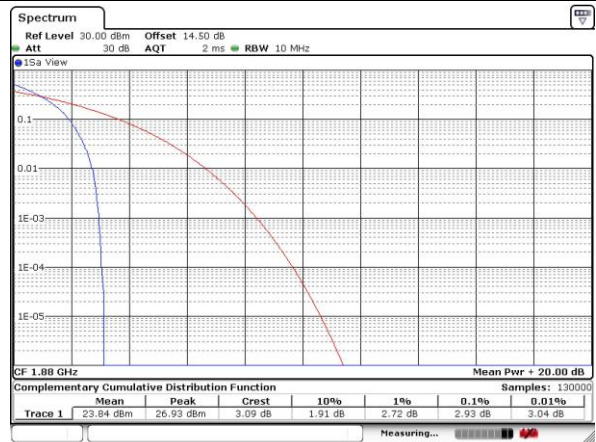
Date: 1.SEP.2020 14:08:10

Middle Channel



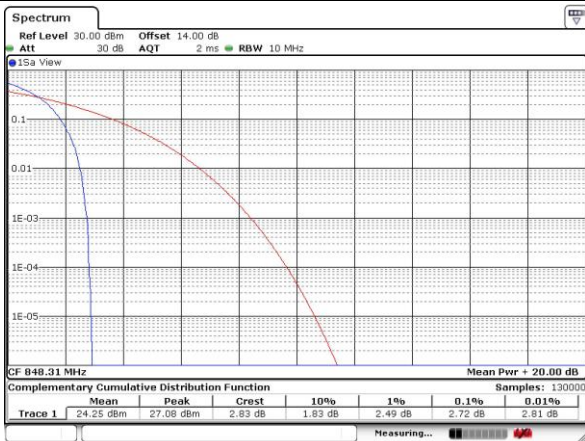
Date: 31.AUG.2020 11:15:55

Middle Channel



Date: 1.SEP.2020 14:08:21

Highest Channel



Date: 31.AUG.2020 11:16:32

Highest Channel



Date: 1.SEP.2020 14:08:34



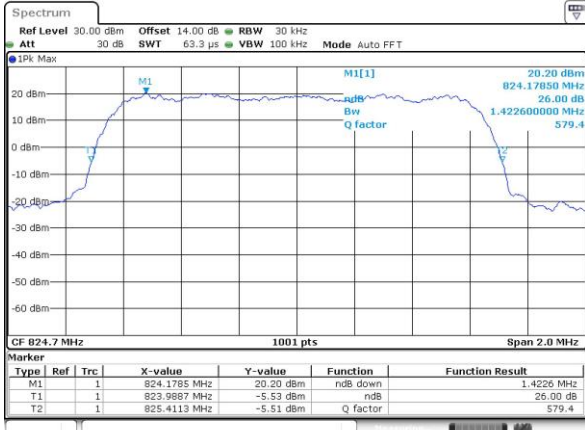
26dB Bandwidth

Mode	CDMA BC0(MHz)	CDMA BC1(MHz)
Mod.	1xRTT	1xRTT
Lowest CH	1.423	1.433
Middle CH	1.433	1.473
Highest CH	1.445	1.447



CDMA BC0 (1xRTT)

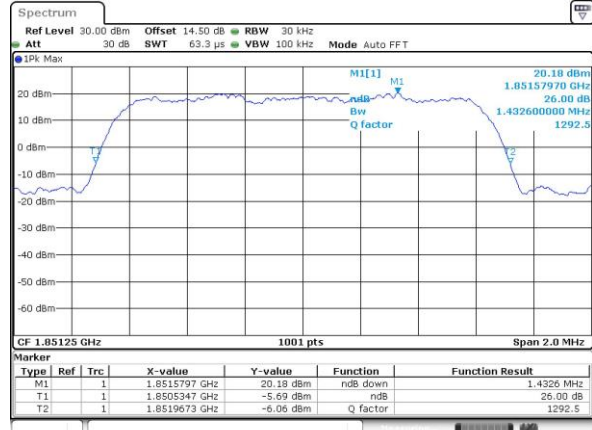
Lowest Channel



Date: 31.AUG.2020 11:12:43

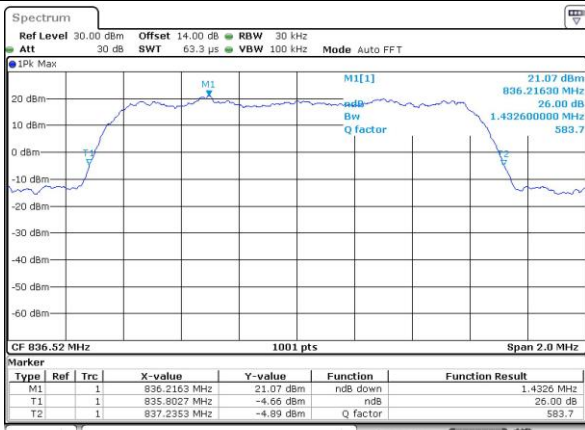
CDMA BC1 (1xRTT)

Lowest Channel



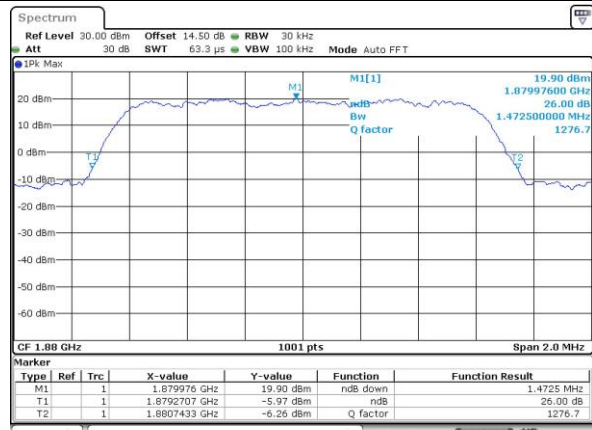
Date: 1.SEP.2020 14:06:04

Middle Channel



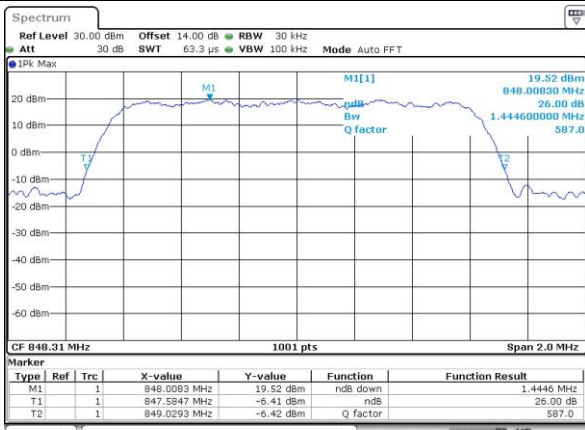
Date: 31.AUG.2020 11:13:09

Middle Channel



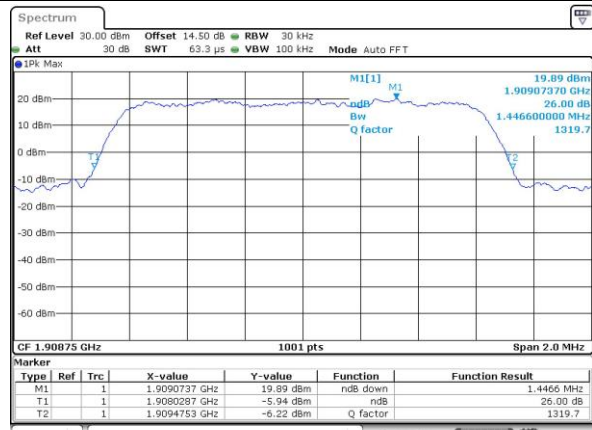
Date: 1.SEP.2020 14:06:25

Highest Channel



Date: 31.AUG.2020 11:13:34

Highest Channel



Date: 1.SEP.2020 14:06:45



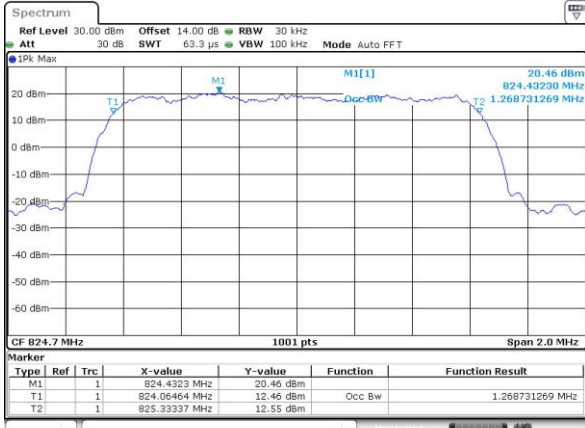
Occupied Bandwidth

Mode	CDMA BC0(MHz)	CDMA BC1(MHz)
Mod.	1xRTT	1xRTT
Lowest CH	1.269	1.275
Middle CH	1.275	1.279
Highest CH	1.275	1.275



CDMA BC0 (1xRTT)

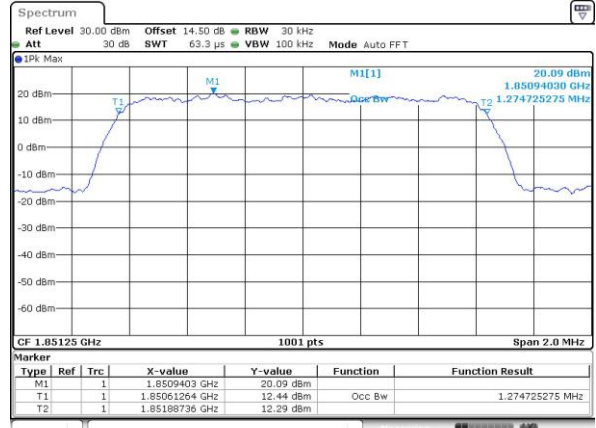
Lowest Channel



Date: 31.AUG.2020 11:14:17

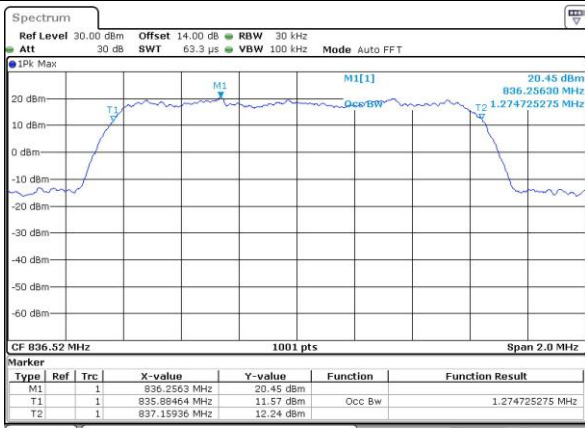
CDMA BC1 (1xRTT)

Lowest Channel



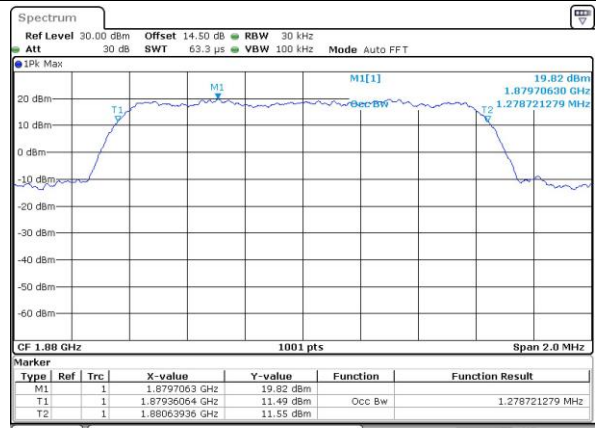
Date: 1.SEP.2020 14:07:13

Middle Channel



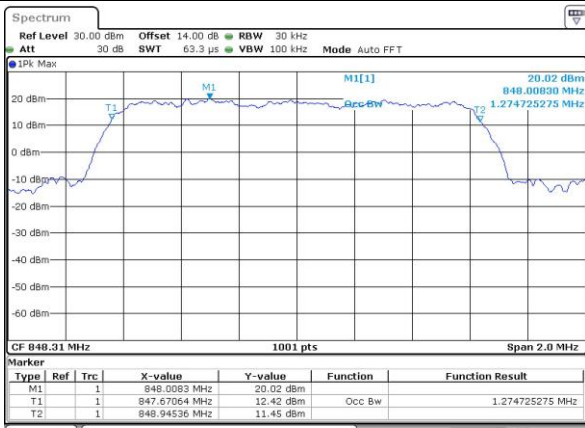
Date: 31.AUG.2020 11:14:19

Middle Channel



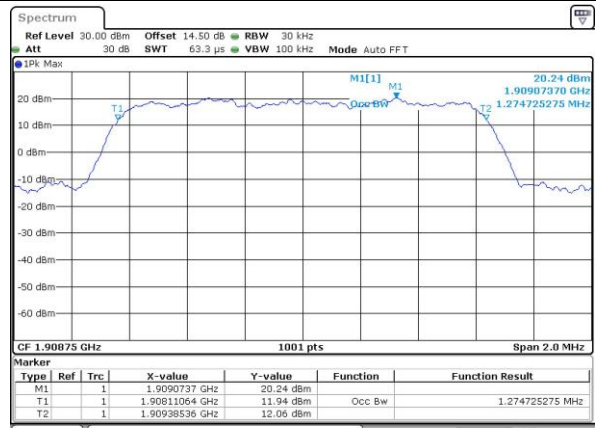
Date: 1.SEP.2020 14:07:35

Highest Channel



Date: 31.AUG.2020 11:15:02

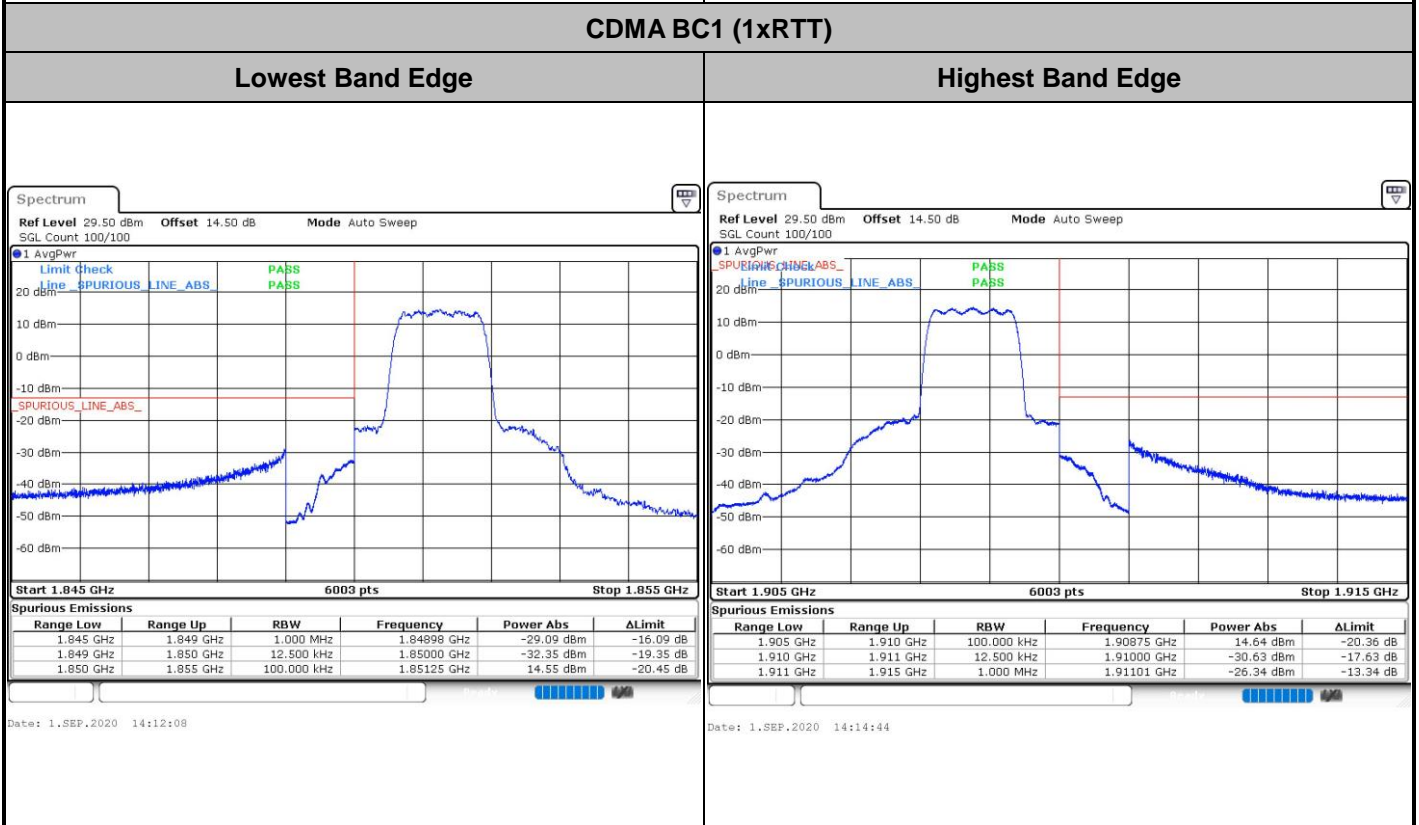
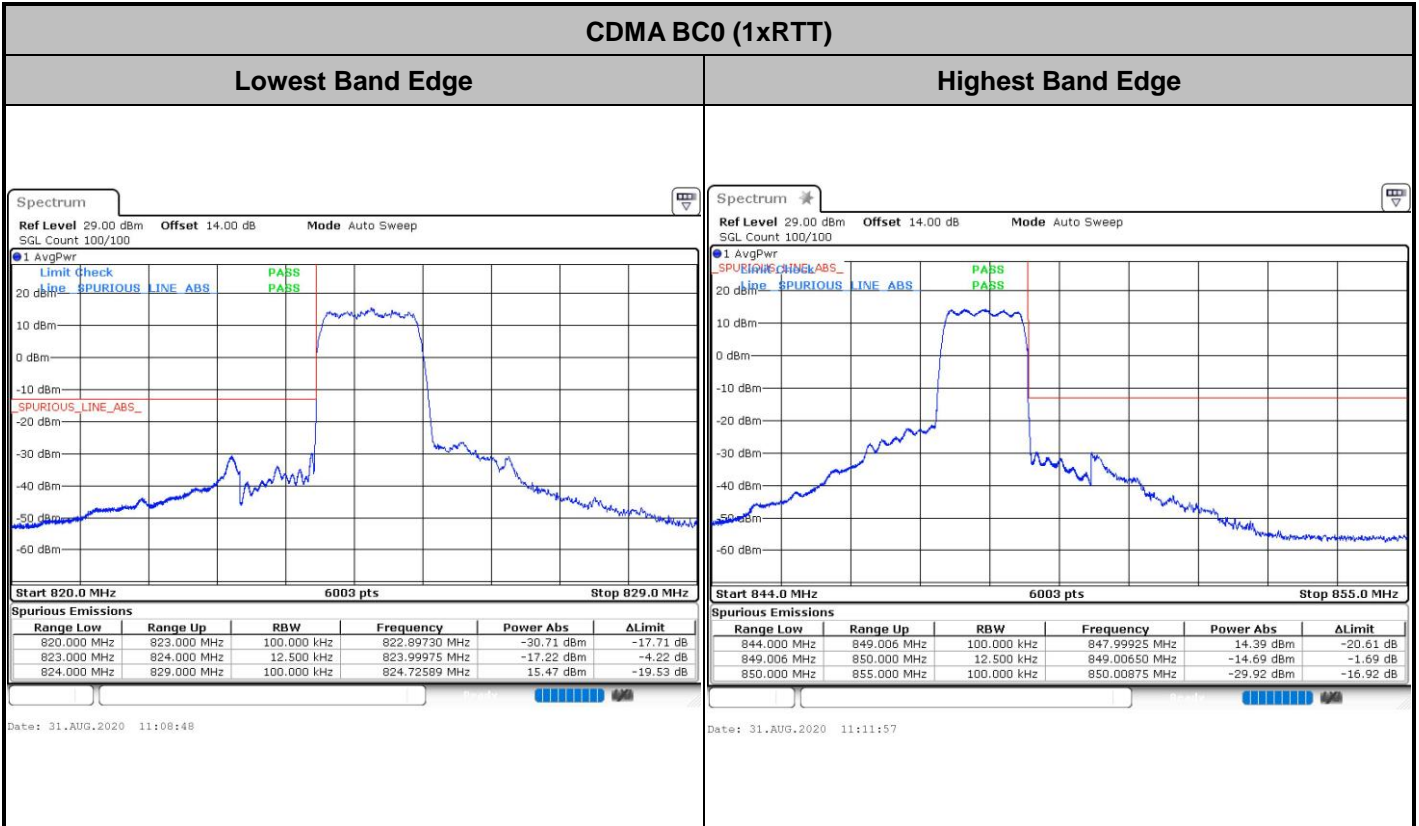
Highest Channel



Date: 1.SEP.2020 14:07:55

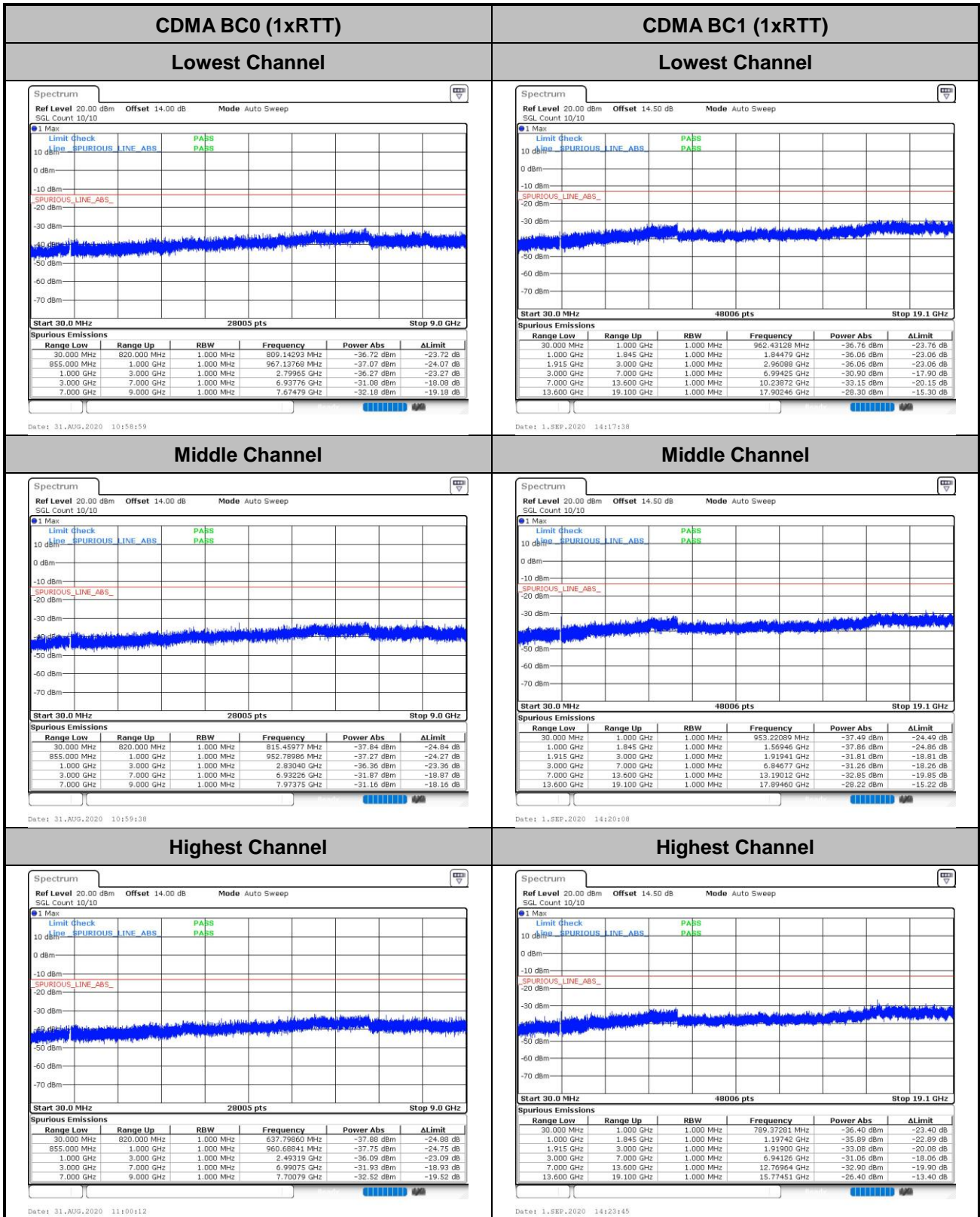


Conducted Band Edge





Conducted Spurious Emission





Frequency Stability

Test Conditions	Middle Channel	CDMA BC0 (1xRTT)	Limit 2.5ppm
Temperature (°C)	Voltage (Volt)	Deviation (ppm)	Result
50	Normal Voltage	0.0001	PASS
40	Normal Voltage	0.0006	
30	Normal Voltage	0.0010	
20(Ref.)	Normal Voltage	0.0000	
10	Normal Voltage	0.0008	
0	Normal Voltage	0.0012	
-10	Normal Voltage	0.0006	
-20	Normal Voltage	0.0010	
-30	Normal Voltage	0.0005	
20	Maximum Voltage	0.0006	
20	Normal Voltage	0.0000	
20	Battery End Point	0.0005	

Test Conditions	Middle Channel	CDMA BC1 (1xRTT)	Limit Note 2.
Temperature (°C)	Voltage (Volt)	Deviation (ppm)	Result
50	Normal Voltage	0.0006	PASS
40	Normal Voltage	0.0015	
30	Normal Voltage	0.0007	
20(Ref.)	Normal Voltage	0.0000	
10	Normal Voltage	0.0002	
0	Normal Voltage	0.0004	
-10	Normal Voltage	0.0001	
-20	Normal Voltage	0.0005	
-30	Normal Voltage	0.0003	
20	Maximum Voltage	0.0001	
20	Normal Voltage	0.0000	
20	Battery End Point	0.0003	

Note:

1. Normal Voltage = 3.8V. ; Battery End Point (BEP) = 3.6 V. ; Maximum Voltage =4.2 V
2. The frequency fundamental emissions stay within the authorized frequency block based on the frequency deviation measured is small.



Appendix B. Test Results of Radiated Test

Radiated Spurious Emission

GSM850 (GSM)								
Channel	Frequency (MHz)	ERP (dBm)	Limit (dBm)	Over Limit (dB)	S.G. Power (dBm)	TX Cable loss (dB)	TX Antenna Gain (dBi)	Polarization (H/V)
Lowest	1648	-65.86	-13	-52.86	-72.83	1.58	10.70	H
	2472	-54.85	-13	-41.85	-63.10	2.102	12.50	H
	3296	-63.58	-13	-50.58	-72.47	2.856	13.90	H
	1648	-64.90	-13	-51.90	-71.87	1.58	10.70	V
	2472	-55.27	-13	-42.27	-63.52	2.10	12.50	V
	3296	-63.67	-13	-50.67	-72.56	2.86	13.90	V
Middle	1672	-61.58	-13	-48.58	-68.55	1.58	10.70	H
	2510	-53.34	-13	-40.34	-61.59	2.102	12.50	H
	3348	-63.38	-13	-50.38	-72.27	2.856	13.90	H
	1672	-62.25	-13	-49.25	-69.22	1.58	10.70	V
	2510	-57.00	-13	-44.00	-65.25	2.10	12.50	V
	3348	-63.17	-13	-50.17	-72.06	2.86	13.90	V
Highest	1698	-58.51	-13	-45.51	-65.48	1.58	10.70	H
	2546	-53.85	-13	-40.85	-62.10	2.102	12.50	H
	3396	-63.13	-13	-50.13	-72.02	2.856	13.90	H
	1698	-55.71	-13	-42.71	-62.68	1.58	10.70	V
	2546	-59.03	-13	-46.03	-67.28	2.10	12.50	V
	3396	-63.13	-13	-50.13	-72.02	2.86	13.90	V

Remark: Spurious emissions within 30-1000MHz were found more than 20dB below limit line.



GSM850 (EDGE class 8)								
Channel	Frequency (MHz)	ERP (dBm)	Limit (dBm)	Over Limit (dB)	S.G. Power (dBm)	TX Cable loss (dB)	TX Antenna Gain (dBi)	Polarization (H/V)
Lowest	1648	-64.17	-13	-51.17	-71.14	1.58	10.70	H
	2472	-55.43	-13	-42.43	-63.68	2.102	12.50	H
	3296	-63.47	-13	-50.47	-72.36	2.856	13.90	H
	1648	-60.41	-13	-47.41	-67.38	1.58	10.70	V
	2472	-54.72	-13	-41.72	-62.97	2.10	12.50	V
	3296	-63.86	-13	-50.86	-72.75	2.86	13.90	V
Middle	1672	-64.89	-13	-51.89	-71.86	1.58	10.70	H
	2510	-54.78	-13	-41.78	-63.03	2.102	12.50	H
	3348	-62.93	-13	-49.93	-71.82	2.856	13.90	H
	1672	-61.55	-13	-48.55	-68.52	1.58	10.70	V
	2510	-53.23	-13	-40.23	-61.48	2.10	12.50	V
	3348	-63.17	-13	-50.17	-72.06	2.86	13.90	V
Highest	1698	-56.01	-13	-43.01	-62.98	1.58	10.70	H
	2546	-58.06	-13	-45.06	-66.31	2.102	12.50	H
	3396	-63.07	-13	-50.07	-71.96	2.856	13.90	H
	1698	-54.27	-13	-41.27	-61.24	1.58	10.70	V
	2546	-60.75	-13	-47.75	-69.00	2.10	12.50	V
	3396	-63.27	-13	-50.27	-72.16	2.86	13.90	V

Remark: Spurious emissions within 30-1000MHz were found more than 20dB below limit line.



WCDMA Band V(RMC 12.2Kbps)								
Channel	Frequency (MHz)	ERP (dBm)	Limit (dBm)	Over Limit (dB)	S.G. Power (dBm)	TX Cable loss (dB)	TX Antenna Gain (dBi)	Polarization (H/V)
Lowest	1652	-67.74	-13	-54.74	-74.71	1.58	10.70	H
	2480	-64.81	-13	-51.81	-73.06	2.102	12.50	H
	3306	-63.45	-13	-50.45	-72.34	2.856	13.90	H
	1652	-67.38	-13	-54.38	-74.35	1.58	10.70	V
	2478	-63.64	-13	-50.64	-71.89	2.10	12.50	V
	3306	-63.01	-13	-50.01	-71.90	2.86	13.90	V
Middle	1672	-64.89	-13	-51.89	-71.86	1.58	10.70	H
	2510	-54.78	-13	-41.78	-63.03	2.102	12.50	H
	3348	-62.93	-13	-49.93	-71.82	2.856	13.90	H
	1672	-61.55	-13	-48.55	-68.52	1.58	10.70	V
	2510	-53.23	-13	-40.23	-61.48	2.10	12.50	V
	3348	-63.17	-13	-50.17	-72.06	2.86	13.90	V
Highest	1652	-68.21	-13	-55.21	-75.18	1.58	10.70	H
	2480	-65.45	-13	-52.45	-73.70	2.102	12.50	H
	3306	-63.56	-13	-50.56	-72.45	2.856	13.90	H
	1652	-67.18	-13	-54.18	-74.15	1.58	10.70	V
	2480	-65.04	-13	-52.04	-73.29	2.10	12.50	V
	3306	-63.47	-13	-50.47	-72.36	2.86	13.90	V

Remark: Spurious emissions within 30-1000MHz were found more than 20dB below limit line.



GSM1900 (GSM)								
Channel	Frequency (MHz)	ERP (dBm)	Limit (dBm)	Over Limit (dB)	S.G. Power (dBm)	TX Cable loss (dB)	TX Antenna Gain (dBi)	Polarization (H/V)
Lowest	3699	-59.33	-13	-46.33	-71.59	2.64	14.90	H
	5550	-54.85	-13	-41.85	-66.71	2.94	14.80	H
	7404	-50.56	-13	-37.56	-60.33	3.39	13.16	H
	3699	-59.66	-13	-46.66	-71.92	2.64	14.90	V
	5550	-54.99	-13	-41.99	-66.85	2.94	14.80	V
	7404	-50.22	-13	-37.22	-59.99	3.39	13.16	V
Middle	3759	-59.70	-13	-46.70	-71.96	2.64	14.90	H
	5640	-55.54	-13	-42.54	-67.40	2.94	14.80	H
	7524	-50.19	-13	-37.19	-59.96	3.39	13.16	H
	3759	-59.65	-13	-46.65	-71.91	2.64	14.90	V
	5640	-54.87	-13	-41.87	-66.73	2.94	14.80	V
	7524	-49.83	-13	-36.83	-59.60	3.39	13.16	V
Highest	3819	-59.56	-13	-46.56	-71.82	2.64	14.90	H
	5730	-55.22	-13	-42.22	-67.08	2.94	14.80	H
	7644	-49.66	-13	-36.66	-59.43	3.39	13.16	H
	3819	-59.73	-13	-46.73	-71.99	2.64	14.90	V
	5730	-55.40	-13	-42.40	-67.26	2.94	14.80	V
	7644	-49.54	-13	-36.54	-59.31	3.39	13.16	V

Remark: Spurious emissions within 30-1000MHz were found more than 20dB below limit line.



GSM1900 (EDGE class 8)								
Channel	Frequency (MHz)	ERP (dBm)	Limit (dBm)	Over Limit (dB)	S.G. Power (dBm)	TX Cable loss (dB)	TX Antenna Gain (dBi)	Polarization (H/V)
Lowest	3699	-59.89	-13	-46.89	-72.15	2.64	14.90	H
	5550	-55.28	-13	-42.28	-67.14	2.94	14.80	H
	7404	-50.67	-13	-37.67	-60.44	3.39	13.16	H
	3699	-59.86	-13	-46.86	-72.12	2.64	14.90	V
	5550	-54.87	-13	-41.87	-66.73	2.94	14.80	V
	7404	-50.60	-13	-37.60	-60.37	3.39	13.16	V
Middle	3759	-59.96	-13	-46.96	-72.22	2.64	14.90	H
	5640	-55.56	-13	-42.56	-67.42	2.94	14.80	H
	7524	-50.18	-13	-37.18	-59.95	3.39	13.16	H
	3759	-59.85	-13	-46.85	-72.11	2.64	14.90	V
	5640	-55.49	-13	-42.49	-67.35	2.94	14.80	V
	7524	-50.08	-13	-37.08	-59.85	3.39	13.16	V
Highest	3819	-59.75	-13	-46.75	-72.01	2.64	14.90	H
	5730	-55.38	-13	-42.38	-67.24	2.94	14.80	H
	7644	-50.19	-13	-37.19	-59.96	3.39	13.16	H
	3819	-59.72	-13	-46.72	-71.98	2.64	14.90	V
	5730	-55.14	-13	-42.14	-67.00	2.94	14.80	V
	7644	-49.77	-13	-36.77	-59.54	3.39	13.16	V

Remark: Spurious emissions within 30-1000MHz were found more than 20dB below limit line.



WCDMA Band II(RMC 12.2Kbps)								
Channel	Frequency (MHz)	ERP (dBm)	Limit (dBm)	Over Limit (dB)	S.G. Power (dBm)	TX Cable loss (dB)	TX Antenna Gain (dBi)	Polarization (H/V)
Lowest	3705	-59.52	-13	-46.52	-71.78	2.64	14.90	H
	5556	-55.35	-13	-42.35	-67.21	2.94	14.80	H
	7404	-50.79	-13	-37.79	-60.56	3.39	13.16	H
	3705	-59.88	-13	-46.88	-72.14	2.64	14.90	V
	5556	-55.55	-13	-42.55	-67.41	2.94	14.80	V
	7404	-50.40	-13	-37.40	-60.17	3.39	13.16	V
Middle	3759	-60.00	-13	-47.00	-72.26	2.64	14.90	H
	5640	-55.18	-13	-42.18	-67.04	2.94	14.80	H
	7524	-50.25	-13	-37.25	-60.02	3.39	13.16	H
	3759	-59.95	-13	-46.95	-72.21	2.64	14.90	V
	5640	-55.36	-13	-42.36	-67.22	2.94	14.80	V
	7524	-50.10	-13	-37.10	-59.87	3.39	13.16	V
Highest	3816	-59.71	-13	-46.71	-71.97	2.64	14.90	H
	5724	-55.20	-13	-42.20	-67.06	2.94	14.80	H
	7632	-50.42	-13	-37.42	-60.19	3.39	13.16	H
	3816	-59.96	-13	-46.96	-72.22	2.64	14.90	V
	5724	-55.53	-13	-42.53	-67.39	2.94	14.80	V
	7632	-50.10	-13	-37.10	-59.87	3.39	13.16	V

Remark: Spurious emissions within 30-1000MHz were found more than 20dB below limit line.



WCDMA Band IV(RMC 12.2Kbps)								
Channel	Frequency (MHz)	ERP (dBm)	Limit (dBm)	Over Limit (dB)	S.G. Power (dBm)	TX Cable loss (dB)	TX Antenna Gain (dBi)	Polarization (H/V)
Lowest	3426	-60.48	-13	-47.48	-71.22	2.604	13.34	H
	5137	-55.88	-13	-42.88	-66.39	3.011	13.52	H
	6849	-51.65	-13	-38.65	-61.85	3.271	13.47	H
	3426	-60.64	-13	-47.64	-71.38	2.604	13.34	V
	5137	-55.77	-13	-42.77	-66.28	3.011	13.52	V
	6849	-51.70	-13	-38.70	-61.90	3.271	13.47	V
Middle	3465	-60.14	-13	-47.14	-70.88	2.604	13.34	H
	5197.8	-54.69	-13	-41.69	-65.20	3.011	13.52	H
	6930	-51.58	-13	-38.58	-61.78	3.271	13.47	H
	3465	-60.34	-13	-47.34	-71.08	2.604	13.34	V
	5197.8	-54.30	-13	-41.30	-64.81	3.011	13.52	V
	6930	-51.46	-13	-38.46	-61.66	3.271	13.47	V
Highest	3504	-60.34	-13	-47.34	-71.08	2.604	13.34	H
	5257	-55.43	-13	-42.43	-65.94	3.011	13.52	H
	7010	-51.61	-13	-38.61	-61.81	3.271	13.47	H
	3504	-60.43	-13	-47.43	-71.17	2.604	13.34	V
	5256	-55.59	-13	-42.59	-66.10	3.011	13.52	V
	7010	-50.97	-13	-37.97	-61.17	3.271	13.47	V

Remark: Spurious emissions within 30-1000MHz were found more than 20dB below limit line.



CDMA BC0(1xRTT)								
Channel	Frequency (MHz)	ERP (dBm)	Limit (dBm)	Over Limit (dB)	S.G. Power (dBm)	TX Cable loss (dB)	TX Antenna Gain (dBi)	Polarization (H/V)
Lowest	1650	-66.70	-13	-53.70	-73.67	1.58	10.70	H
	2474	-65.11	-13	-52.11	-73.36	2.102	12.50	H
	3300	-62.67	-13	-49.67	-71.56	2.856	13.90	H
	1650	-66.59	-13	-53.59	-73.56	1.58	10.70	V
	2474	-64.52	-13	-51.52	-72.77	2.10	12.50	V
	3300	-62.69	-13	-49.69	-71.58	2.86	13.90	V
Middle	1674	-66.75	-13	-53.75	-73.72	1.58	10.70	H
	2510	-64.31	-13	-51.31	-72.56	2.102	12.50	H
	3348	-62.32	-13	-49.32	-71.21	2.856	13.90	H
	1674	-66.53	-13	-53.53	-73.50	1.58	10.70	V
	2510	-64.15	-13	-51.15	-72.40	2.10	12.50	V
	3348	-62.71	-13	-49.71	-71.60	2.86	13.90	V
Highest	1696	-67.46	-13	-54.46	-74.43	1.58	10.70	H
	2544	-64.87	-13	-51.87	-73.12	2.102	12.50	H
	3396	-62.68	-13	-49.68	-71.57	2.856	13.90	H
	1696	-67.25	-13	-54.25	-74.22	1.58	10.70	V
	2544	-64.64	-13	-51.64	-72.89	2.10	12.50	V
	3396	-62.71	-13	-49.71	-71.60	2.86	13.90	V

Remark: Spurious emissions within 30-1000MHz were found more than 20dB below limit line.



CDMA BC1(1xRTT)								
Channel	Frequency (MHz)	ERP (dBm)	Limit (dBm)	Over Limit (dB)	S.G. Power (dBm)	TX Cable loss (dB)	TX Antenna Gain (dBi)	Polarization (H/V)
Lowest	3702	-59.52	-13	-46.52	-71.78	2.64	14.90	H
	5553	-54.97	-13	-41.97	-66.83	2.94	14.80	H
	7404	-50.04	-13	-37.04	-59.81	3.39	13.16	H
	3702	-59.51	-13	-46.51	-71.77	2.64	14.90	V
	5553	-55.22	-13	-42.22	-67.08	2.94	14.80	V
	7404	-49.85	-13	-36.85	-59.62	3.39	13.16	V
Middle	3759	-59.72	-13	-46.72	-71.98	2.64	14.90	H
	5640	-55.09	-13	-42.09	-66.95	2.94	14.80	H
	7524	-49.64	-13	-36.64	-59.41	3.39	13.16	H
	3759	-59.64	-13	-46.64	-71.90	2.64	14.90	V
	5640	-55.09	-13	-42.09	-66.95	2.94	14.80	V
	7524	-49.37	-13	-36.37	-59.14	3.39	13.16	V
Highest	3819	-59.50	-13	-46.50	-71.76	2.64	14.90	H
	5727	-55.29	-13	-42.29	-67.15	2.94	14.80	H
	7632	-49.22	-13	-36.22	-58.99	3.39	13.16	H
	3819	-59.58	-13	-46.58	-71.84	2.64	14.90	V
	5727	-55.25	-13	-42.25	-67.11	2.94	14.80	V
	7632	-49.11	-13	-36.11	-58.88	3.39	13.16	V

Remark: Spurious emissions within 30-1000MHz were found more than 20dB below limit line.