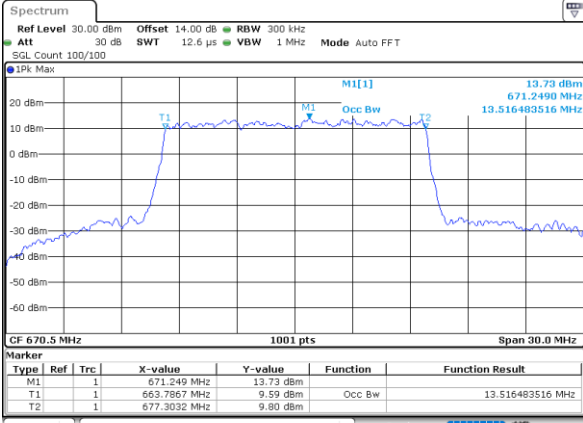




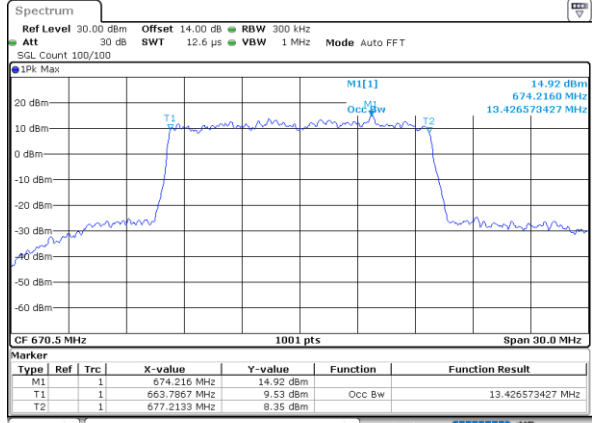
LTE Band 71

Lowest Channel / 15MHz / QPSK



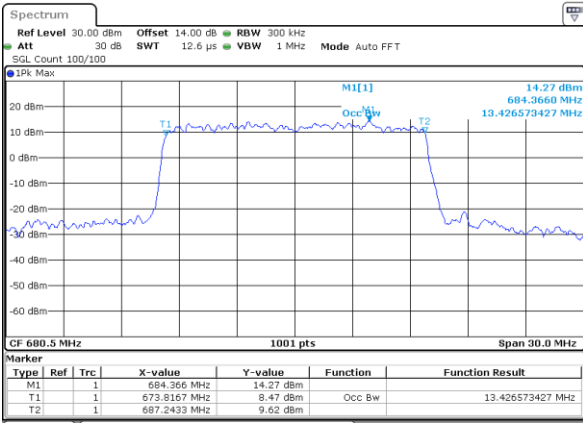
Date: 6,SEP,2020 18:43:31

Lowest Channel / 15MHz / 16QAM



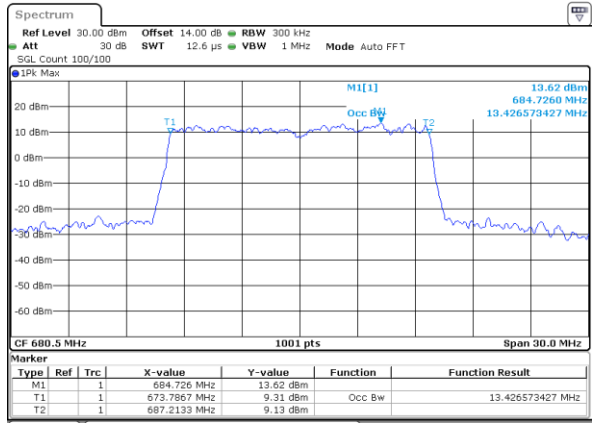
Date: 6,SEP,2020 18:43:45

Middle Channel / 15MHz / QPSK



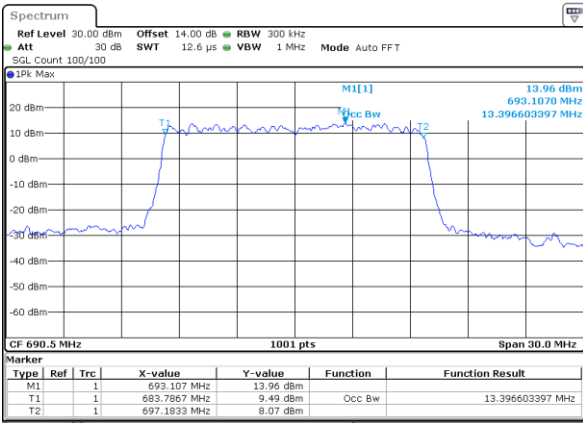
Date: 6,SEP,2020 18:46:13

Middle Channel / 15MHz / 16QAM



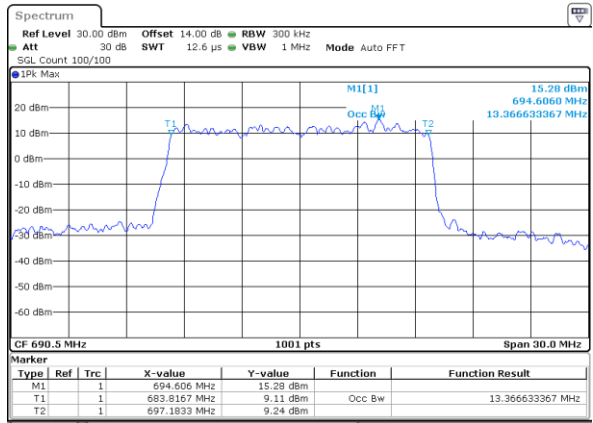
Date: 6,SEP,2020 18:45:59

Highest Channel / 15MHz / QPSK



Date: 6,SEP,2020 18:47:48

Highest Channel / 15MHz / 16QAM

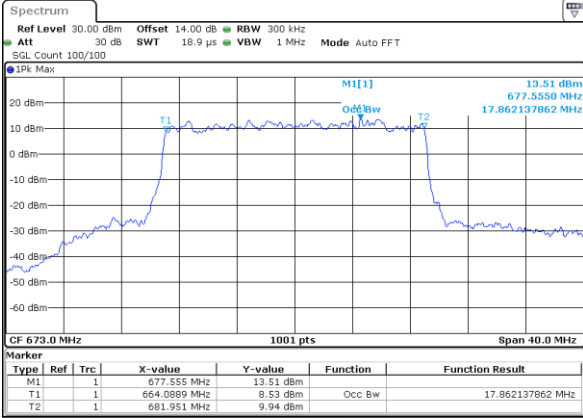


Date: 6,SEP,2020 18:48:06



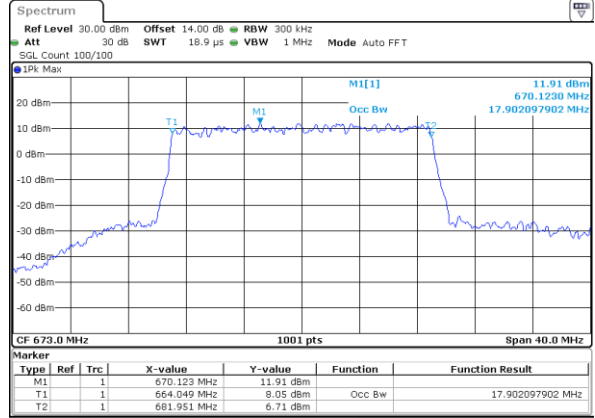
LTE Band 71

Lowest Channel / 20MHz / QPSK



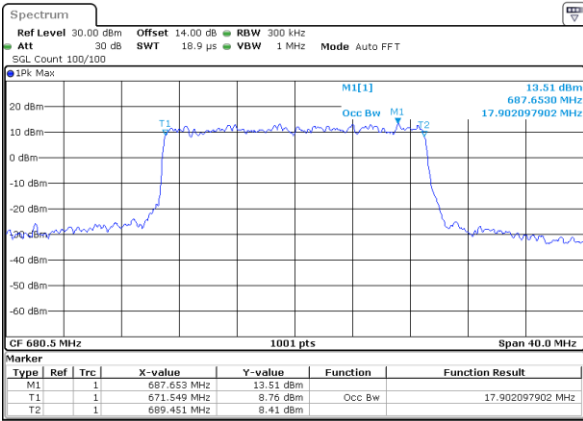
Date: 6,SEP,2020 18:41:55

Lowest Channel / 20MHz / 16QAM



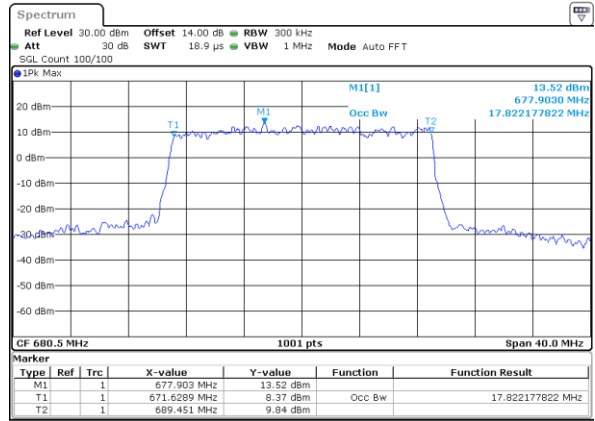
Date: 6,SEP,2020 18:41:21

Middle Channel / 20MHz / QPSK



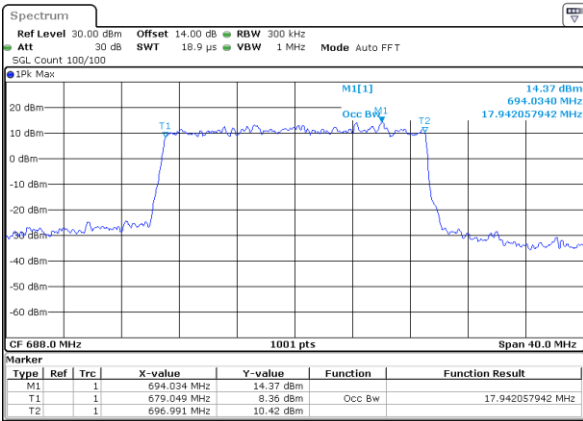
Date: 6,SEP,2020 18:36:49

Middle Channel / 20MHz / 16QAM



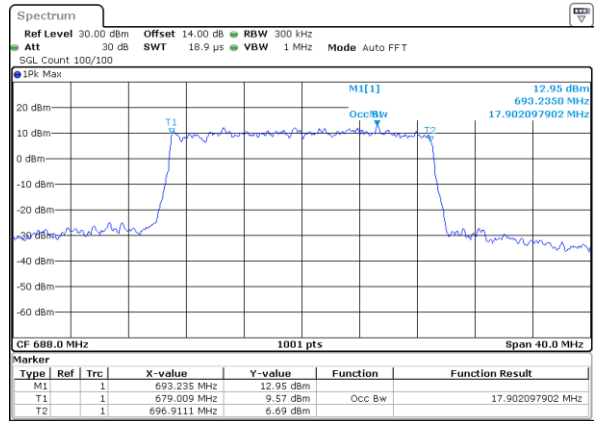
Date: 6,SEP,2020 18:36:26

Highest Channel / 20MHz / QPSK



Date: 6,SEP,2020 18:31:19

Highest Channel / 20MHz / 16QAM

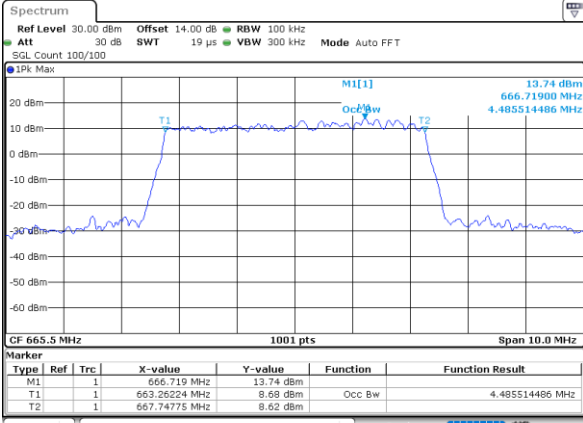


Date: 6,SEP,2020 18:32:23



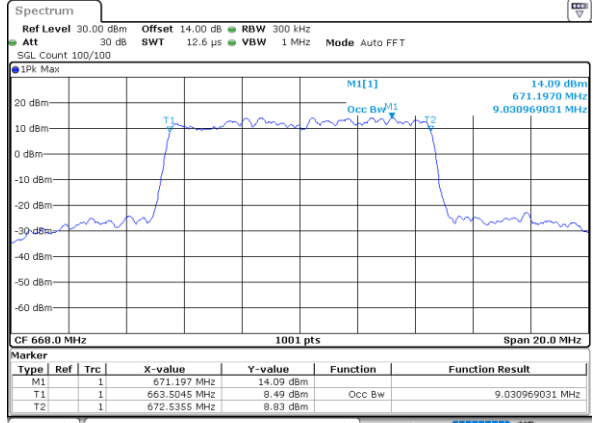
LTE Band 71

Lowest Channel / 5MHz / 64QAM



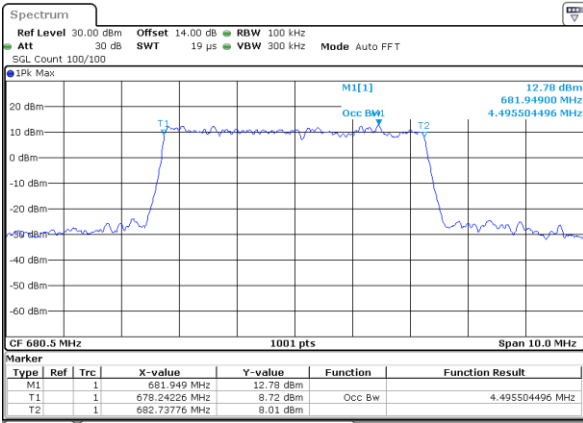
Date: 6,SEP,2020 16:11:49

Lowest Channel / 10MHz / 64QAM



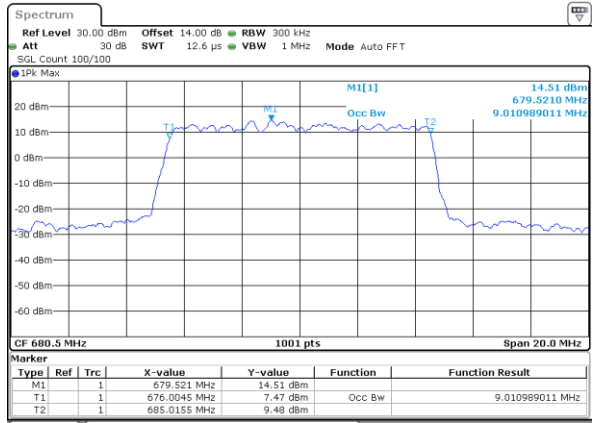
Date: 6,SEP,2020 18:54:58

Middle Channel / 5MHz / 64QAM



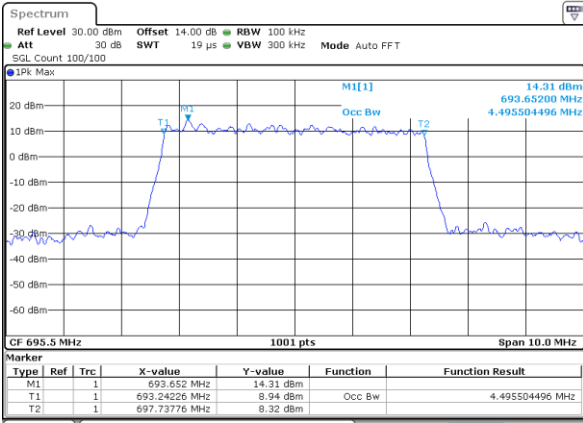
Date: 6,SEP,2020 16:42:08

Middle Channel / 10MHz / 64QAM



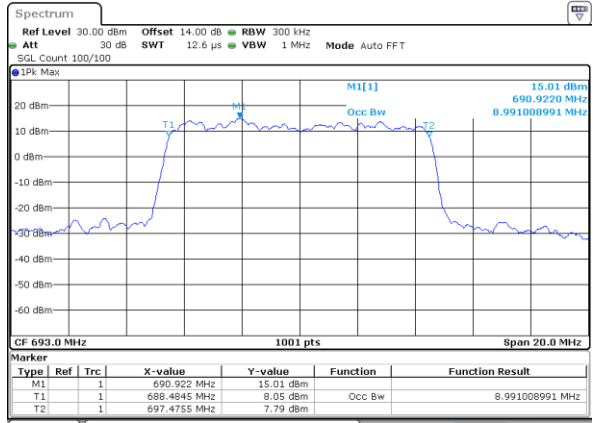
Date: 6,SEP,2020 18:55:19

Highest Channel / 5MHz / 64QAM



Date: 6,SEP,2020 16:49:00

Highest Channel / 10MHz / 64QAM

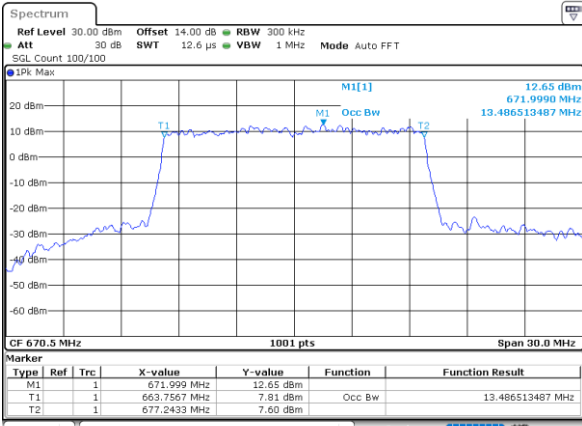


Date: 6,SEP,2020 18:57:07



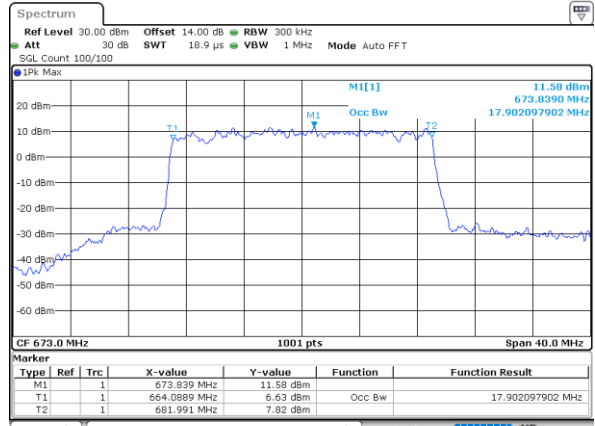
LTE Band 71

Lowest Channel / 15MHz / 64QAM



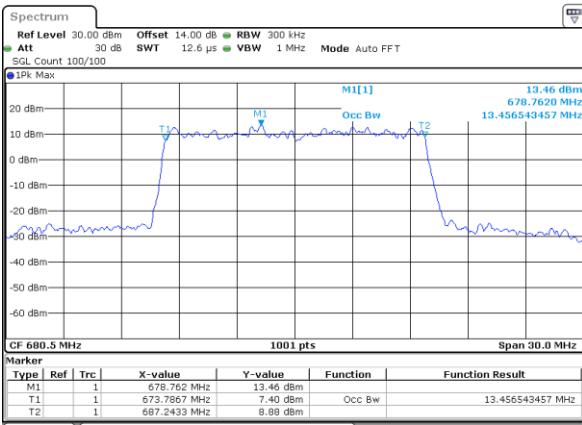
Date: 6,SEP,2020 19:57:44

Lowest Channel / 20MHz / 64QAM



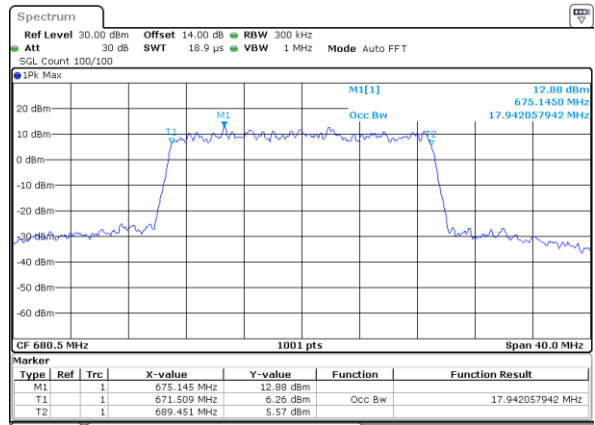
Date: 6,SEP,2020 18:40:52

Middle Channel / 15MHz / 64QAM



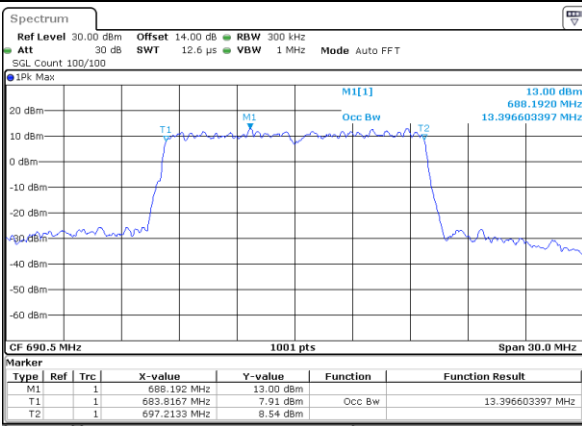
Date: 6,SEP,2020 18:44:52

Middle Channel / 20MHz / 64QAM



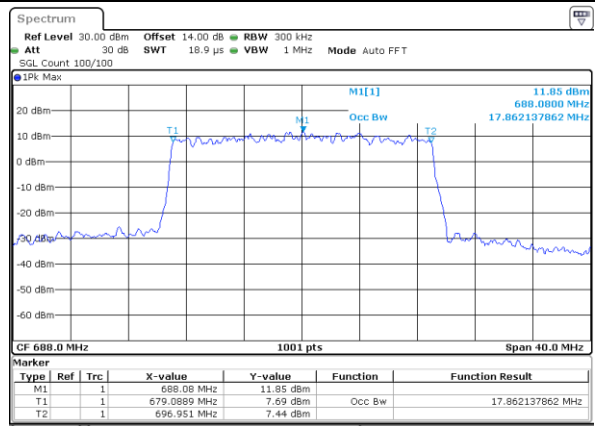
Date: 6,SEP,2020 18:36:05

Highest Channel / 15MHz / 64QAM



Date: 6,SEP,2020 18:58:03

Highest Channel / 20MHz / 64QAM



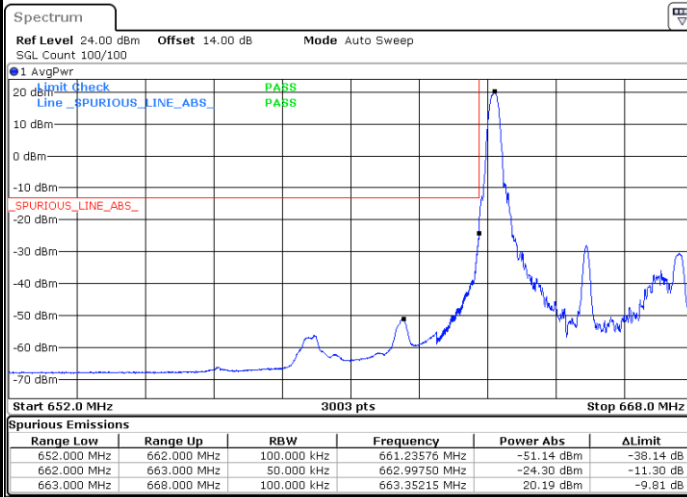
Date: 6,SEP,2020 18:34:36



Conducted Band Edge

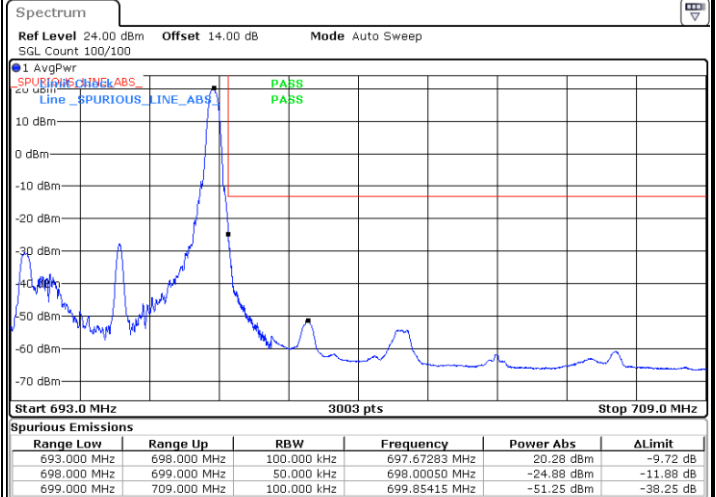
LTE Band 71 / 5MHz / QPSK

Lowest Band Edge / 1 RB



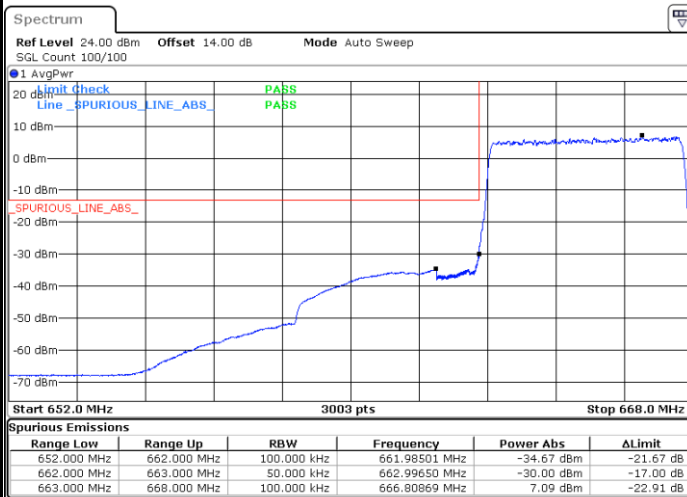
Date: 6.SEP.2020 16:23:36

Highest Band Edge / 1 RB



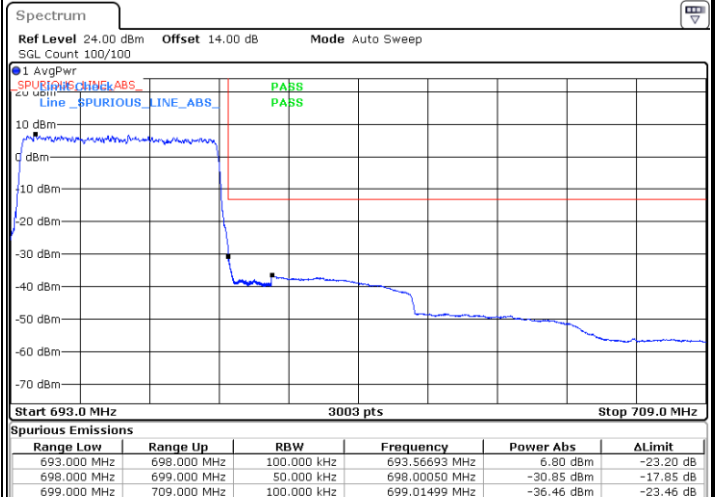
Date: 6.SEP.2020 16:56:09

Lowest Band Edge / Full RB



Date: 6.SEP.2020 16:08:43

Highest Band Edge / Full RB

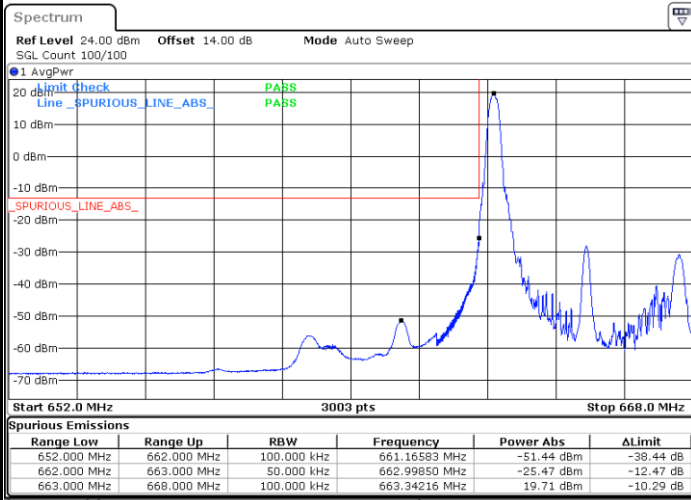


Date: 6.SEP.2020 16:44:34



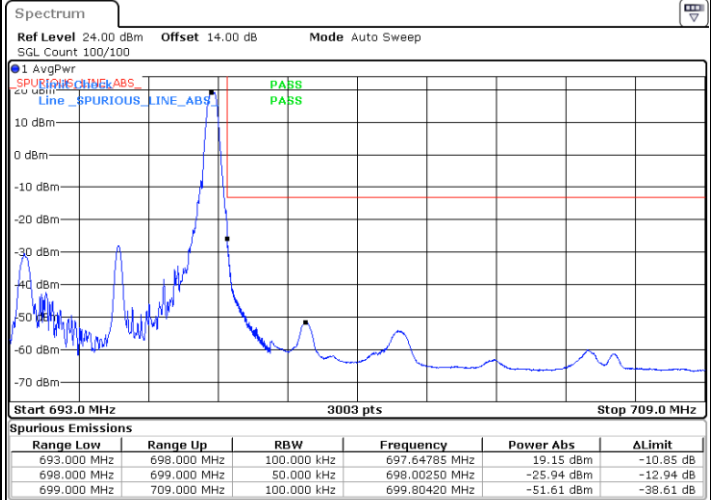
LTE Band 71 / 5MHz / 16QAM

Lowest Band Edge / 1 RB



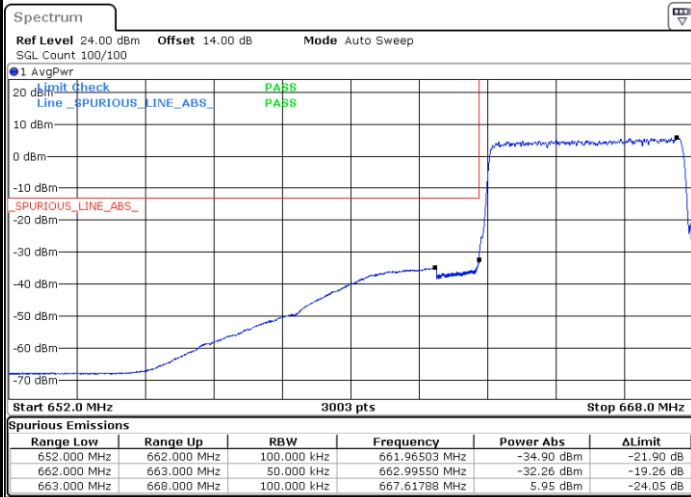
Date: 6.SEP.2020 16:28:00

Highest Band Edge / 1 RB



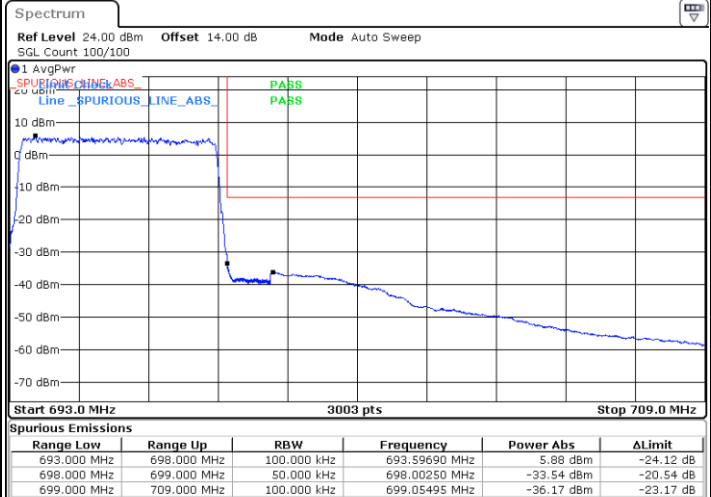
Date: 6.SEP.2020 16:58:48

Lowest Band Edge / Full RB



Date: 6.SEP.2020 16:10:44

Highest Band Edge / Full RB

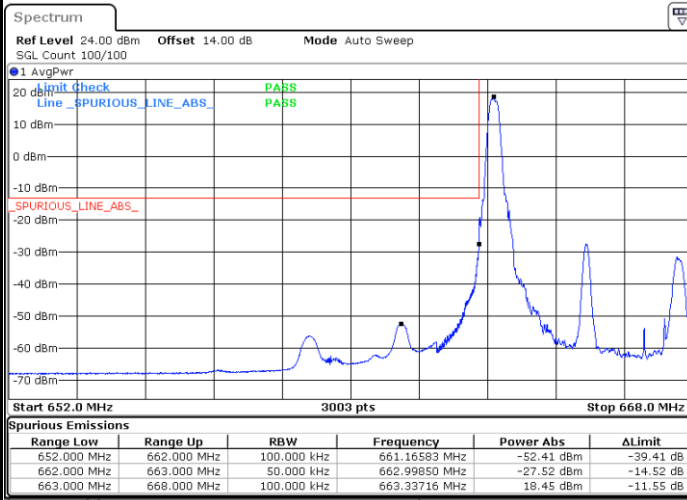


Date: 6.SEP.2020 16:48:32



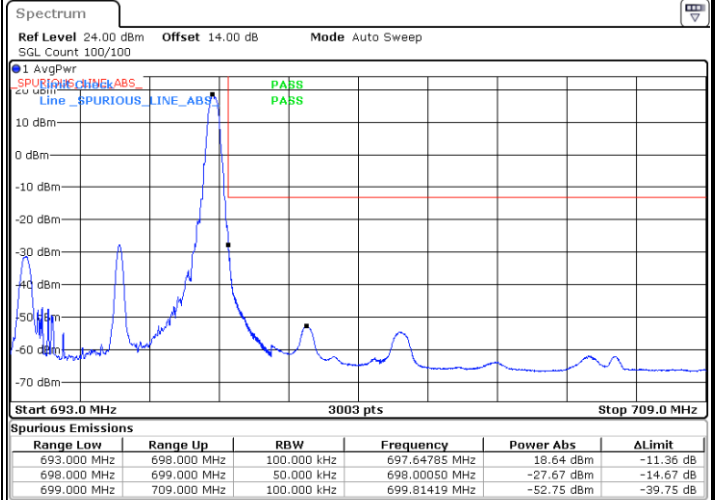
LTE Band 71 / 5MHz / 64QAM

Lowest Band Edge / 1RB



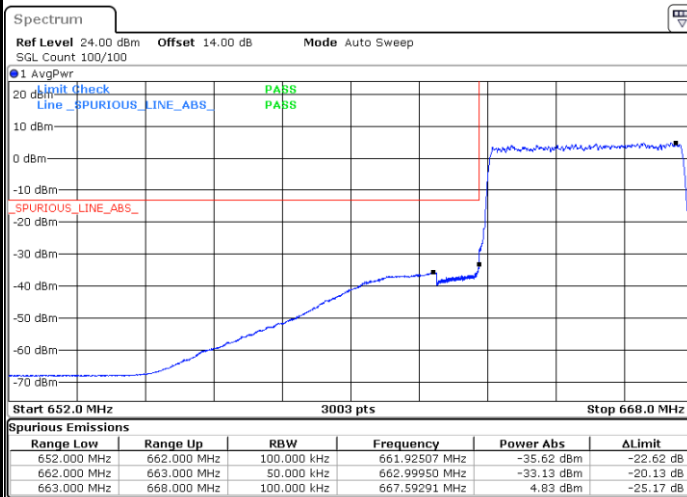
Date: 6.SEP.2020 16:12:33

Highest Band Edge / 1 RB



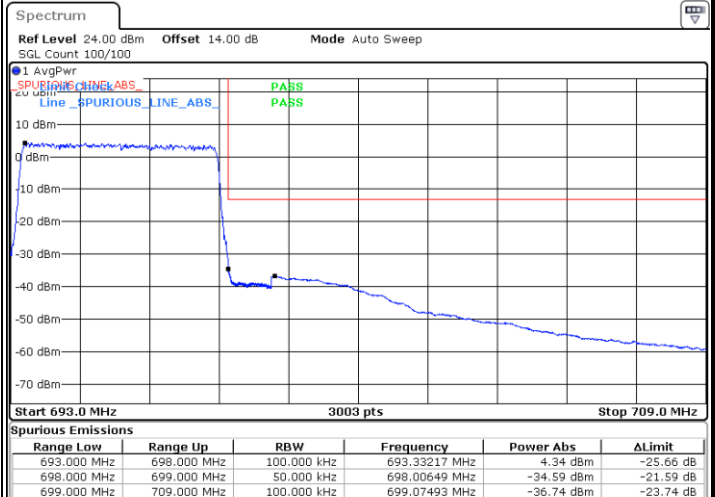
Date: 6.SEP.2020 16:59:43

Lowest Band Edge / Full RB



Date: 6.SEP.2020 16:11:38

Highest Band Edge / Full RB

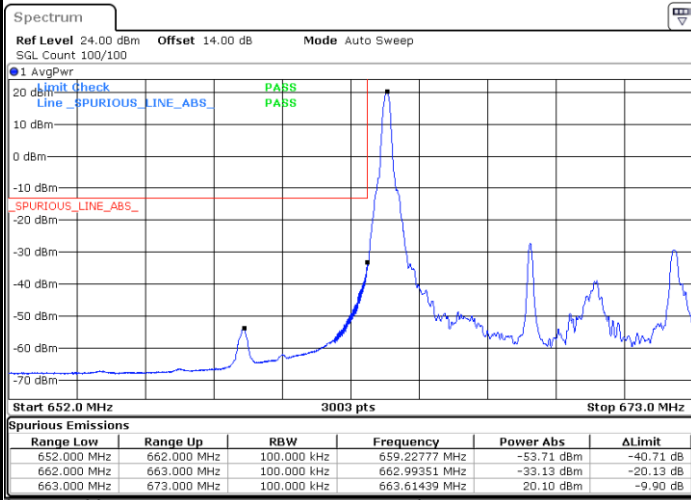


Date: 6.SEP.2020 16:50:11



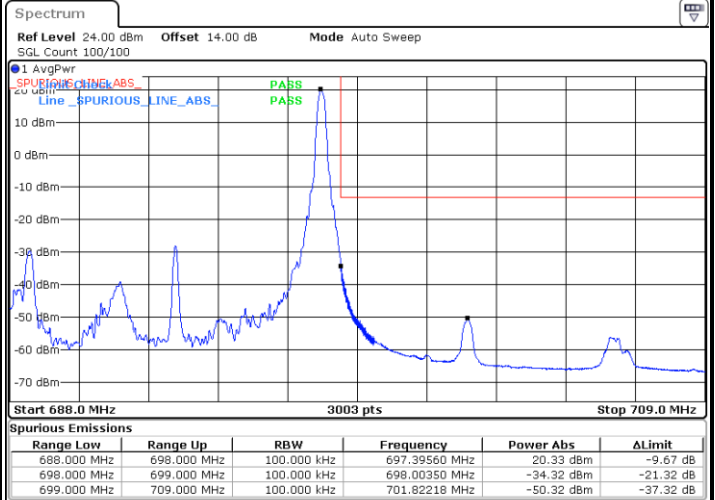
LTE Band 71 / 10MHz / QPSK

Lowest Band Edge / 1 RB



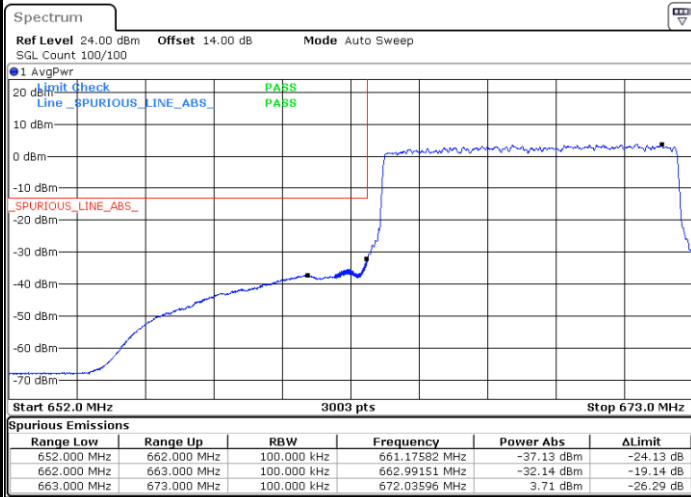
Date: 6.SEP.2020 17:03:51

Highest Band Edge / 1 RB



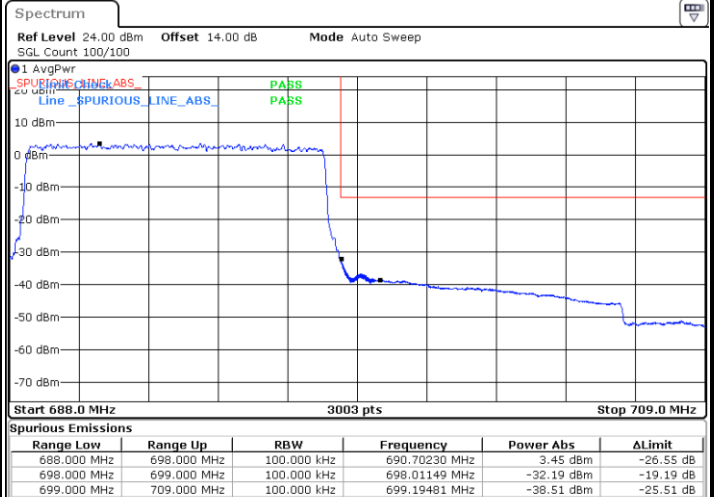
Date: 6.SEP.2020 17:56:00

Lowest Band Edge / Full RB



Date: 6.SEP.2020 17:02:46

Highest Band Edge / Full RB

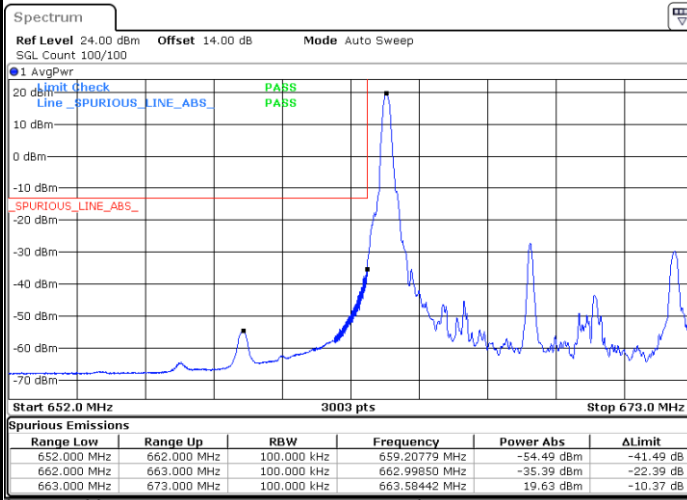


Date: 6.SEP.2020 17:56:52



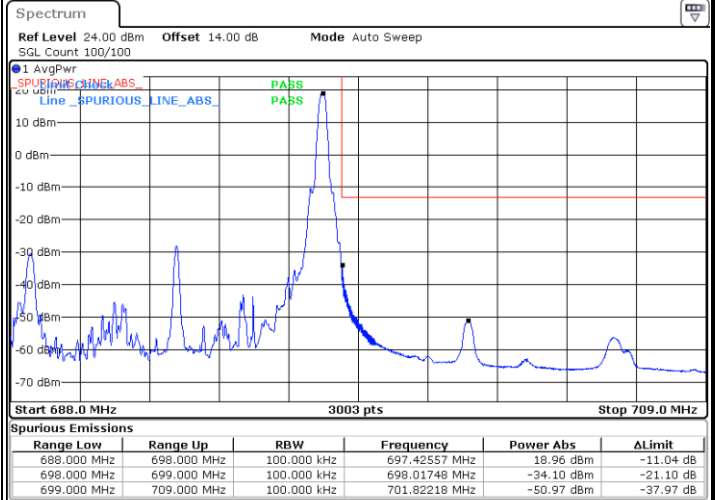
LTE Band 71 / 10MHz / 16QAM

Lowest Band Edge / 1 RB



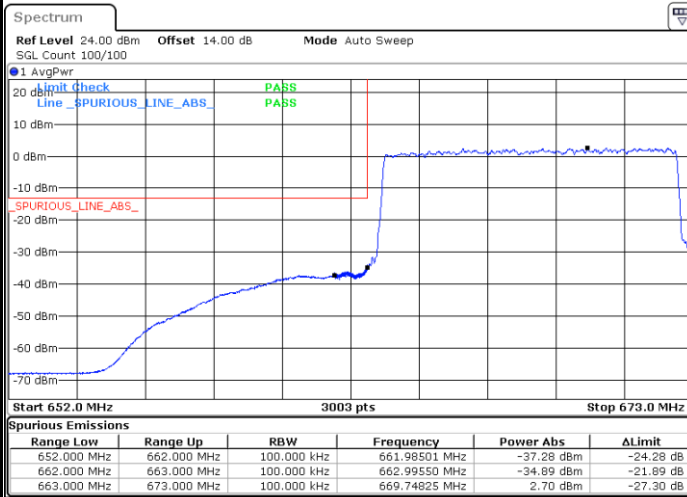
Date: 6.SEP.2020 17:07:35

Highest Band Edge / 1 RB



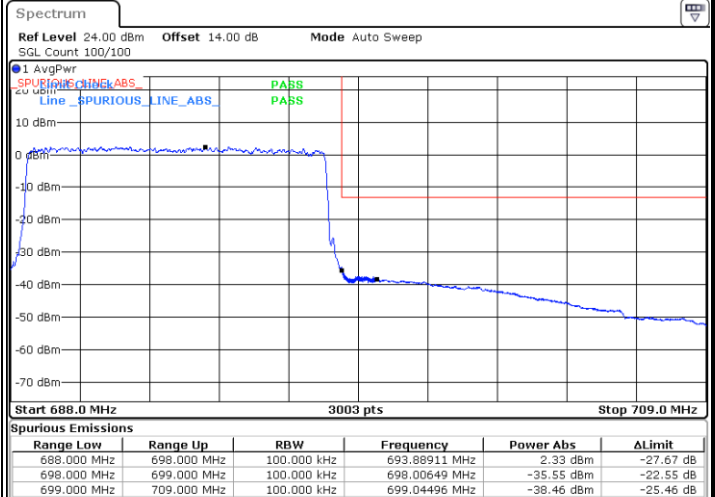
Date: 6.SEP.2020 17:55:21

Lowest Band Edge / Full RB



Date: 6.SEP.2020 17:01:41

Highest Band Edge / Full RB

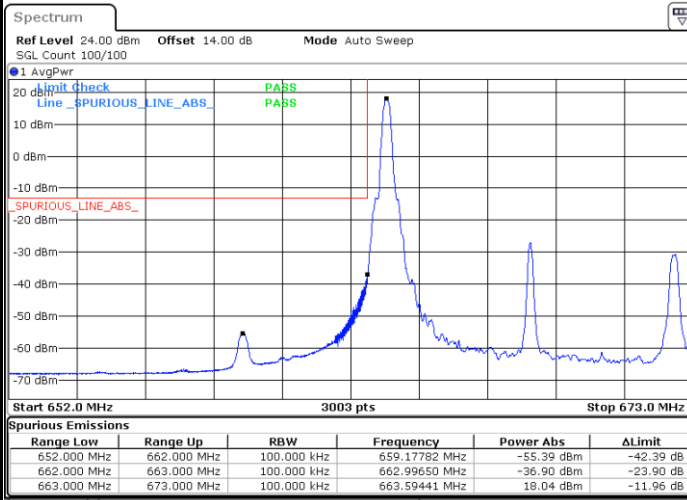


Date: 6.SEP.2020 17:59:34



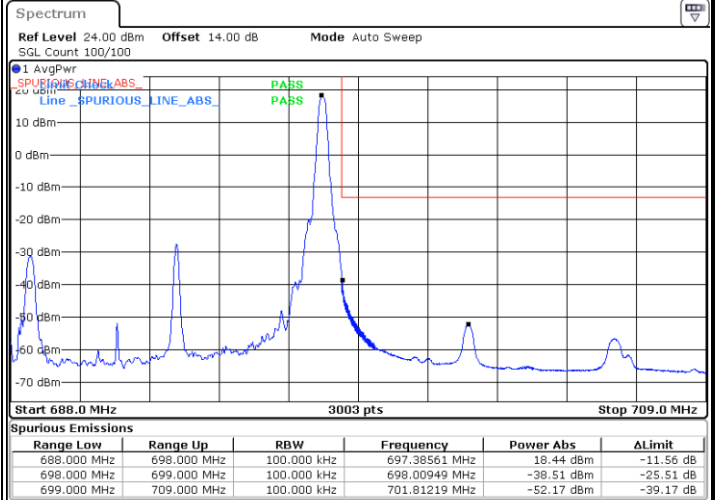
LTE Band 71 / 10MHz / 64QAM

Lowest Band Edge / 1 RB



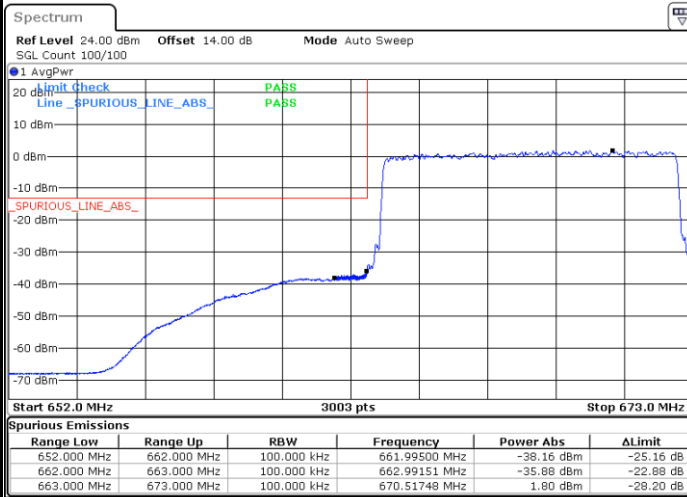
Date: 6.SEP.2020 17:10:56

Highest Band Edge / 1 RB



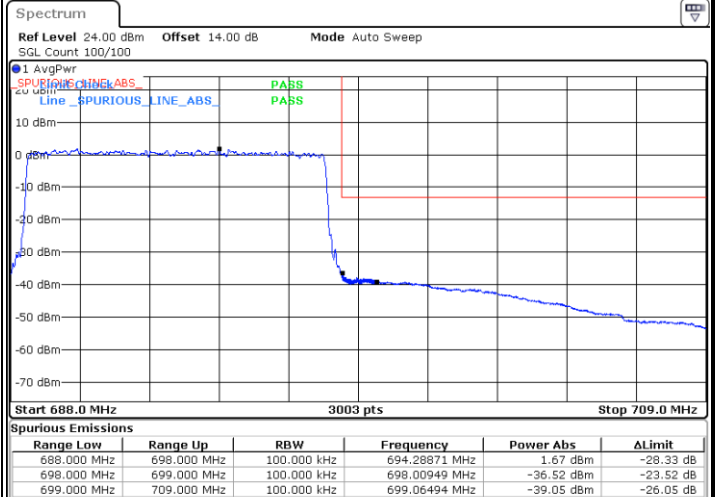
Date: 6.SEP.2020 17:54:42

Lowest Band Edge / Full RB



Date: 6.SEP.2020 17:01:01

Highest Band Edge / Full RB

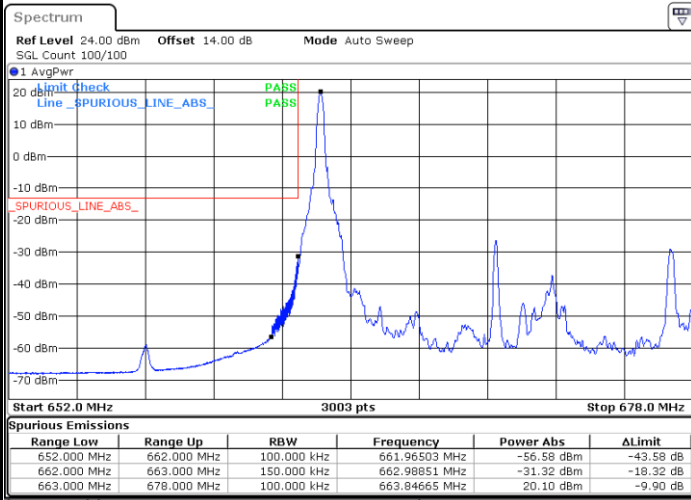


Date: 6.SEP.2020 17:58:49



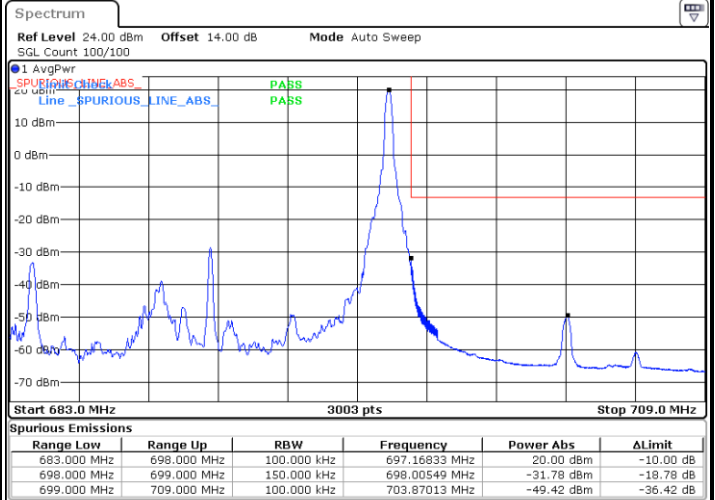
LTE Band 71 / 15MHz / QPSK

Lowest Band Edge / 1 RB



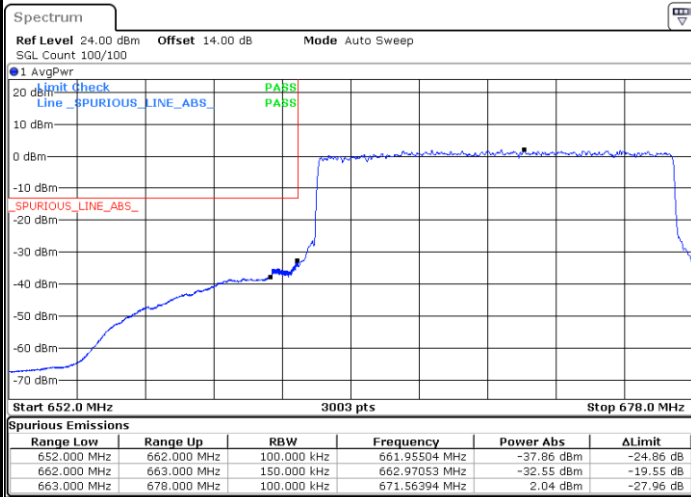
Date: 6.SEP.2020 18:07:38

Highest Band Edge / 1 RB



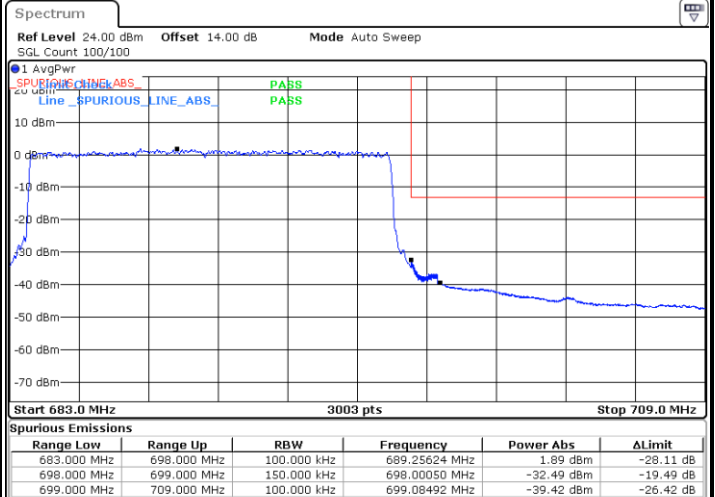
Date: 6.SEP.2020 18:13:07

Lowest Band Edge / Full RB



Date: 6.SEP.2020 18:02:15

Highest Band Edge / Full RB

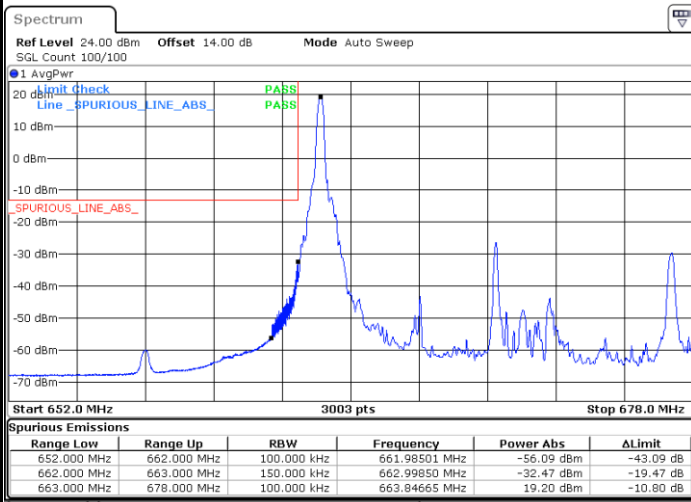


Date: 6.SEP.2020 18:17:40



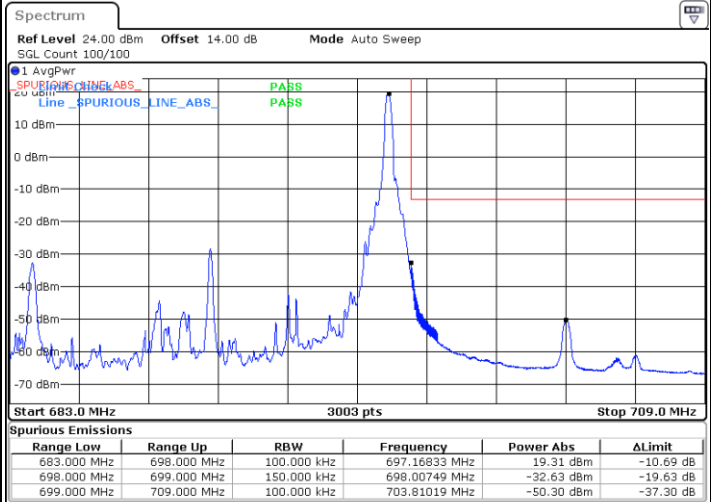
LTE Band 71 / 15MHz / 16QAM

Lowest Band Edge / 1 RB



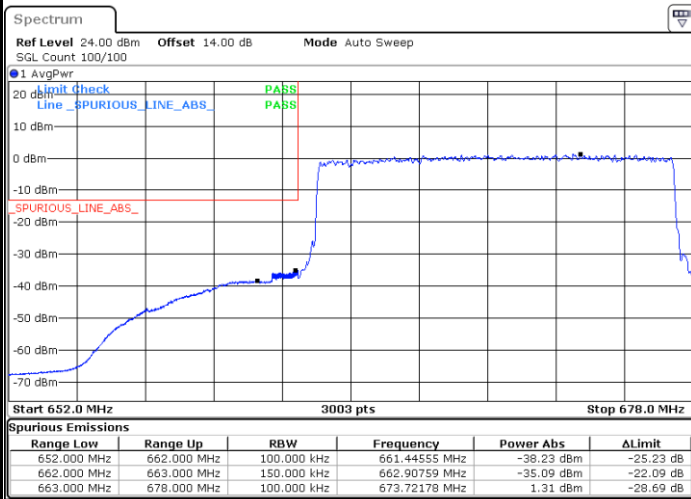
Date: 6.SEP.2020 18:05:53

Highest Band Edge / 1 RB



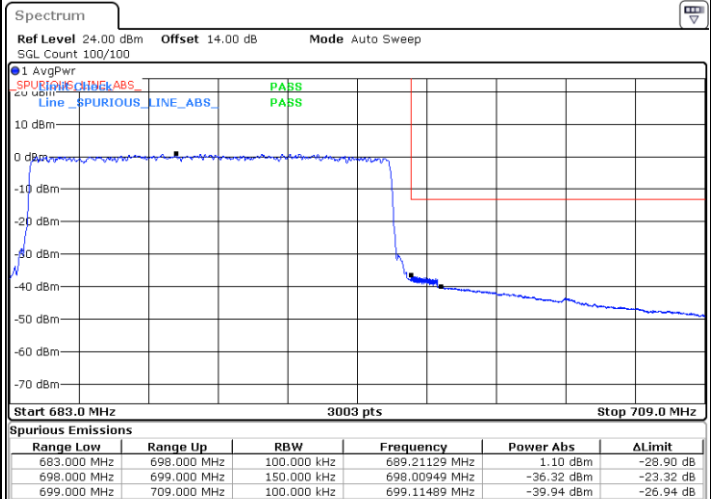
Date: 6.SEP.2020 18:14:31

Lowest Band Edge / Full RB



Date: 6.SEP.2020 18:02:49

Highest Band Edge / Full RB

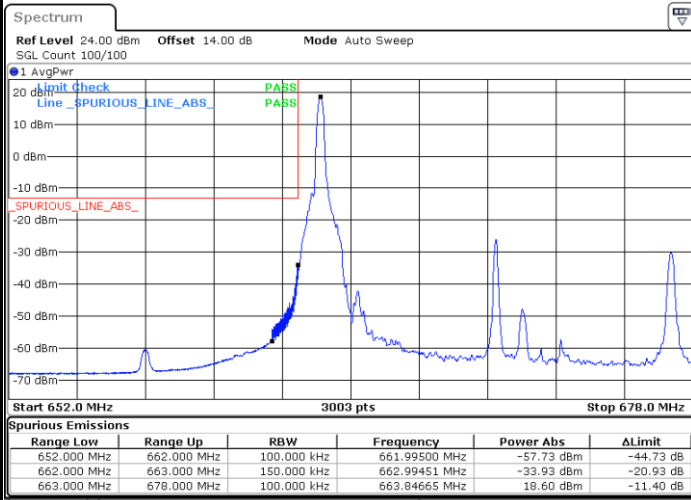


Date: 6.SEP.2020 18:16:54



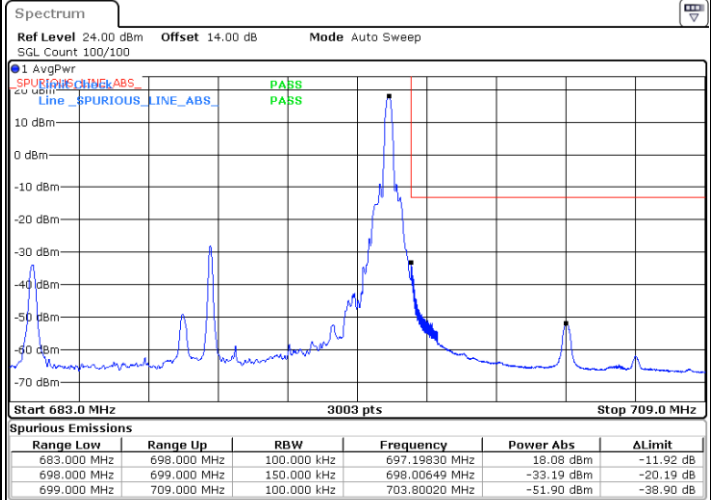
LTE Band 71 / 15MHz / 64QAM

Lowest Band Edge / 1 RB



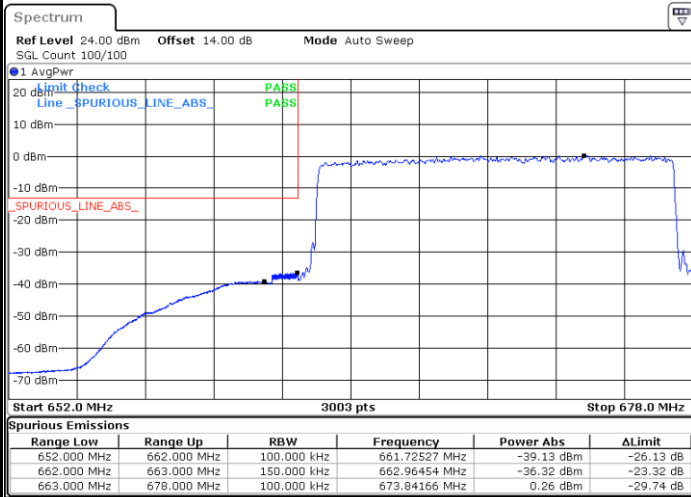
Date: 6.SEP.2020 18:04:20

Highest Band Edge / 1 RB



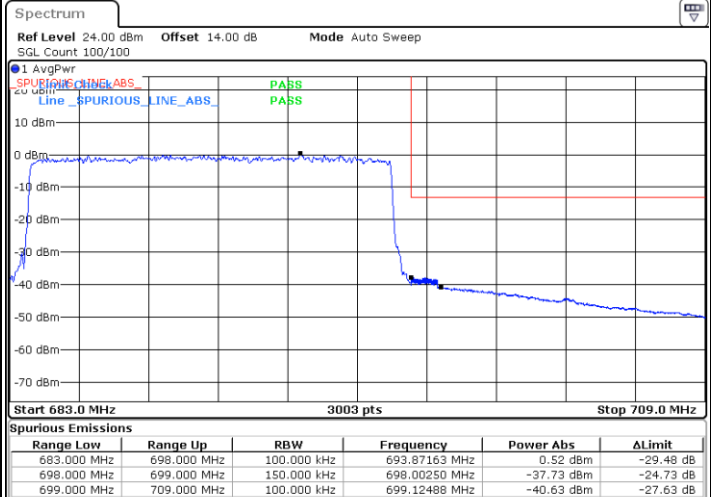
Date: 6.SEP.2020 18:15:06

Lowest Band Edge / Full RB



Date: 6.SEP.2020 18:03:30

Highest Band Edge / Full RB

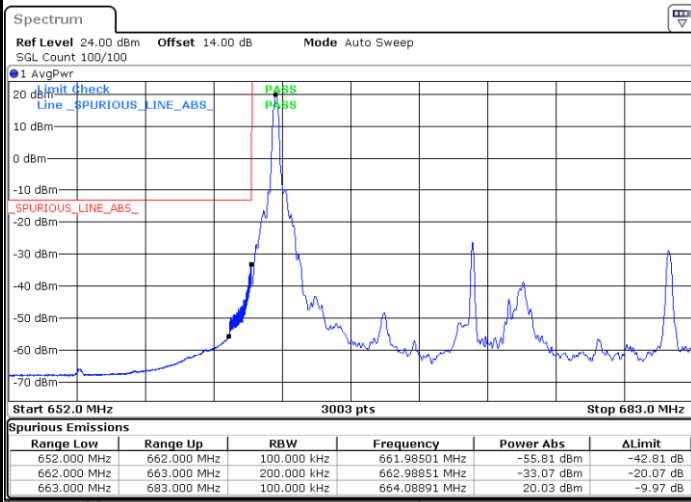


Date: 6.SEP.2020 18:16:17



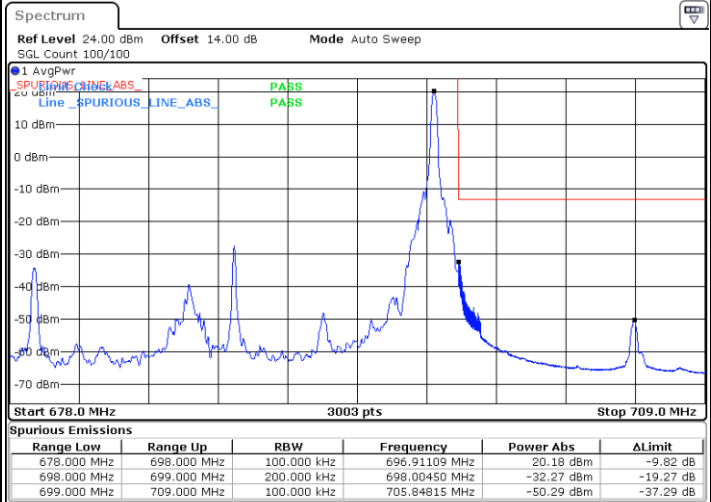
LTE Band 71 / 20MHz / QPSK

Lowest Band Edge / 1 RB



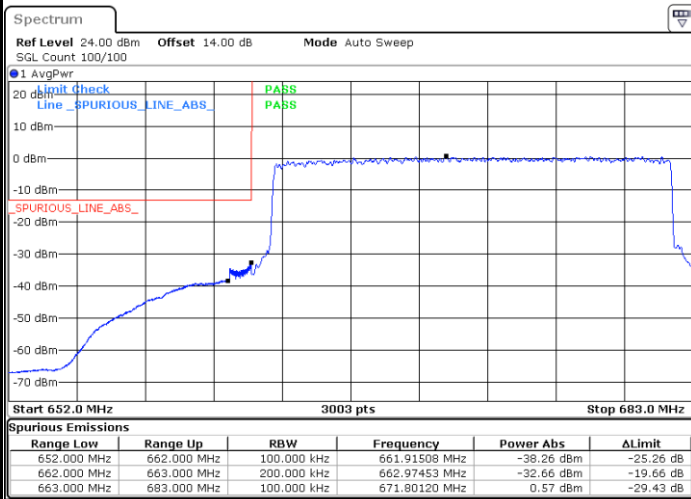
Date: 6.SEP.2020 18:25:03

Highest Band Edge / 1 RB



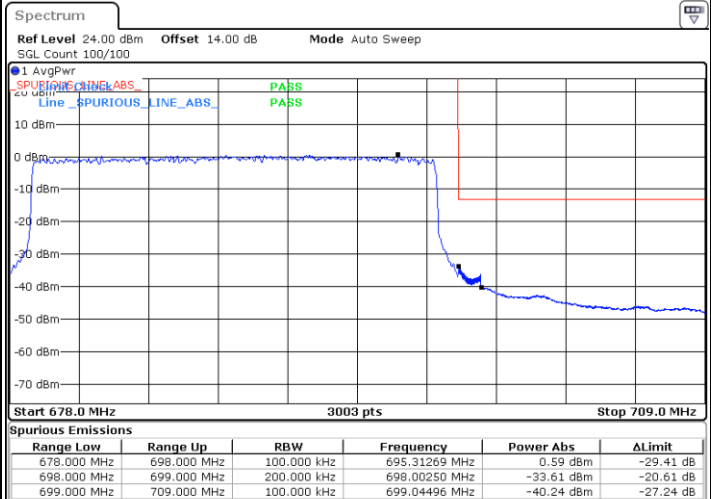
Date: 6.SEP.2020 18:31:06

Lowest Band Edge / Full RB



Date: 6.SEP.2020 18:19:08

Highest Band Edge / Full RB

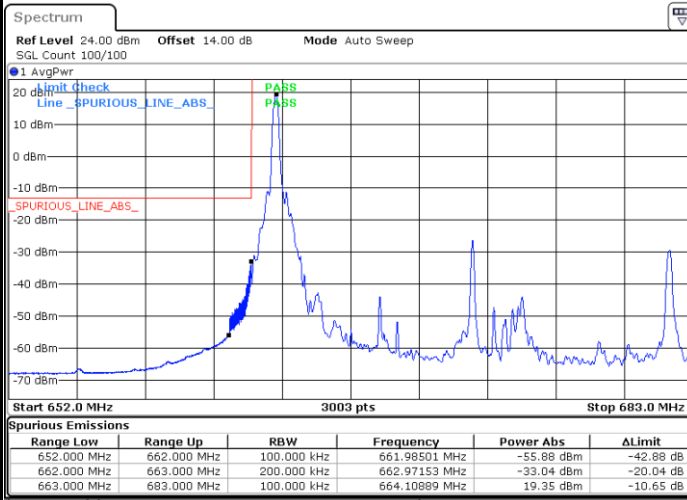


Date: 6.SEP.2020 18:32:13



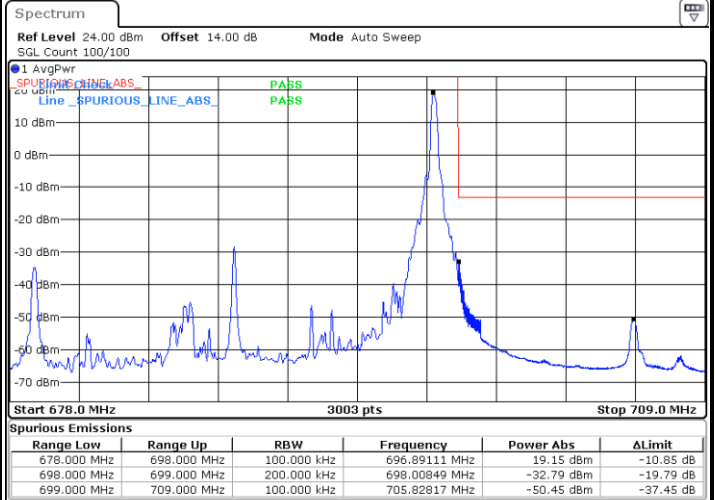
LTE Band 71 / 20MHz / 16QAM

Lowest Band Edge / 1 RB



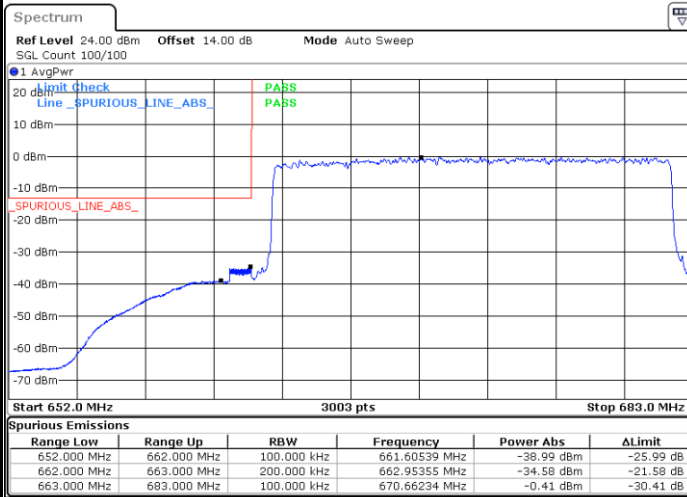
Date: 6.SEP.2020 18:23:30

Highest Band Edge / 1RB



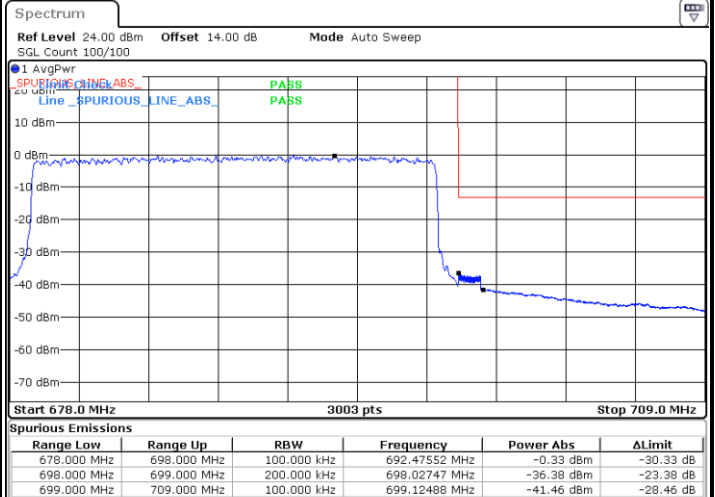
Date: 6.SEP.2020 18:30:19

Lowest Band Edge / Full RB



Date: 6.SEP.2020 18:19:42

Highest Band Edge / Full RB

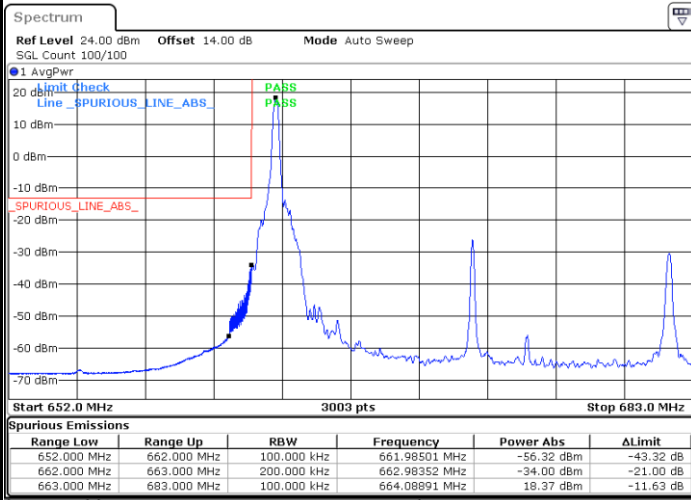


Date: 6.SEP.2020 18:33:25



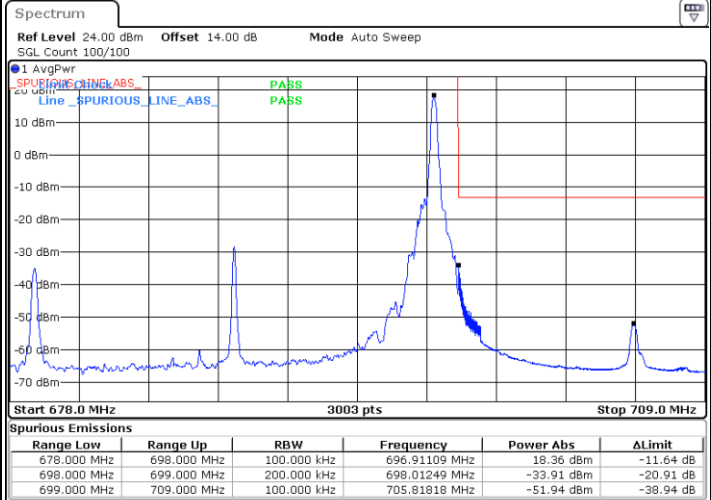
LTE Band 71 / 20MHz / 64QAM

Lowest Band Edge / 1 RB



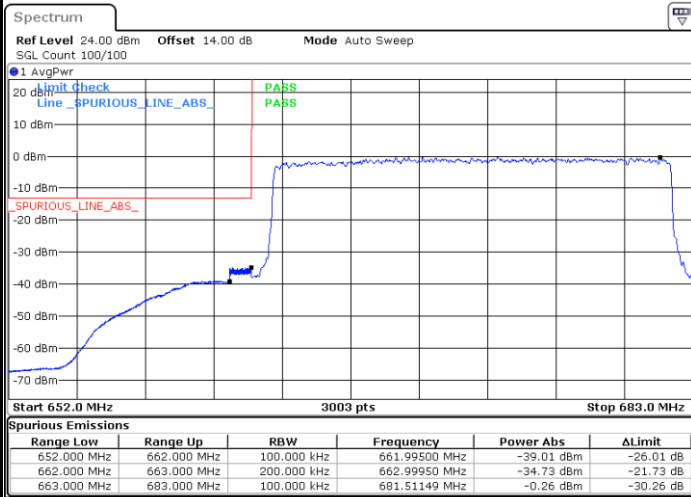
Date: 6.SEP.2020 18:22:24

Highest Band Edge / 1 RB



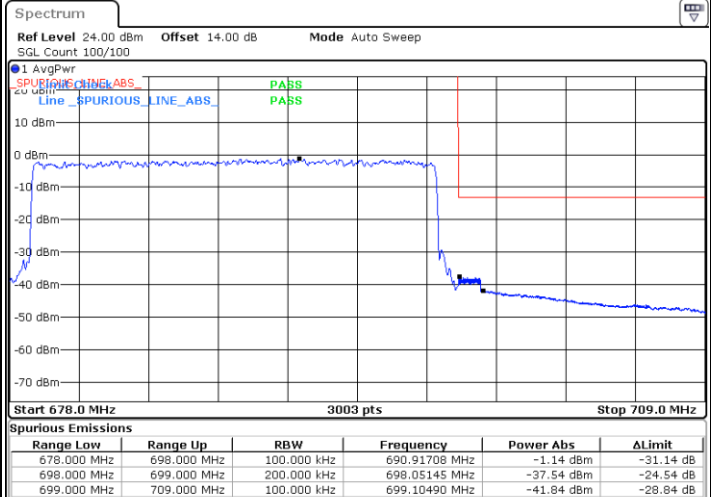
Date: 6.SEP.2020 18:29:28

Lowest Band Edge / Full RB



Date: 6.SEP.2020 18:20:22


Highest Band Edge / Full RB



Date: 6.SEP.2020 18:35:14



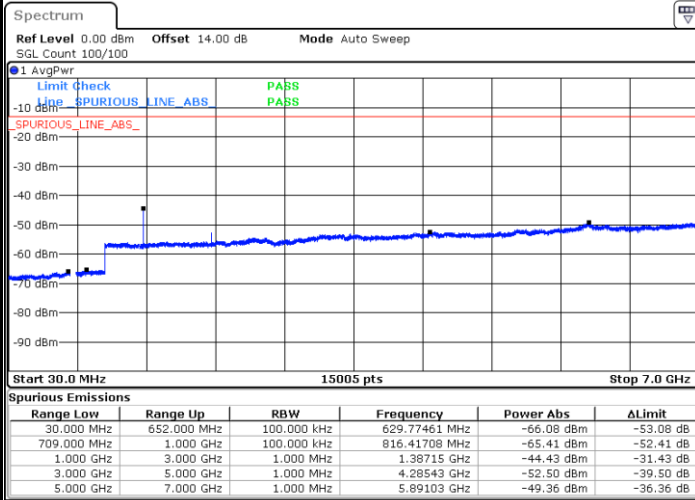
Conducted Spurious Emission





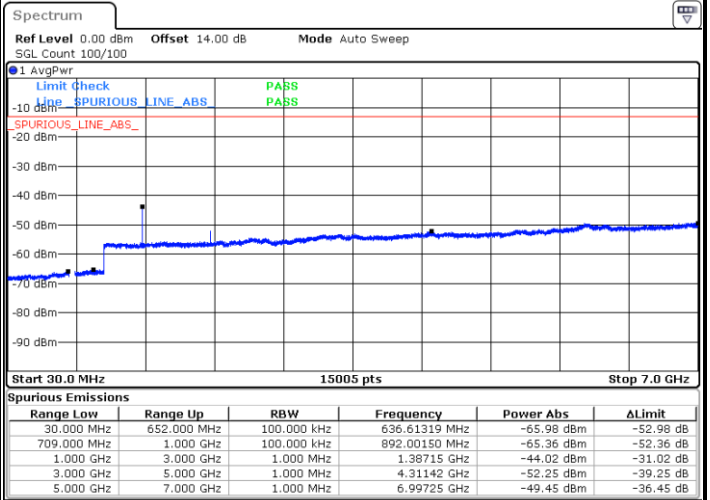
LTE Band 71 / 5MHz

Highest Channel / QPSK



Date: 6.SEP.2020 16:53:31

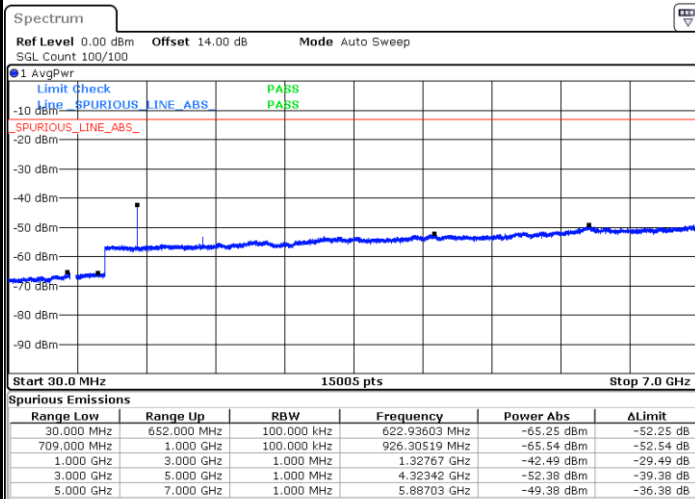
Highest Channel / 16QAM



Date: 6.SEP.2020 16:52:49

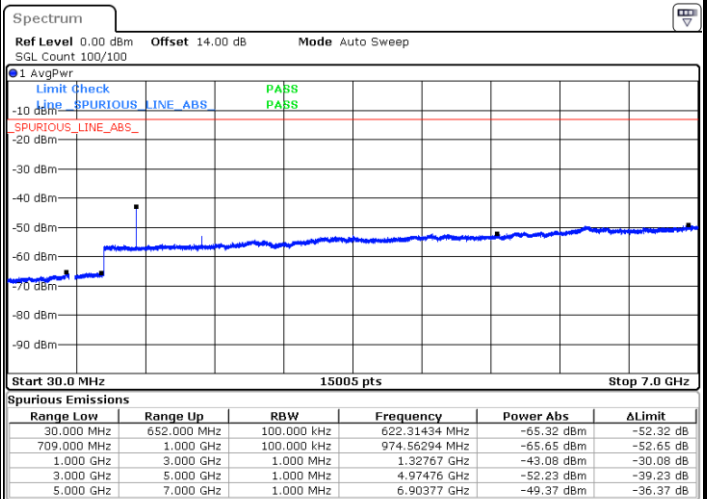
LTE Band 71 / 10MHz

Lowest Channel / QPSK



Date: 6.SEP.2020 17:05:23

Lowest Channel / 16QAM



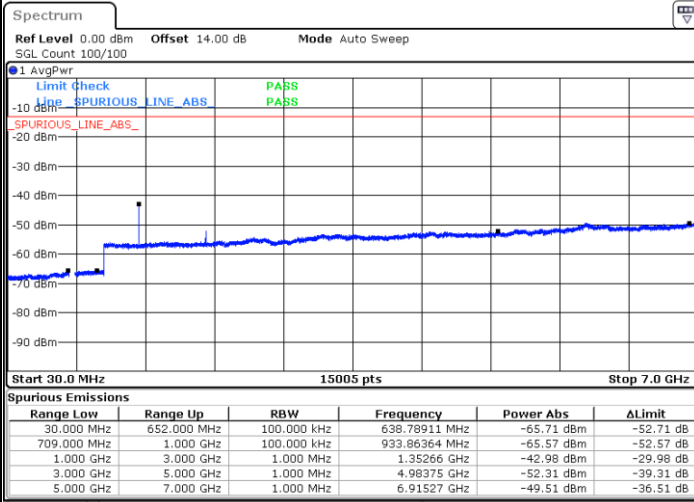
Date: 6.SEP.2020 17:09:08



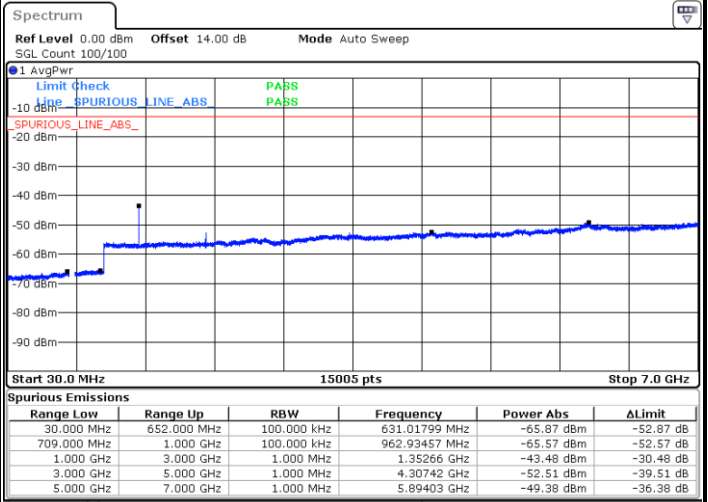
LTE Band 71 / 10MHz

Middle Channel / QPSK

Middle Channel / 16QAM



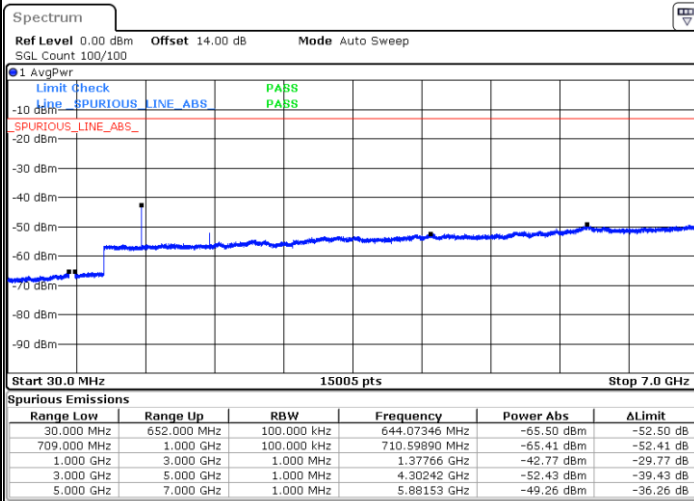
Date: 6.SEP.2020 17:17:25



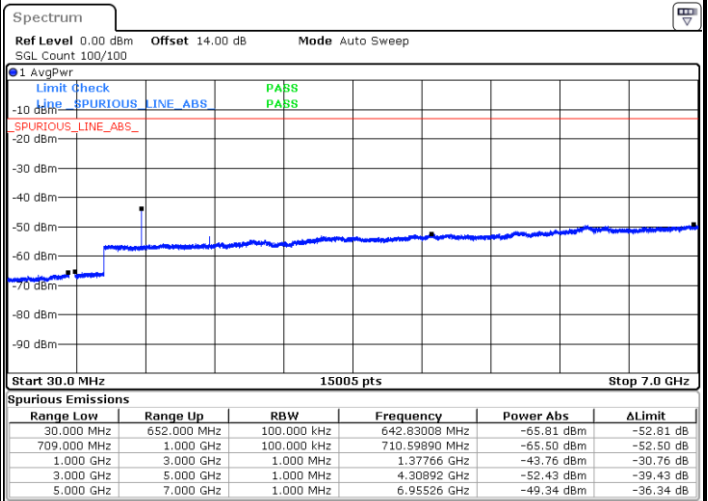
Date: 6.SEP.2020 17:16:49

Highest Channel / QPSK

Highest Channel / 16QAM



Date: 6.SEP.2020 17:20:17



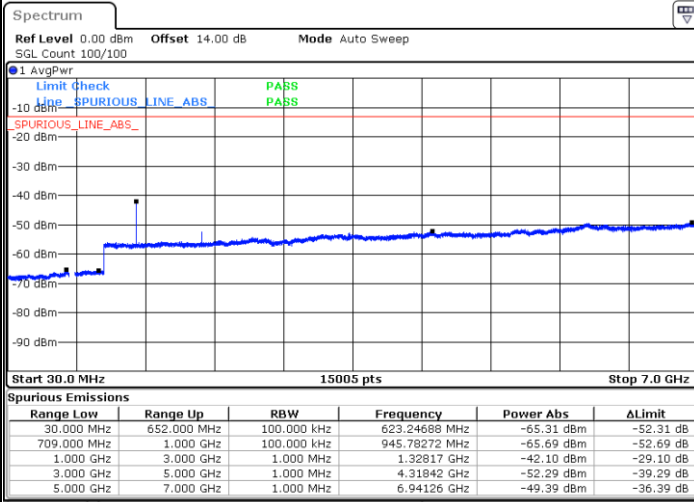
Date: 6.SEP.2020 17:21:53



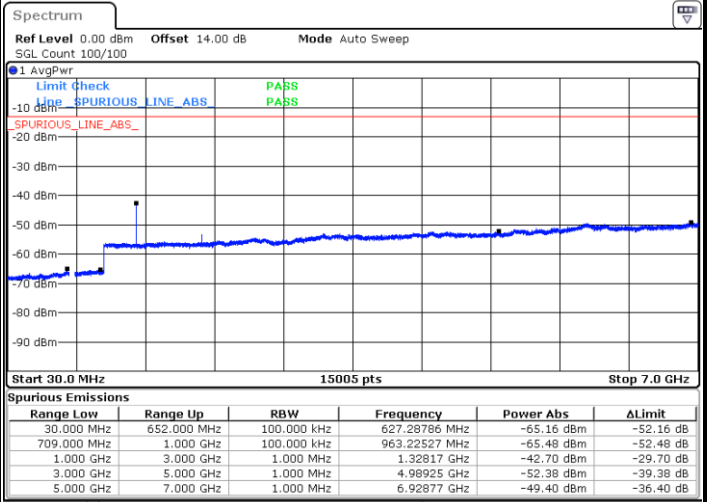
LTE Band 71 / 15MHz

Lowest Channel / QPSK

Lowest Channel / 16QAM



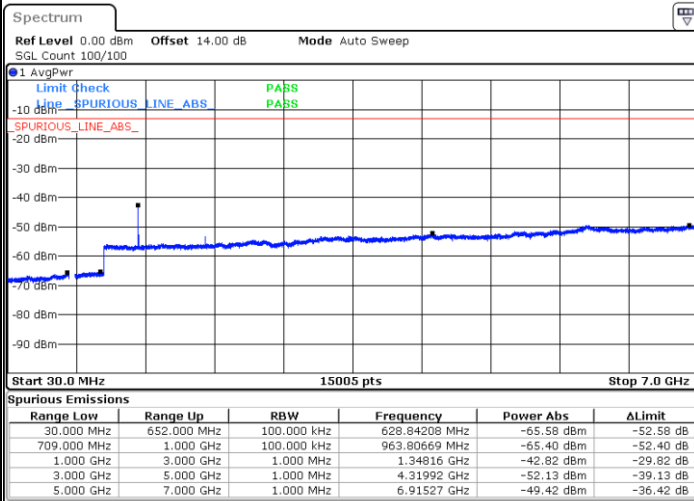
Date: 6.SEP.2020 18:08:09



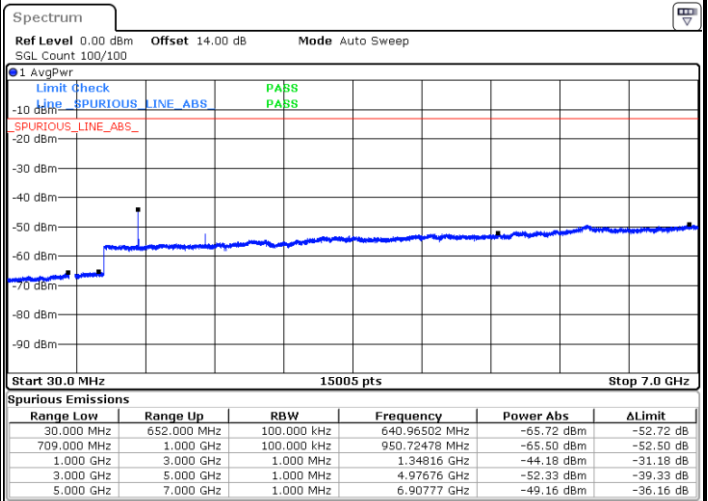
Date: 6.SEP.2020 18:06:21

Middle Channel / QPSK

Middle Channel / 16QAM



Date: 6.SEP.2020 18:08:47

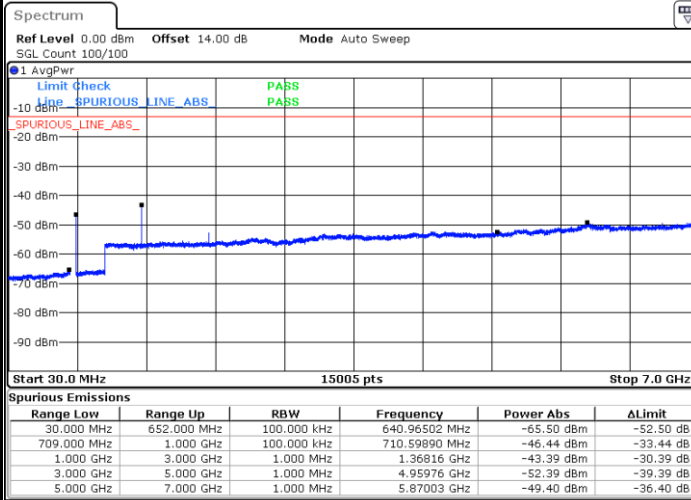


Date: 6.SEP.2020 18:09:33



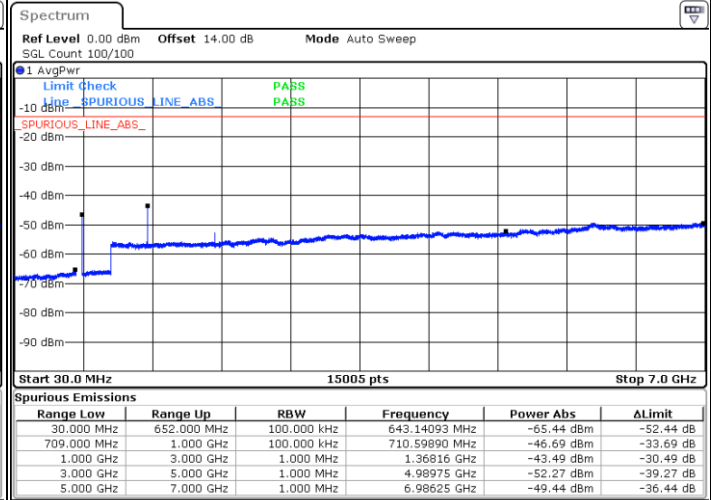
LTE Band71 / 15MHz

Highest Channel / QPSK



Date: 6.SEP.2020 18:12:29

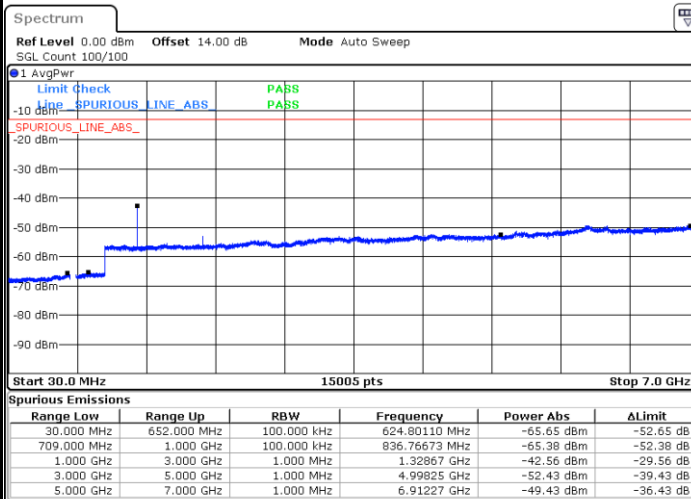
Highest Channel / 16QAM



Date: 6.SEP.2020 18:12:01

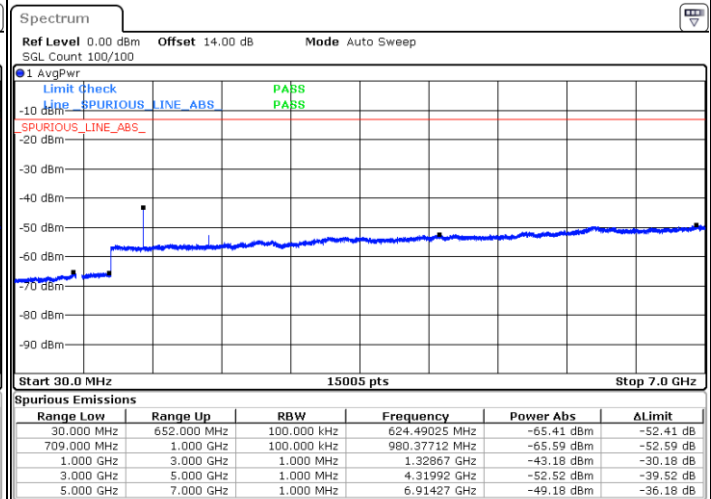
LTE Band 71 / 20MHz

Lowest Channel / QPSK



Date: 6.SEP.2020 18:26:14

Lowest Channel / 16QAM



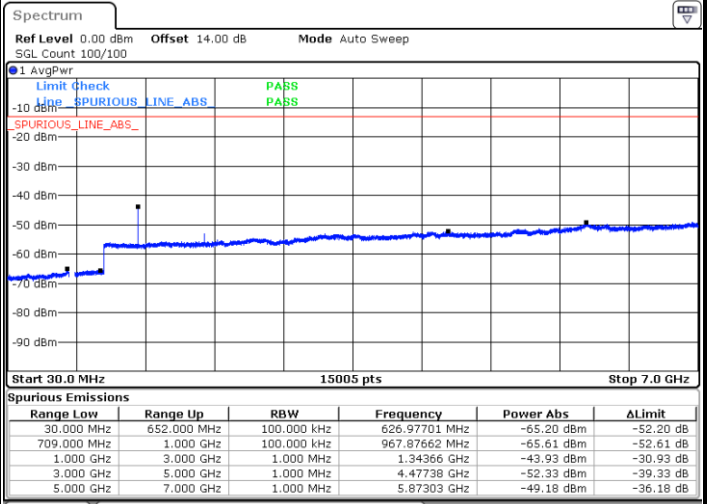
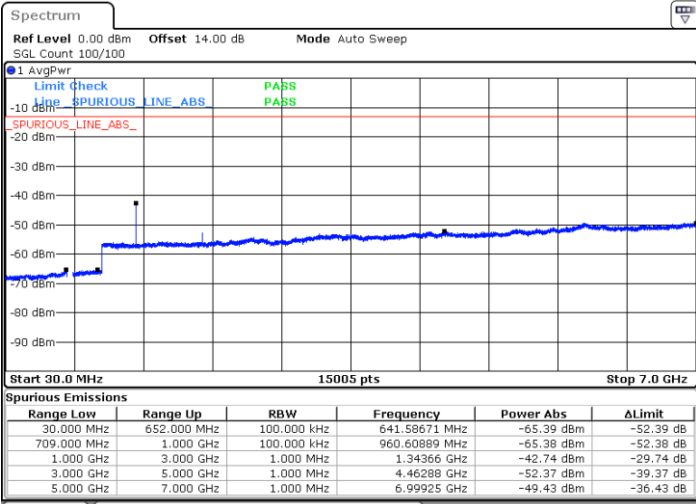
Date: 6.SEP.2020 18:24:10



LTE Band 71 / 20MHz

Middle Channel / QPSK

Middle Channel / 16QAM

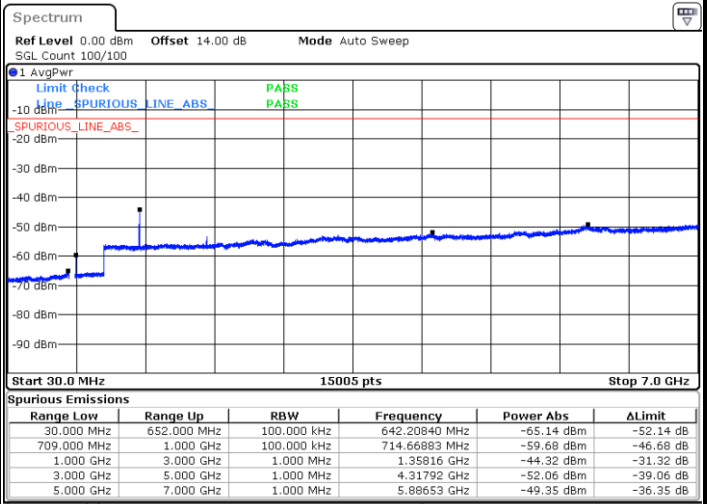
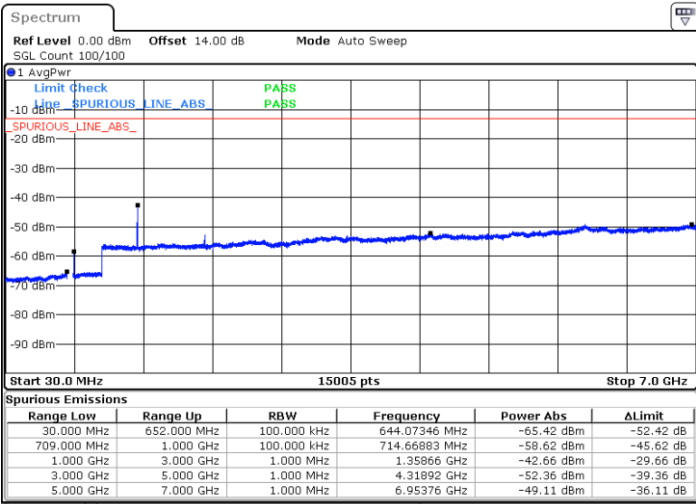


Date: 6.SEP.2020 18:26:54

Date: 6.SEP.2020 18:27:23

Highest Channel / QPSK

Highest Channel / 16QAM



Date: 6.SEP.2020 18:39:29

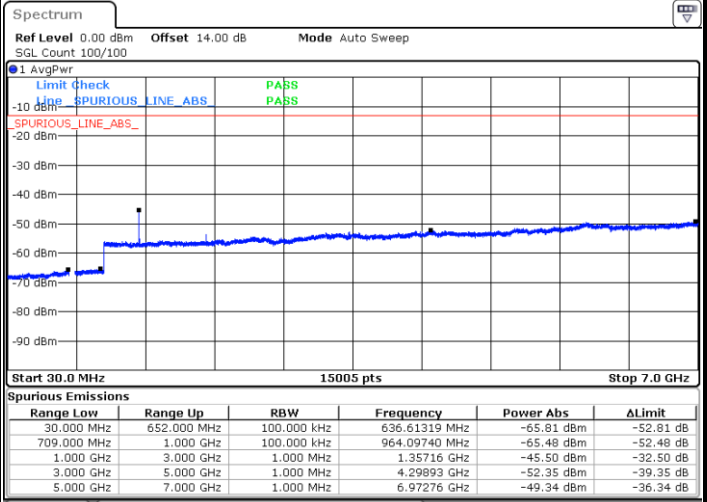
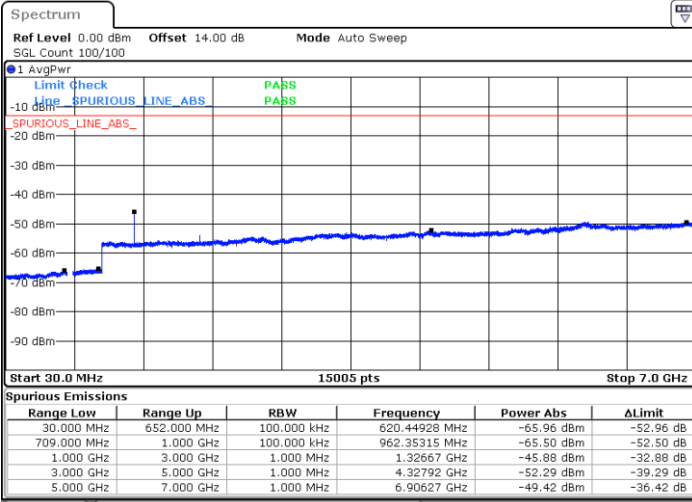
Date: 6.SEP.2020 18:38:59



LTE Band 71 / 5MHz

Lowest Channel / 64QAM

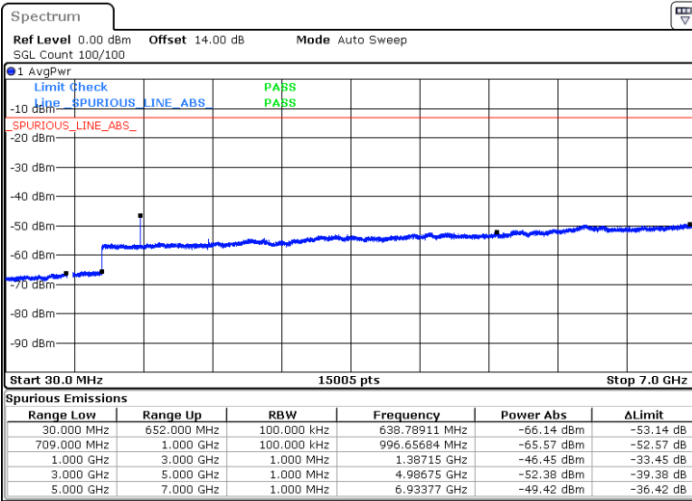
Middle Channel / 64QAM



Date: 6.SEP.2020 16:13:27

Date: 6.SEP.2020 16:41:51

Highest Channel / 64QAM



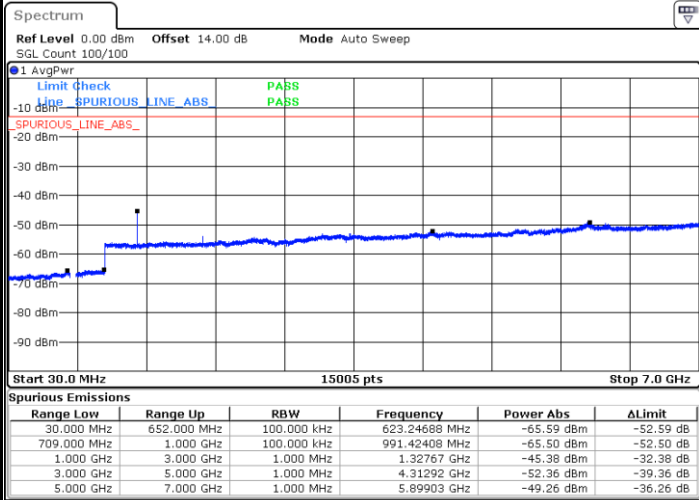
Date: 6.SEP.2020 16:51:40



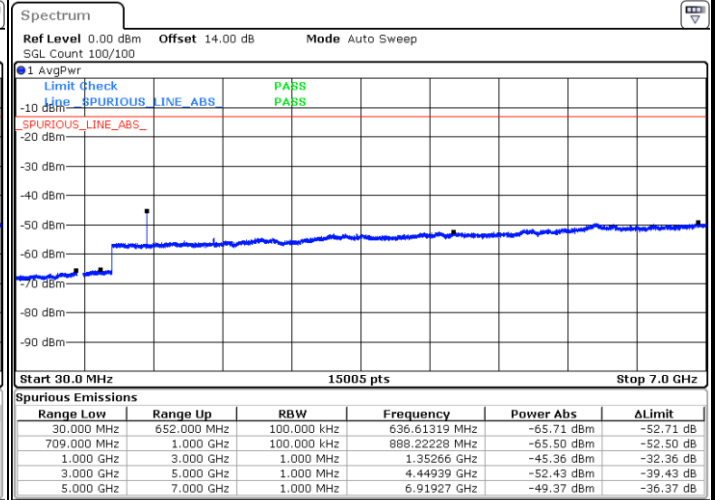
LTE Band 71 / 10MHz

Lowest Channel / 64QAM

Middle Channel / 64QAM

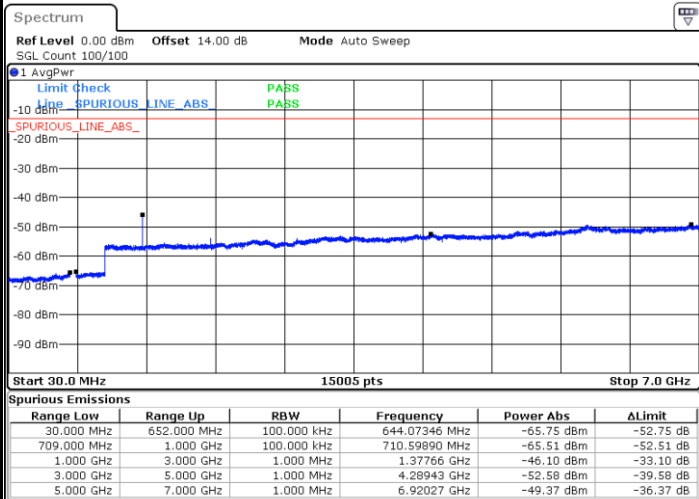


Date: 6.SEP.2020 17:12:43



Date: 6.SEP.2020 17:16:04

Highest Channel / 64QAM



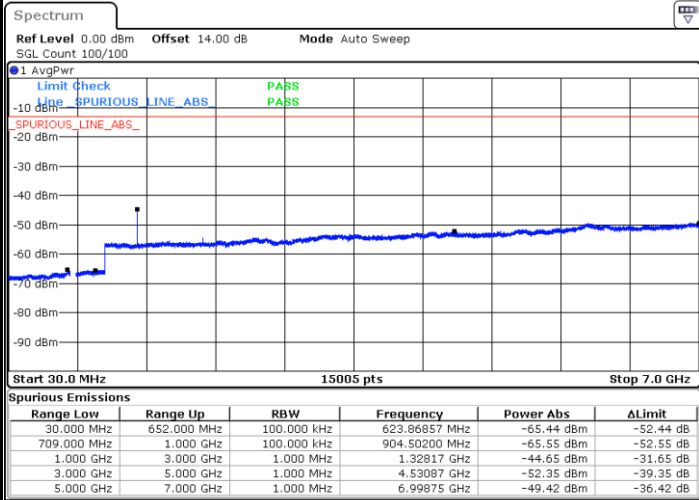
Date: 6.SEP.2020 17:22:40



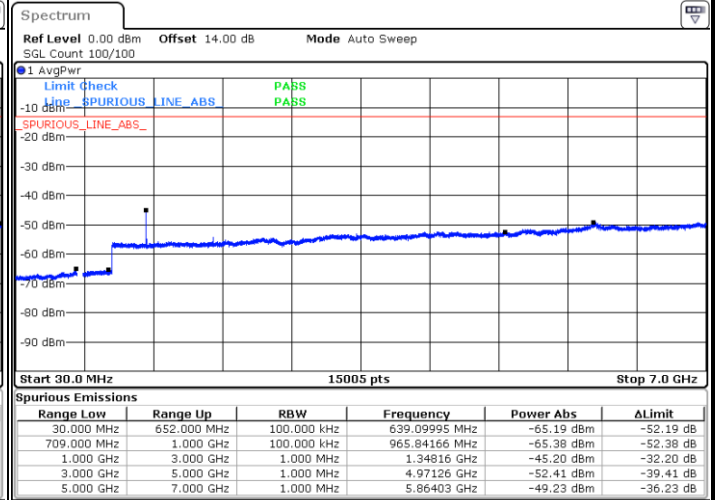
LTE Band 71 / 15MHz

Lowest Channel / 64QAM

Middle Channel / 64QAM

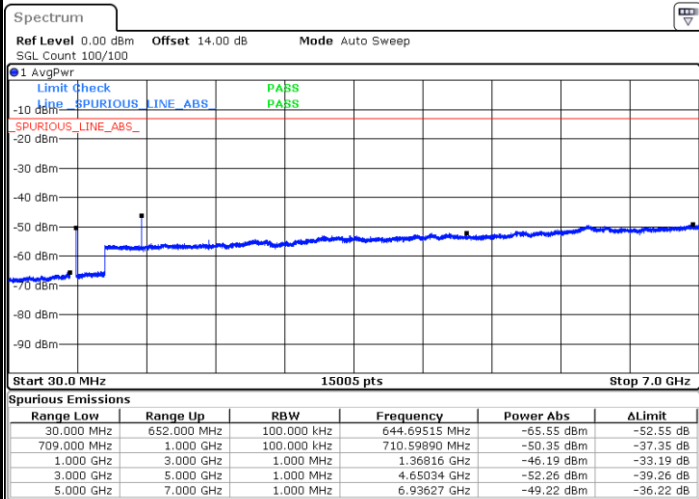


Date: 6.SEP.2020 18:05:05

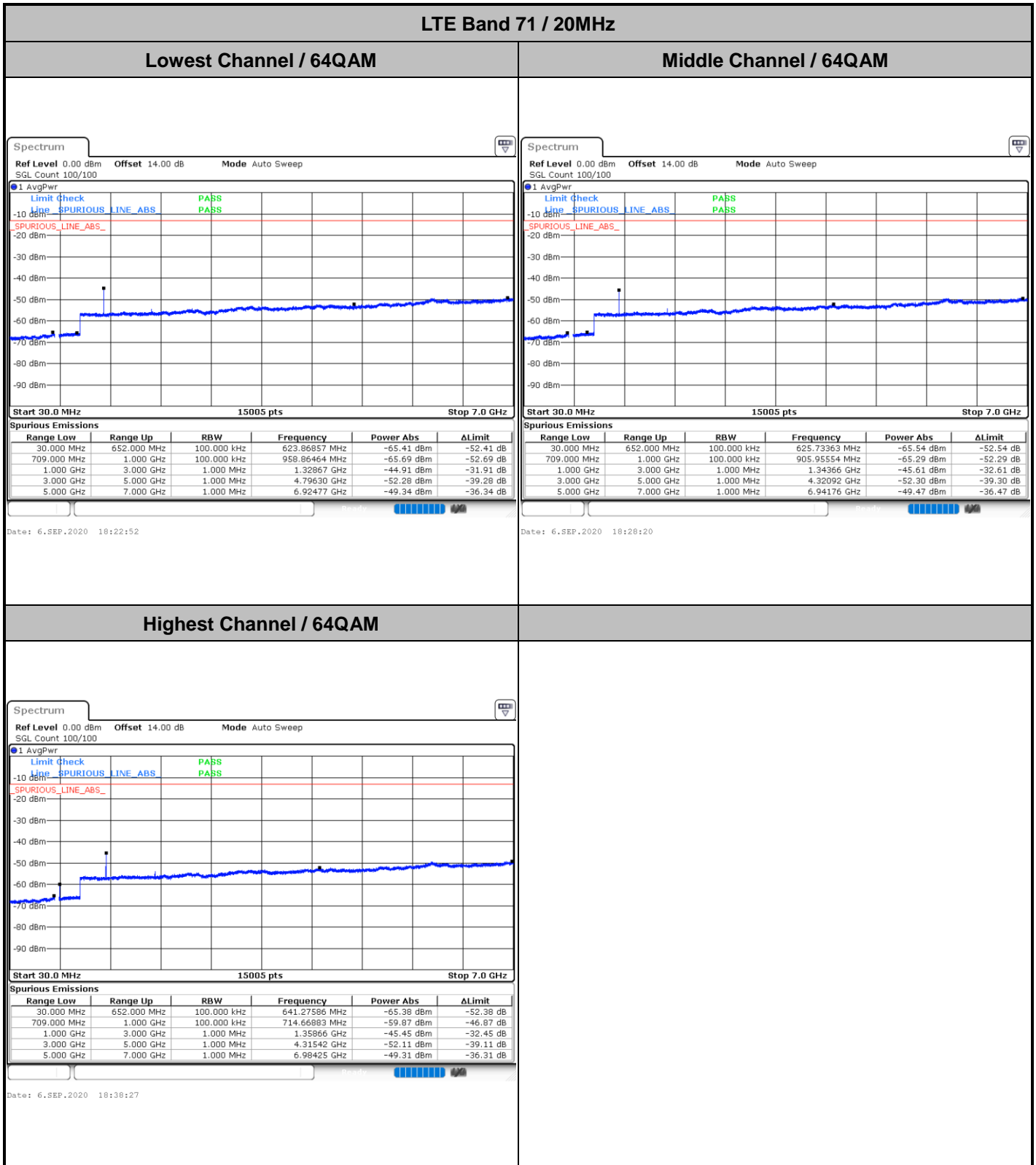


Date: 6.SEP.2020 18:10:41

Highest Channel / 64QAM



Date: 6.SEP.2020 18:11:25





Frequency Stability

Test Conditions		LTE Band 71 (QPSK) / Middle Channel	Limit
Temperature (°C)	Voltage (Volt)	BW 10MHz	Note 2.
		Deviation (ppm)	Result
50	Normal Voltage	0.0022	PASS
40	Normal Voltage	0.0003	
30	Normal Voltage	0.0021	
20(Ref.)	Normal Voltage	0.0000	
10	Normal Voltage	0.0010	
0	Normal Voltage	0.0019	
-10	Normal Voltage	0.0022	
-20	Normal Voltage	0.0009	
-30	Normal Voltage	0.0012	
20	Maximum Voltage	0.0016	
20	Normal Voltage	0.0000	
20	Battery End Point	0.0006	

Note:

1. Normal Voltage =3.8 V. ; Battery End Point (BEP) =3.6 V. ; Maximum Voltage =4.2 V.
2. Note: The frequency fundamental emissions stay within the authorized frequency block.



Appendix B. Test Results of Radiated Test

Radiated Spurious Emission

LTE Band 25 / 20MHz / QPSK								
Channel	Frequency (MHz)	EIRP (dBm)	Limit (dBm)	Over Limit (dB)	S.G. Power (dBm)	TX Cable loss (dB)	TX Antenna Gain (dBi)	Polarization (H/V)
Lowest	3702	-59.37	-13	-46.37	-71.63	2.64	14.90	H
	5553	-54.74	-13	-41.74	-66.60	2.94	14.80	H
	7404	-50.20	-13	-37.20	-59.97	3.39	13.16	H
	3702	-59.81	-13	-46.81	-72.07	2.64	14.90	V
	5553	-55.04	-13	-42.04	-66.90	2.94	14.80	V
	7404	-49.75	-13	-36.75	-59.52	3.39	13.16	V
Middle	3747	-58.81	-13	-45.81	-71.07	2.64	14.90	H
	5620	-55.16	-13	-42.16	-67.02	2.94	14.80	H
	7494	-49.78	-13	-36.78	-59.55	3.39	13.16	H
	3747	-59.28	-13	-46.28	-71.54	2.64	14.90	V
	5620	-55.21	-13	-42.21	-67.07	2.94	14.80	V
	7494	-49.58	-13	-36.58	-59.35	3.39	13.16	V
Highest	3792	-58.61	-13	-45.61	-70.87	2.64	14.90	H
	5688	-55.44	-13	-42.44	-67.30	2.94	14.80	H
	7584	-49.90	-13	-36.90	-59.67	3.39	13.16	H
	3792	-58.45	-13	-45.45	-70.71	2.64	14.90	V
	5688	-55.37	-13	-42.37	-67.23	2.94	14.80	V
	7584	-49.34	-13	-36.34	-59.11	3.39	13.16	V

Remark: Spurious emissions within 30-1000MHz were found more than 20dB below limit line.



LTE Band 26 / 15MHz / QPSK								
Channel	Frequency (MHz)	ERP (dBm)	Limit (dBm)	Over Limit (dB)	S.G. Power (dBm)	TX Cable loss (dB)	TX Antenna Gain (dBi)	Polarization (H/V)
Lowest	1650	-68.19	-13	-55.19	-75.16	1.58	10.70	H
	2474	-65.70	-13	-52.70	-73.95	2.102	12.50	H
	3300	-63.80	-13	-50.80	-72.69	2.856	13.90	H
	1650	-67.77	-13	-54.77	-74.74	1.58	10.70	V
	2474	-65.37	-13	-52.37	-73.62	2.10	12.50	V
	3300	-63.48	-13	-50.48	-72.37	2.86	13.90	V
Middle	1660	-67.98	-13	-54.98	-74.95	1.58	10.70	H
	2490	-65.45	-13	-52.45	-73.70	2.102	12.50	H
	3318	-63.62	-13	-50.62	-72.51	2.856	13.90	H
	1660	-67.80	-13	-54.80	-74.77	1.58	10.70	V
	2490	-64.87	-13	-51.87	-73.12	2.10	12.50	V
	3318	-63.66	-13	-50.66	-72.55	2.86	13.90	V
Highest	1670	-68.68	-13	-55.68	-75.65	1.58	10.70	H
	2504	-65.73	-13	-52.73	-73.98	2.102	12.50	H
	3342	-63.50	-13	-50.50	-72.39	2.856	13.90	H
	1670	-67.84	-13	-54.84	-74.81	1.58	10.70	V
	2504	-65.16	-13	-52.16	-73.41	2.10	12.50	V
	3342	-63.59	-13	-50.59	-72.48	2.86	13.90	V

Remark: Spurious emissions within 30-1000MHz were found more than 20dB below limit line.



LTE Band 66 / 20MHz / QPSK								
Channel	Frequency (MHz)	EIRP (dBm)	Limit (dBm)	Over Limit (dB)	S.G. Power (dBm)	TX Cable loss (dB)	TX Antenna Gain (dBi)	Polarization (H/V)
Lowest	3423	-60.52	-13	-47.52	-71.26	2.604	13.34	H
	5133	-56.16	-13	-43.16	-66.67	3.011	13.52	H
	6840	-51.55	-13	-38.55	-61.75	3.271	13.47	H
	3423	-60.59	-13	-47.59	-71.33	2.604	13.34	V
	5133	-56.03	-13	-43.03	-66.54	3.011	13.52	V
	6840	-51.53	-13	-38.53	-61.73	3.271	13.47	V
Middle	3471	-60.06	-13	-47.06	-70.80	2.604	13.34	H
	5208	-54.77	-13	-41.77	-65.28	3.011	13.52	H
	6948	-51.58	-13	-38.58	-61.78	3.271	13.47	H
	3471	-60.35	-13	-47.35	-71.09	2.604	13.34	V
	5208	-54.42	-13	-41.42	-64.93	3.011	13.52	V
	6948	-51.37	-13	-38.37	-61.57	3.271	13.47	V
Highest	3522	-60.17	-13	-47.17	-70.91	2.604	13.34	H
	5283	-55.94	-13	-42.94	-66.45	3.011	13.52	H
	7044	-51.12	-13	-38.12	-61.32	3.271	13.47	H
	3522	-60.13	-13	-47.13	-70.87	2.604	13.34	V
	5283	-55.72	-13	-42.72	-66.23	3.011	13.52	V
	7044	-50.54	-13	-37.54	-60.74	3.271	13.47	V

Remark: Spurious emissions within 30-1000MHz were found more than 20dB below limit line.



LTE Band 71 / 20MHz / QPSK								
Channel	Frequency (MHz)	ERP (dBm)	Limit (dBm)	Over Limit (dB)	S.G. Power (dBm)	TX Cable loss (dB)	TX Antenna Gain (dBi)	Polarization (H/V)
Lowest	1328	-69.81	-13	-56.81	-71.56	1.02	4.92	H
	1992	-68.22	-13	-55.22	-70.19	1.27	5.39	H
	2656	-65.82	-13	-52.82	-68.75	1.49	6.57	H
	3318	-64.61	-13	-51.61	-68.01	1.73	7.28	H
	1328	-69.39	-13	-56.39	-71.14	1.02	4.92	V
	1992	-67.73	-13	-54.73	-69.70	1.27	5.39	V
	2656	-64.97	-13	-51.97	-67.90	1.49	6.57	V
	3318	-63.87	-13	-50.87	-67.27	1.73	7.28	V
Middle	1348	-68.49	-13	-55.49	-70.24	1.02	4.92	H
	2022	-67.60	-13	-54.60	-69.57	1.27	5.39	H
	2696	-65.22	-13	-52.22	-68.15	1.49	6.57	H
	3372	-64.32	-13	-51.32	-67.72	1.73	7.28	H
	1348	-68.43	-13	-55.43	-70.18	1.02	4.92	V
	2022	-67.32	-13	-54.32	-69.29	1.27	5.39	V
	2696	-65.34	-13	-52.34	-68.27	1.49	6.57	V
	3372	-64.30	-13	-51.30	-67.70	1.73	7.28	V
Highest	1358	-69.31	-13	-56.31	-71.06	1.02	4.92	H
	2038	-67.70	-13	-54.70	-69.67	1.27	5.39	H
	2716	-66.05	-13	-53.05	-68.98	1.49	6.57	H
	3396	-64.35	-13	-51.35	-67.75	1.73	7.28	H
	1358	-68.74	-13	-55.74	-70.49	1.02	4.92	V
	2038	-67.74	-13	-54.74	-69.71	1.27	5.39	V
	2716	-65.96	-13	-52.96	-68.89	1.49	6.57	V
	3396	-64.69	-13	-51.69	-68.09	1.73	7.28	V

Remark: Spurious emissions within 30-1000MHz were found more than 20dB below limit line.