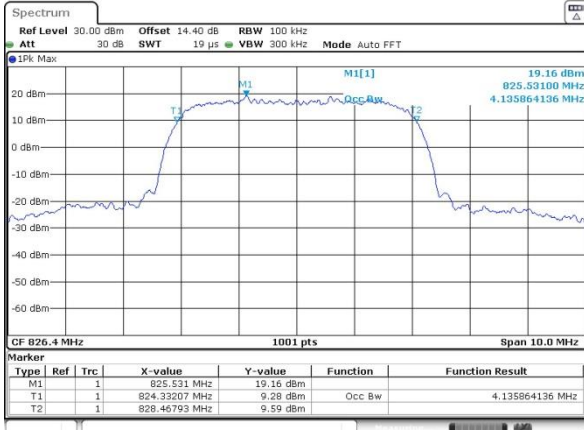




WCDMA Band V (RMC 12.2Kbps)

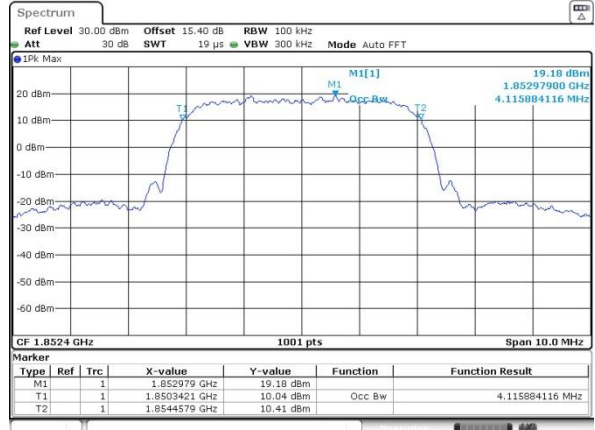
Lowest Channel



Date: 3 JUL 2020 02:58:20

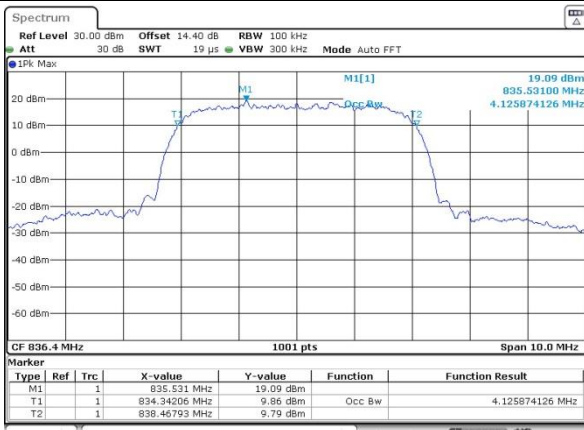
WCDMA Band II (RMC 12.2Kbps)

Lowest Channel



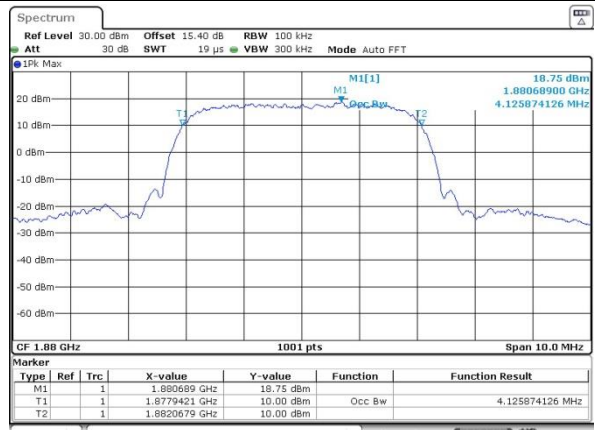
Date: 3 JUL 2020 03:06:15

Middle Channel



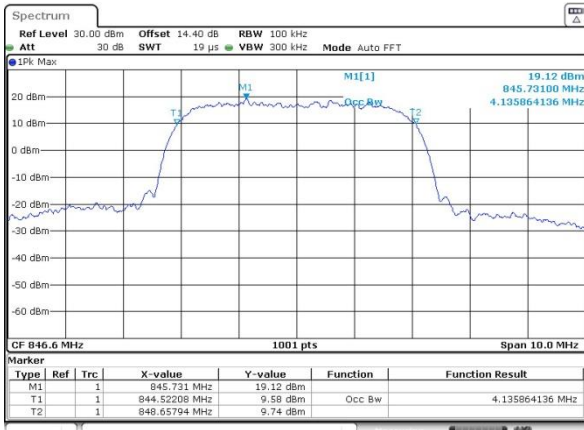
Date: 3 JUL 2020 02:58:43

Middle Channel



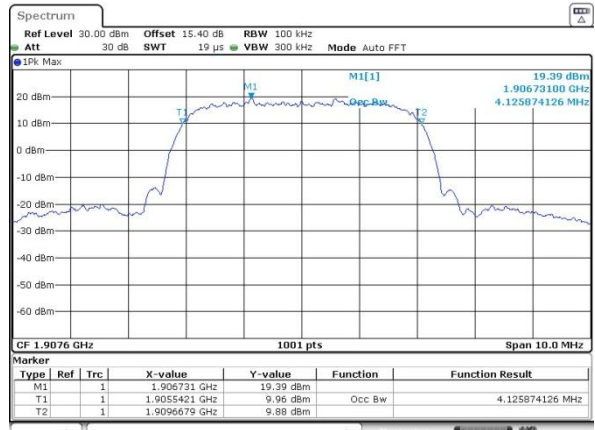
Date: 3 JUL 2020 03:06:32

Highest Channel

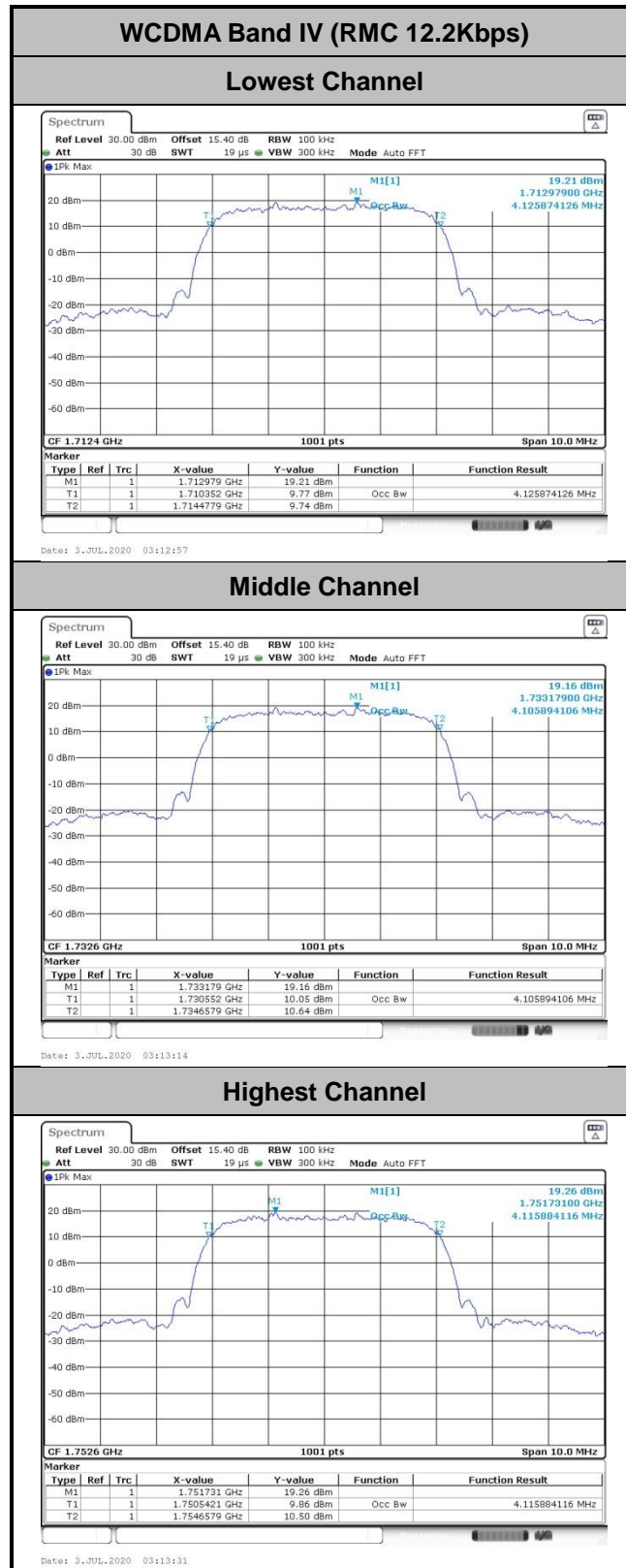


Date: 3 JUL 2020 02:59:04

Highest Channel

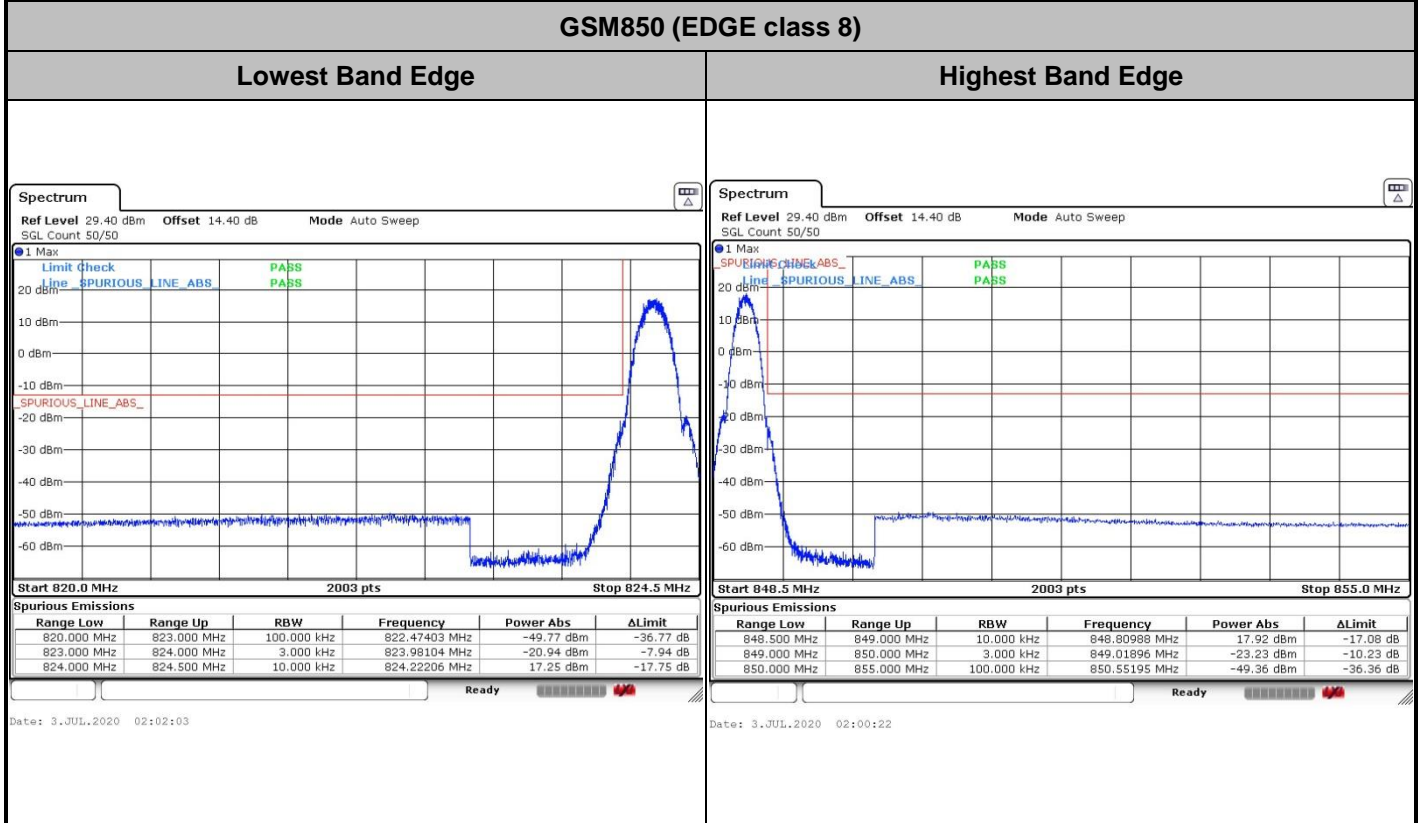
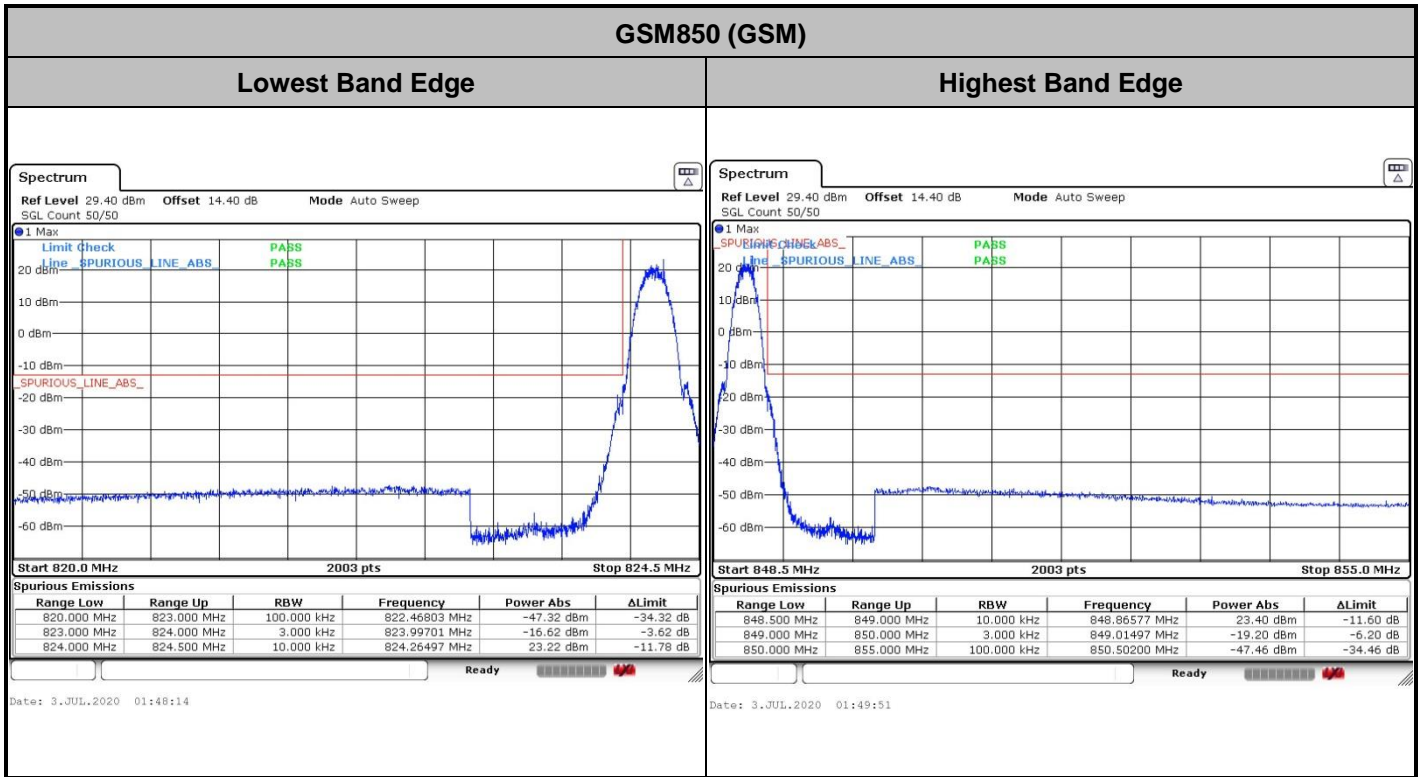


Date: 3 JUL 2020 03:06:56





Conducted Band Edge

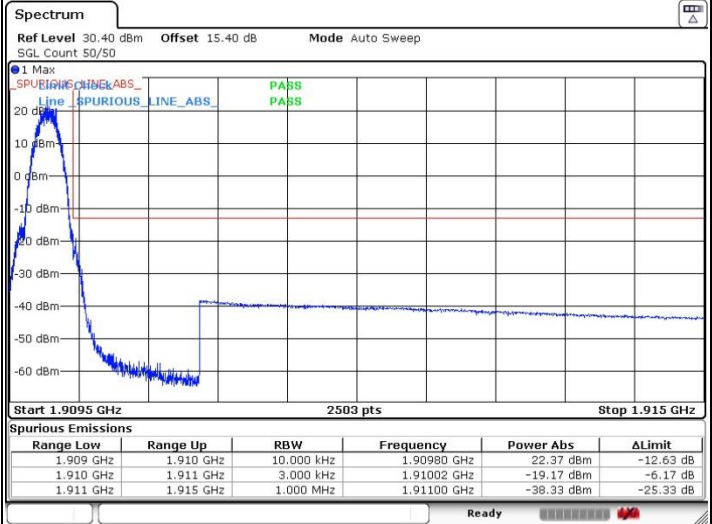
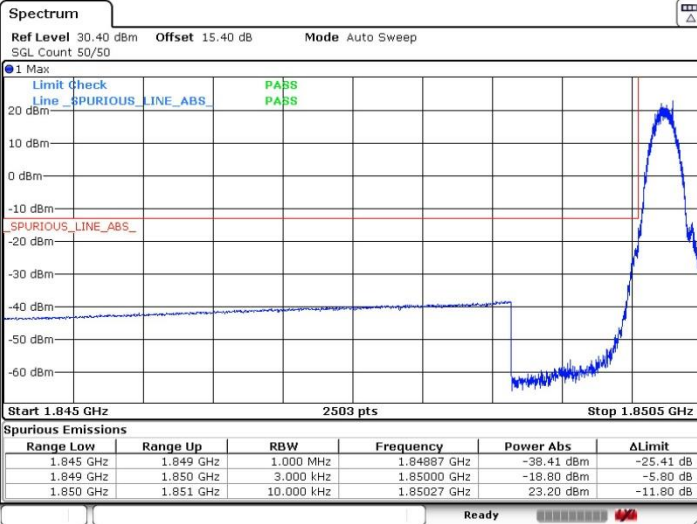




GSM1900 (GSM)

Lowest Band Edge

Highest Band Edge



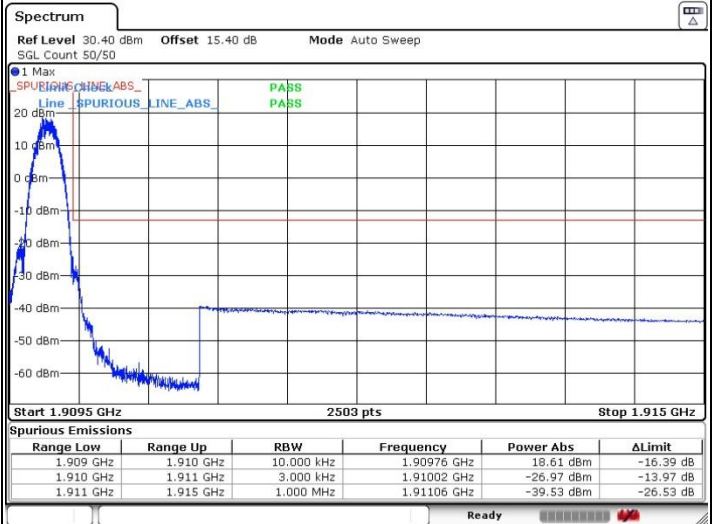
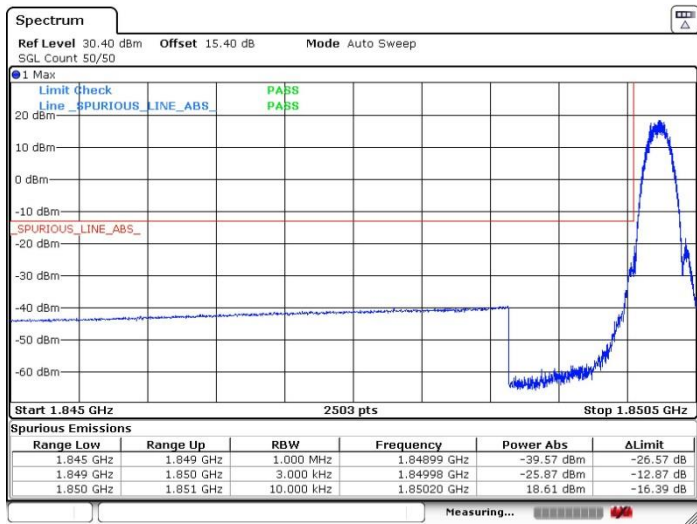
Date: 3.JUL.2020 02:33:44

Date: 3.JUL.2020 02:11:57

GSM1900 (EDGE class 8)

Lowest Band Edge

Highest Band Edge

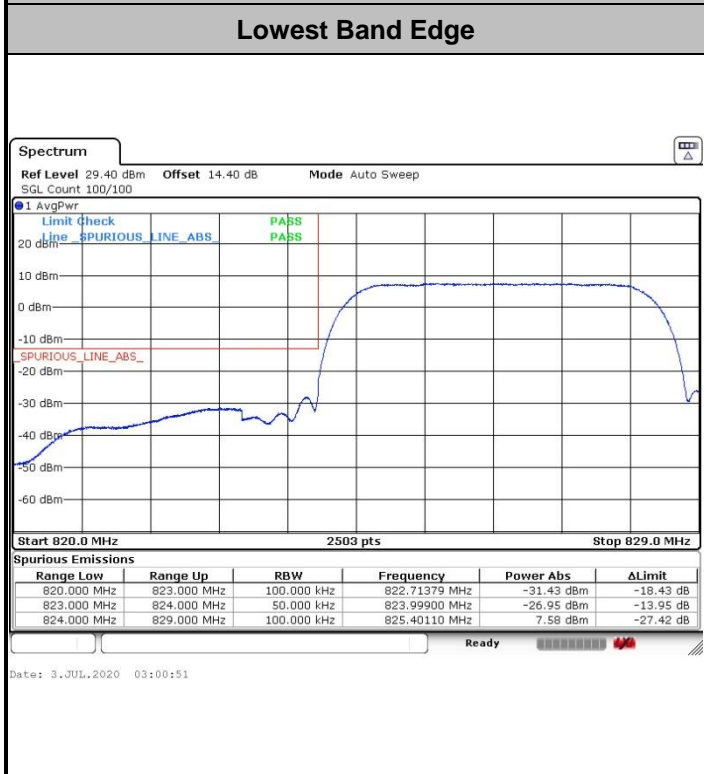


Date: 3.JUL.2020 02:44:08

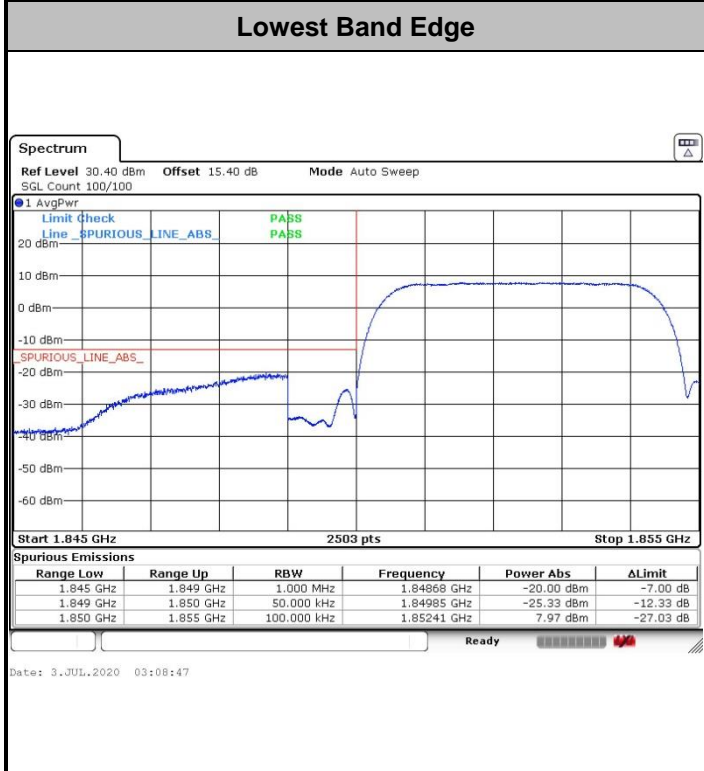
Date: 3.JUL.2020 02:42:28

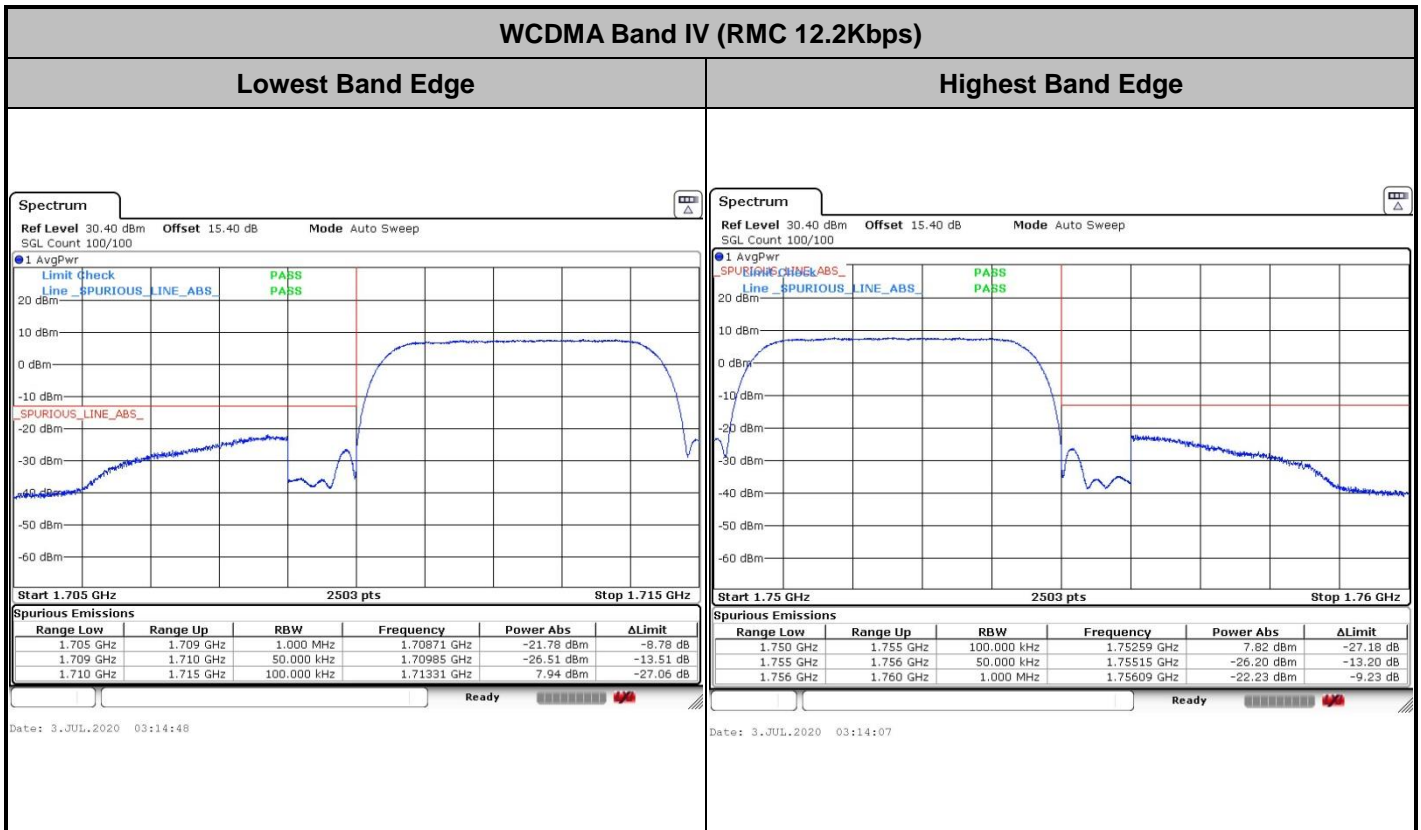


WCDMA Band V (RMC 12.2Kbps)



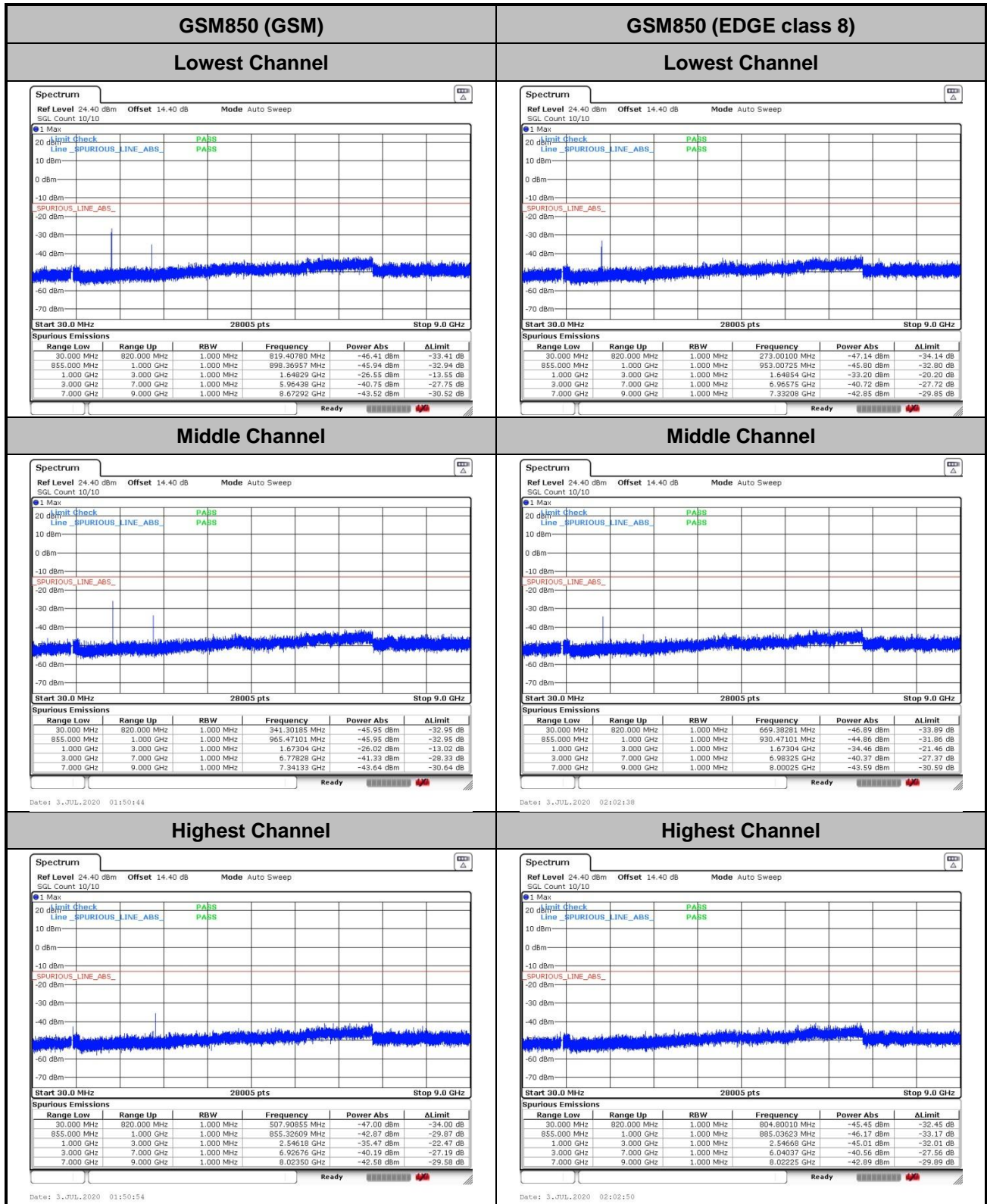
WCDMA Band II (RMC 12.2Kbps)







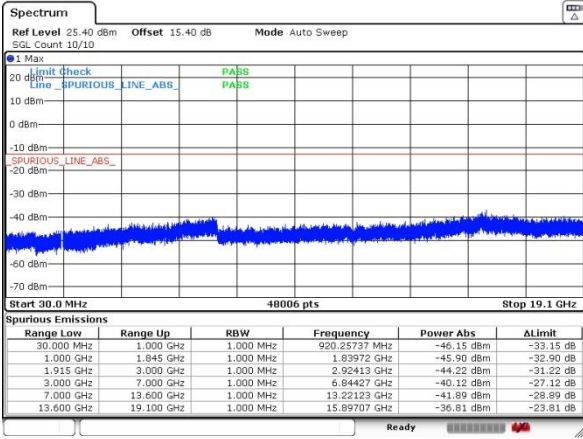
Conducted Spurious Emission





GSM1900 (GSM)

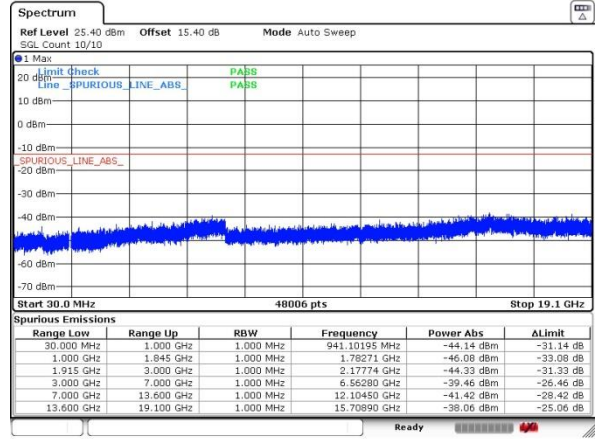
Lowest Channel



Date: 3..JUL.2020 02:14:21

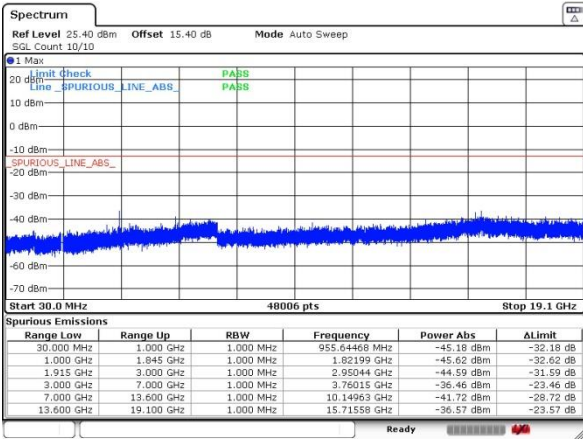
GSM1900 (EDGE class 8)

Lowest Channel



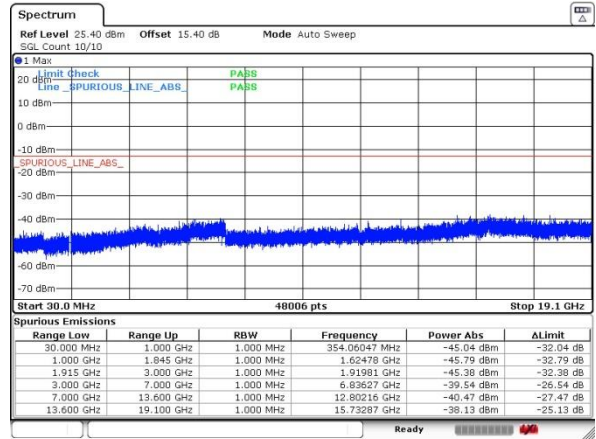
Date: 3..JUL.2020 02:44:35

Middle Channel



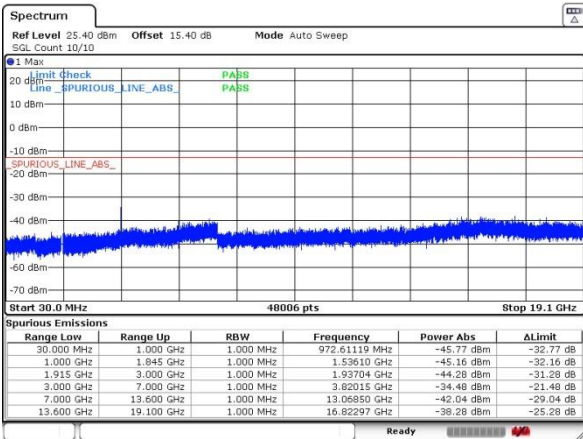
Date: 3..JUL.2020 02:14:36

Middle Channel



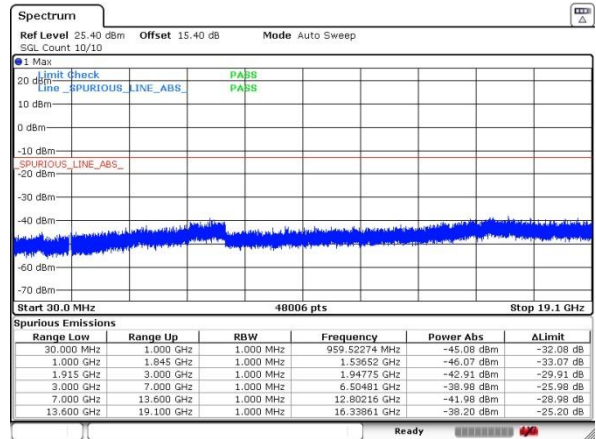
Date: 3..JUL.2020 02:44:50

Highest Channel



Date: 3..JUL.2020 02:14:51

Highest Channel

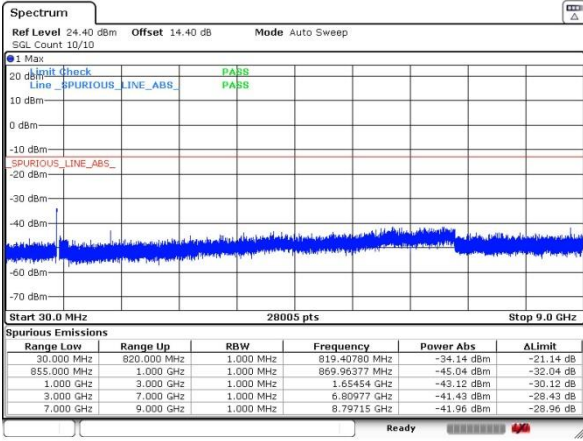


Date: 3..JUL.2020 02:45:11



WCDMA Band V (RMC 12.2Kbps)

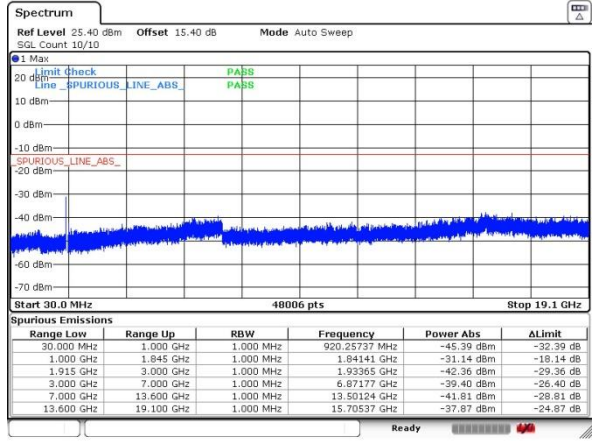
Lowest Channel



Date: 3..JUL.2020 03:01:15

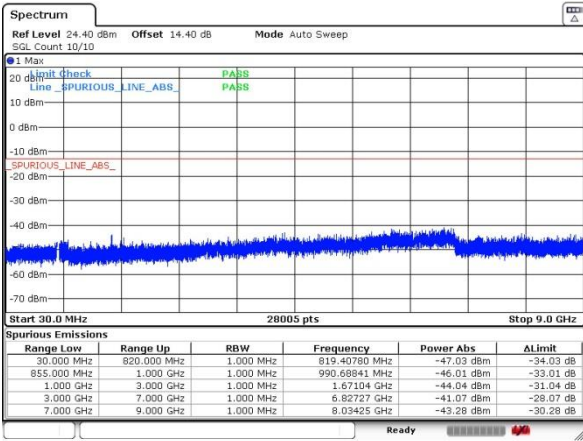
WCDMA Band II (RMC 12.2Kbps)

Lowest Channel



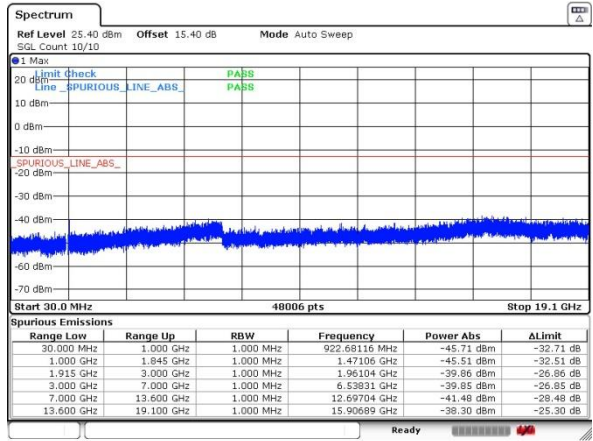
Date: 3..JUL.2020 03:09:18

Middle Channel



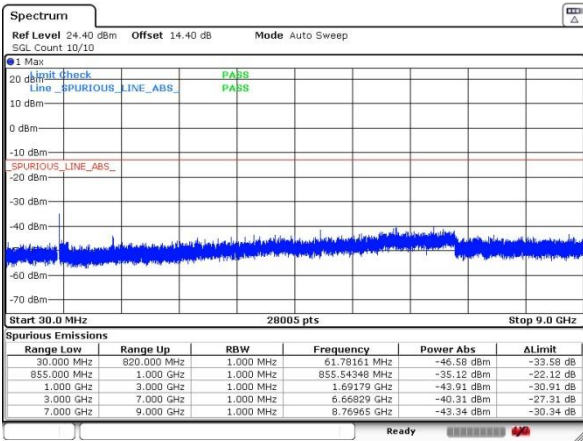
Date: 3..JUL.2020 03:01:30

Middle Channel



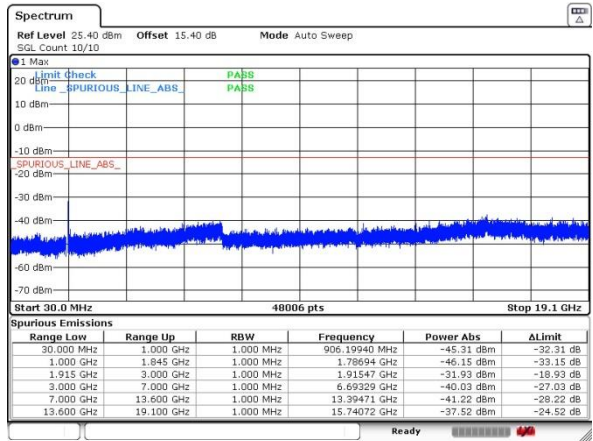
Date: 3..JUL.2020 03:09:40

Highest Channel

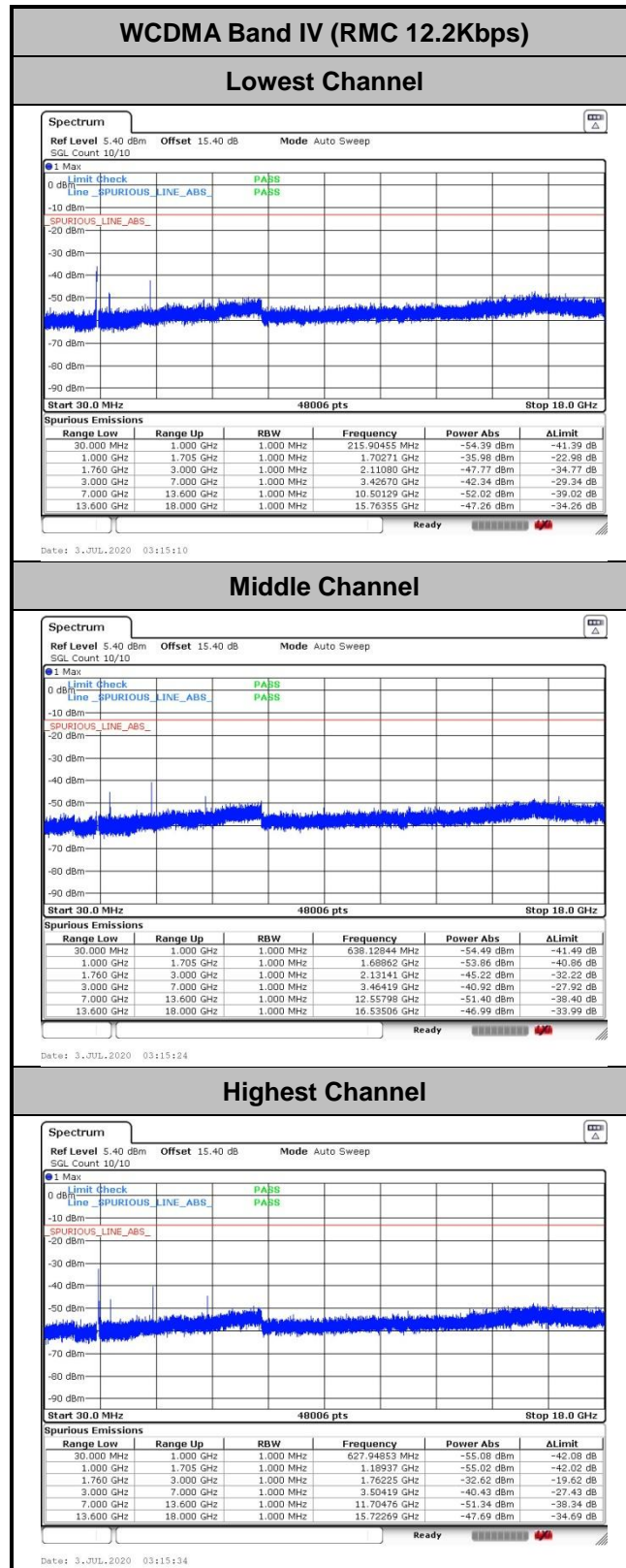


Date: 3..JUL.2020 03:01:45

Highest Channel



Date: 3..JUL.2020 03:09:52





Frequency Stability

Test Conditions	Middle Channel	GSM850 (GSM)	GSM850 (EDGE class 8)	Limit 2.5ppm
Temperature (°C)	Voltage (Volt)	Deviation (ppm)		Result
50	Normal Voltage	0.0108	0.0000	PASS
40	Normal Voltage	0.0000	0.0060	
30	Normal Voltage	0.0084	0.0167	
20(Ref.)	Normal Voltage	0.0000	0.0000	
10	Normal Voltage	0.0012	0.0096	
0	Normal Voltage	0.0000	0.0060	
-10	Normal Voltage	0.0024	0.0096	
-20	Normal Voltage	0.0108	0.0155	
-30	Normal Voltage	0.0072	0.0096	
20	Maximum Voltage	0.0084	0.0060	
20	Normal Voltage	0.0036	0.0263	
20	Battery End Point	0.0060	0.0012	

Note: Normal Voltage = 3.85V ; Battery End Point (BEP) =3.65V. ; Maximum Voltage =4.4 V



Test Conditions	Middle Channel	GSM1900 (GSM)	GSM1900 (EDGE class 8)	Limit Note 2.
Temperature (°C)	Voltage (Volt)	Deviation (ppm)		Result
50	Normal Voltage	0.0016	0.0101	PASS
40	Normal Voltage	0.0016	0.0149	
30	Normal Voltage	0.0128	0.0011	
20(Ref.)	Normal Voltage	0.0000	0.0000	
10	Normal Voltage	0.0112	0.0053	
0	Normal Voltage	0.0069	0.0053	
-10	Normal Voltage	0.0080	0.0074	
-20	Normal Voltage	0.0016	0.0043	
-30	Normal Voltage	0.0053	0.0101	
20	Maximum Voltage	0.0074	0.0064	
20	Normal Voltage	0.0053	0.0133	
20	Battery End Point	0.0048	0.0027	

Note:

1. Normal Voltage = 3.85V. ; Battery End Point (BEP) =3.65V. ; Maximum Voltage =4.4 V
2. The frequency fundamental emissions stay within the authorized frequency block based on the frequency deviation measured is small.



Test Conditions	Middle Channel	WCDMA Band V (RMC 12.2KbpsRMC 12.2Kbps)	Limit 2.5ppm
Temperature (°C)	Voltage (Volt)	Deviation (ppm)	Result
50	Normal Voltage	0.0000	PASS
40	Normal Voltage	0.0287	
30	Normal Voltage	0.0060	
20(Ref.)	Normal Voltage	0.0000	
10	Normal Voltage	0.0251	
0	Normal Voltage	0.0323	
-10	Normal Voltage	0.0036	
-20	Normal Voltage	0.0323	
-30	Normal Voltage	0.0012	
20	Maximum Voltage	0.0215	
20	Normal Voltage	0.0383	
20	Battery End Point	0.0060	

Note: Normal Voltage = 3.85V. ; Battery End Point (BEP) =3.65V. ; Maximum Voltage =4.4 V



Test Conditions	Middle Channel	WCDMA Band II (RMC 12.2Kbps)	Limit Note 2.
Temperature (°C)	Voltage (Volt)	Deviation (ppm)	Result
50	Normal Voltage	0.0085	PASS
40	Normal Voltage	0.0016	
30	Normal Voltage	0.0000	
20(Ref.)	Normal Voltage	0.0000	
10	Normal Voltage	0.0096	
0	Normal Voltage	0.0048	
-10	Normal Voltage	0.0037	
-20	Normal Voltage	0.0037	
-30	Normal Voltage	0.0096	
20	Maximum Voltage	0.0048	
20	Normal Voltage	0.0053	
20	Battery End Point	0.0064	

Note:

1. Normal Voltage = 3.85V ; Battery End Point (BEP) =3.65V ; Maximum Voltage =4.4V
2. The frequency fundamental emissions stay within the authorized frequency block based on the frequency deviation measured is small.



Test Conditions	Middle Channel	WCDMA Band IV (RMC 12.2Kbps)	Limit Note 2.
Temperature (°C)	Voltage (Volt)	Deviation (ppm)	Result
50	Normal Voltage	0.0023	PASS
40	Normal Voltage	0.0035	
30	Normal Voltage	0.0023	
20(Ref.)	Normal Voltage	0.0000	
10	Normal Voltage	0.0023	
0	Normal Voltage	0.0058	
-10	Normal Voltage	0.0029	
-20	Normal Voltage	0.0110	
-30	Normal Voltage	0.0058	
20	Maximum Voltage	0.0023	
20	Normal Voltage	0.0046	
20	Battery End Point	0.0040	

Note:

1. Normal Voltage = 3.85V. ; Battery End Point (BEP) =3.65 V. ; Maximum Voltage =4.4V
2. The frequency fundamental emissions stay within the authorized frequency block based on the frequency deviation measured is small.



Appendix B. Test Results of Radiated Test

Radiated Spurious Emission

GSM850 (GSM)								
Channel	Frequency (MHz)	ERP (dBm)	Limit (dBm)	Over Limit (dB)	S.G. Power (dBm)	TX Cable loss (dB)	TX Antenna Gain (dBi)	Polarization (H/V)
Middle	1672	-56.71	-13	-43.71	-63.68	1.58	10.70	H
	2510	-45.13	-13	-32.13	-53.38	2.102	12.50	H
	3348	-62.19	-13	-49.19	-71.08	2.856	13.90	H
	4182	-52.28	-13	-39.28	-60.74	2.689	13.30	H
	1672	-57.88	-13	-44.88	-64.85	1.58	10.70	V
	2510	-46.79	-13	-33.79	-55.04	2.10	12.50	V
	3348	-61.31	-13	-48.31	-70.20	2.86	13.90	V
	4182	-49.94	-13	-36.94	-58.40	2.69	13.30	V

Remark: Spurious emissions within 30-1000MHz were found more than 20dB below limit line.

GSM850 (EDGE class 8)								
Channel	Frequency (MHz)	ERP (dBm)	Limit (dBm)	Over Limit (dB)	S.G. Power (dBm)	TX Cable loss (dB)	TX Antenna Gain (dBi)	Polarization (H/V)
Middle	1672	-56.51	-13	-43.51	-63.48	1.58	10.70	H
	2510	-46.08	-13	-33.08	-54.33	2.102	12.50	H
	3348	-62.07	-13	-49.07	-70.96	2.856	13.90	H
	4182	-53.09	-13	-40.09	-61.55	2.689	13.30	H
	1672	-58.12	-13	-45.12	-65.09	1.58	10.70	V
	2510	-47.00	-13	-34.00	-55.25	2.10	12.50	V
	3348	-60.67	-13	-47.67	-69.56	2.86	13.90	V
	4182	-50.01	-13	-37.01	-58.47	2.69	13.30	V

Remark: Spurious emissions within 30-1000MHz were found more than 20dB below limit line.



GSM1900 (GSM)								
Channel	Frequency (MHz)	EIRP (dBm)	Limit (dBm)	Over Limit (dB)	S.G. Power (dBm)	TX Cable loss (dB)	TX Antenna Gain (dBi)	Polarization (H/V)
Middle	3759	-48.55	-13	-35.55	-60.81	2.641	14.90	H
	5640	-49.86	-13	-36.86	-61.72	2.94	14.80	H
	7524	-48.52	-13	-35.52	-58.29	3.39	13.16	H
	3759	-55.13	-13	-42.13	-67.39	2.64	14.90	V
	5640	-45.62	-13	-32.62	-57.48	2.94	14.80	V
	7524	-47.90	-13	-34.90	-57.67	3.39	13.16	V

Remark: Spurious emissions within 30-1000MHz were found more than 20dB below limit line.

GSM1900 (EDGE class 8)								
Channel	Frequency (MHz)	EIRP (dBm)	Limit (dBm)	Over Limit (dB)	S.G. Power (dBm)	TX Cable loss (dB)	TX Antenna Gain (dBi)	Polarization (H/V)
Middle	3759	-50.14	-13	-37.14	-62.40	2.641	14.90	H
	5640	-50.15	-13	-37.15	-62.01	2.94	14.80	H
	7524	-48.36	-13	-35.36	-58.13	3.39	13.16	H
	3759	-54.06	-13	-41.06	-66.32	2.64	14.90	V
	5640	-46.12	-13	-33.12	-57.98	2.94	14.80	V
	7524	-47.97	-13	-34.97	-57.74	3.39	13.16	V

Remark: Spurious emissions within 30-1000MHz were found more than 20dB below limit line.

WCDMA Band V(RMC 12.2Kbps)								
Channel	Frequency (MHz)	ERP (dBm)	Limit (dBm)	Over Limit (dB)	S.G. Power (dBm)	TX Cable loss (dB)	TX Antenna Gain (dBi)	Polarization (H/V)
Middle	1672	-66.63	-13	-53.63	-73.60	1.58	10.70	H
	2510	-64.00	-13	-51.00	-72.25	2.102	12.50	H
	3348	-62.93	-13	-49.93	-71.82	2.856	13.90	H
	1672	-66.83	-13	-53.83	-73.80	1.58	10.70	V
	2510	-63.75	-13	-50.75	-72.00	2.10	12.50	V
	3348	-62.98	-13	-49.98	-71.87	2.86	13.90	V

Remark: Spurious emissions within 30-1000MHz were found more than 20dB below limit line.



WCDMA Band II(RMC 12.2Kbps)								
Channel	Frequency (MHz)	EIRP (dBm)	Limit (dBm)	Over Limit (dB)	S.G. Power (dBm)	TX Cable loss (dB)	TX Antenna Gain (dBi)	Polarization (H/V)
Middle	3759	-57.22	-13	-44.22	-69.48	2.64	14.90	H
	5640	-53.29	-13	-40.29	-65.15	2.94	14.80	H
	7524	-48.55	-13	-35.55	-58.32	3.39	13.16	H
	3759	-57.05	-13	-44.05	-69.31	2.64	14.90	V
	5640	-54.05	-13	-41.05	-65.91	2.94	14.80	V
	7524	-48.15	-13	-35.15	-57.92	3.39	13.16	V

Remark: Spurious emissions within 30-1000MHz were found more than 20dB below limit line.

WCDMA Band IV(RMC 12.2Kbps)								
Channel	Frequency (MHz)	EIRP (dBm)	Limit (dBm)	Over Limit (dB)	S.G. Power (dBm)	TX Cable loss (dB)	TX Antenna Gain (dBi)	Polarization (H/V)
Middle	3465	-59.93	-13	-46.93	-70.67	2.604	13.34	H
	5199	-55.14	-13	-42.14	-65.65	3.011	13.52	H
	6936	-50.71	-13	-37.71	-60.91	3.271	13.47	H
	3465	-60.30	-13	-47.30	-71.04	2.604	13.34	V
	5199	-55.05	-13	-42.05	-65.56	3.011	13.52	V
	6936	-50.30	-13	-37.30	-60.50	3.271	13.47	V

Remark: Spurious emissions within 30-1000MHz were found more than 20dB below limit line.