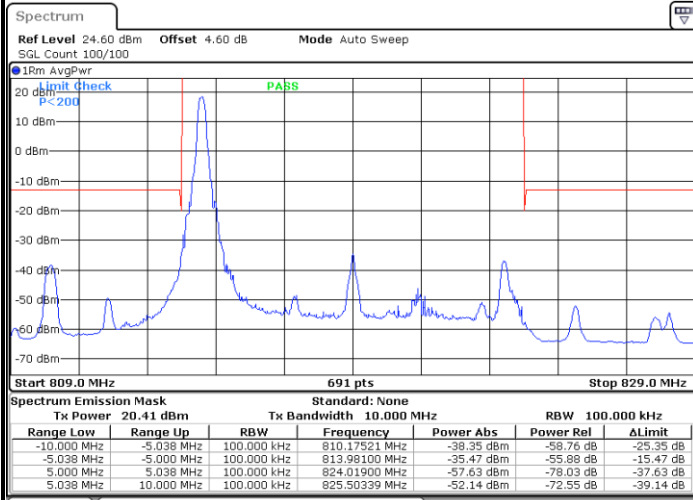




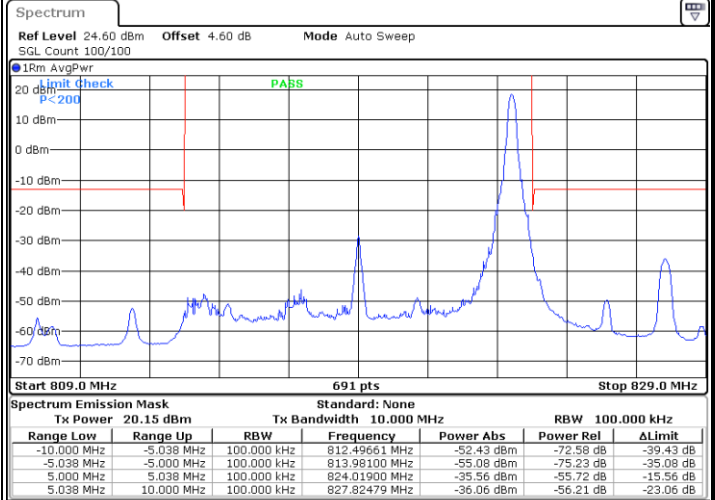
LTE Band 26 / 10MHz / 16QAM

Lowest Band Edge / 1 RB



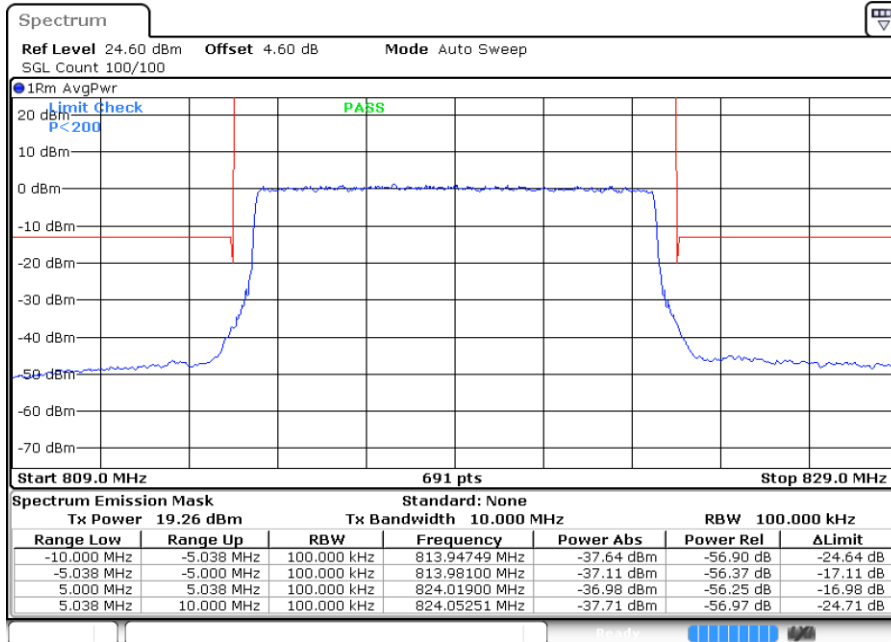
Date: 7.MAY.2020 05:49:40

Highest Band Edge / 1 RB



Date: 7.MAY.2020 05:56:27

Band Edge / Full RB



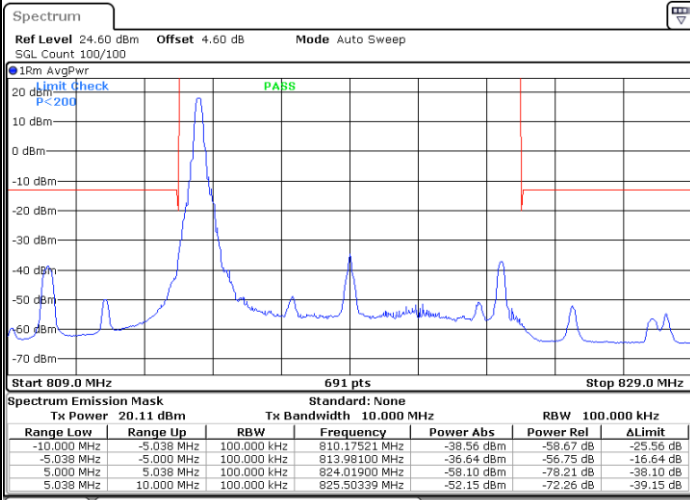
Date: 7.MAY.2020 05:53:03



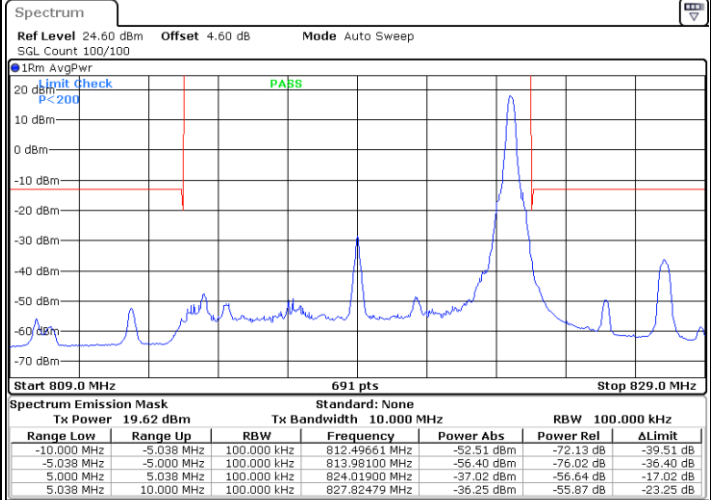
LTE Band 26 / 10MHz / 64QAM

Lowest Band Edge / 1 RB

Highest Band Edge / 1 RB

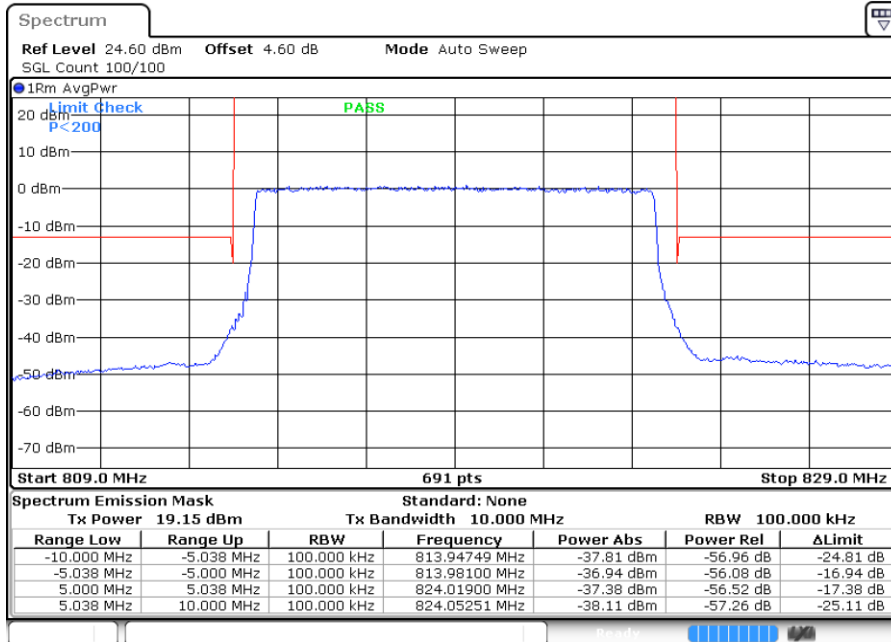


Date: 7.MAY.2020 05:51:56



Date: 7.MAY.2020 05:58:42

Band Edge / Full RB

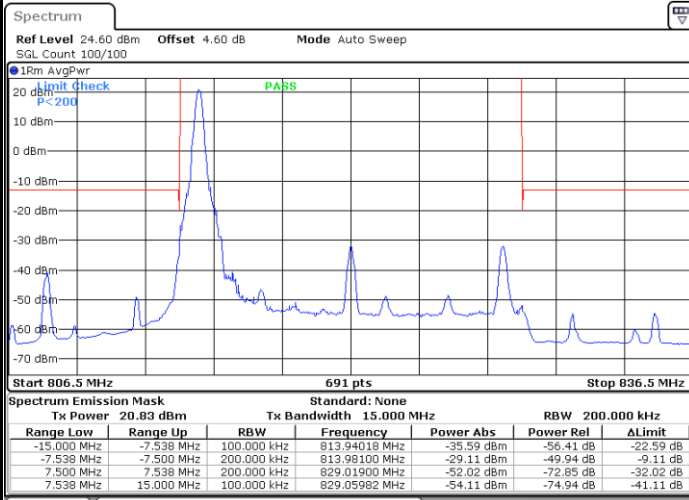


Date: 7.MAY.2020 05:55:19



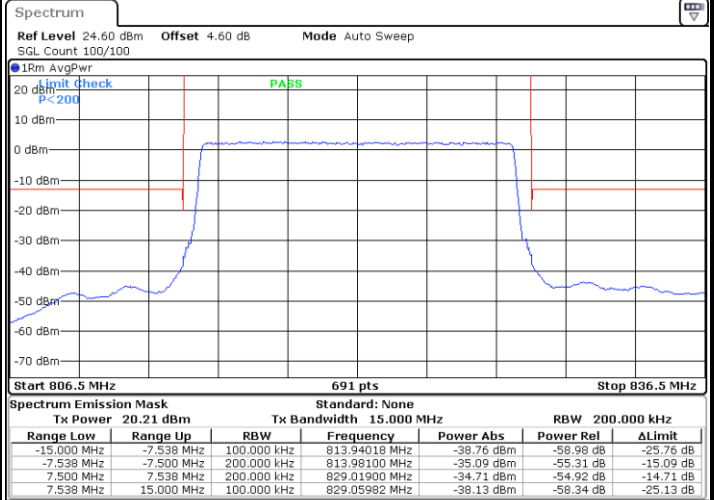
LTE Band 26 / 15MHz QPSK

Lowest Band Edge / 1 RB



Date: 7 MAY 2020 06:01:28

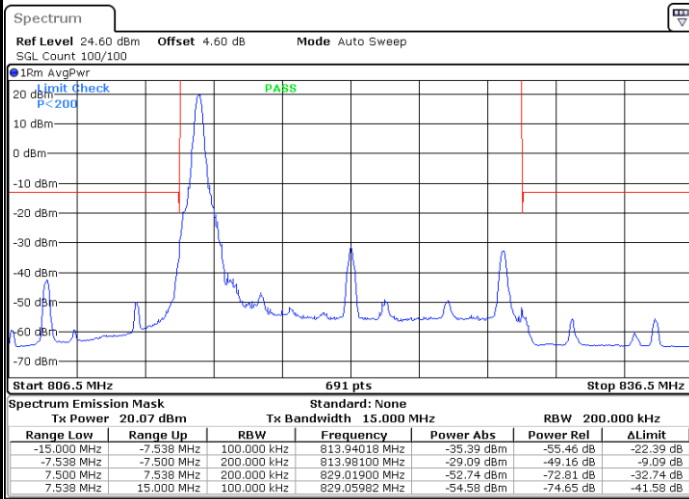
Lowest Band Edge / Full RB



Date: 7 MAY 2020 06:04:51

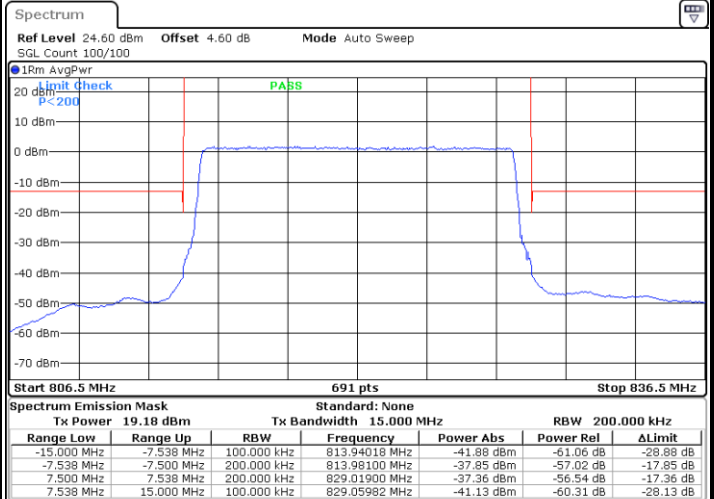
LTE Band 26 / 15MHz 16QAM

Lowest Band Edge / 1 RB



Date: 7 MAY 2020 06:00:20

Lowest Band Edge / Full RB



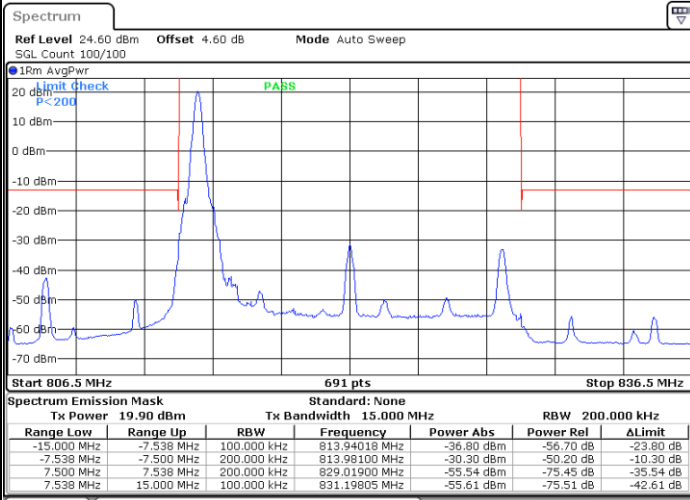
Date: 7 MAY 2020 06:03:43



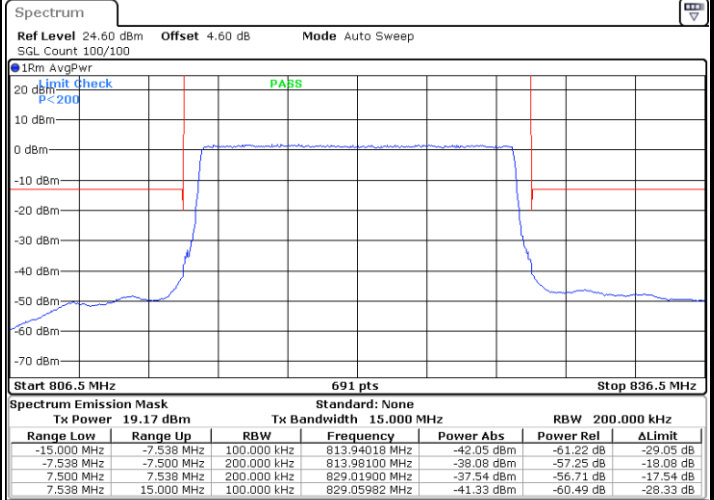
LTE Band 26 / 15MHz / 64QAM

Lowest Band Edge / 1 RB

Lowest Band Edge / Full RB



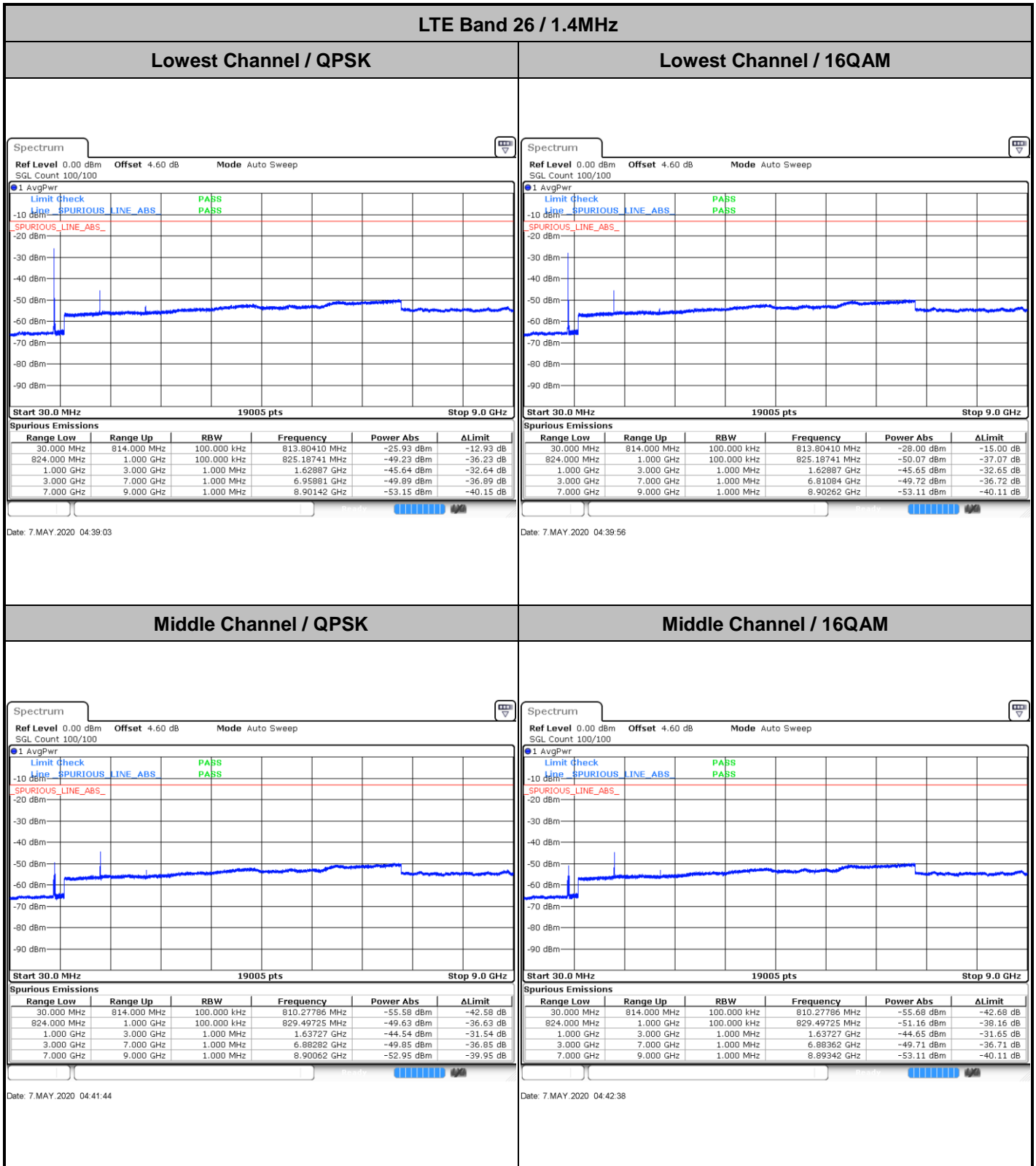
Date: 7 MAY 2020 06:02:35



Date: 7 MAY 2020 06:05:59



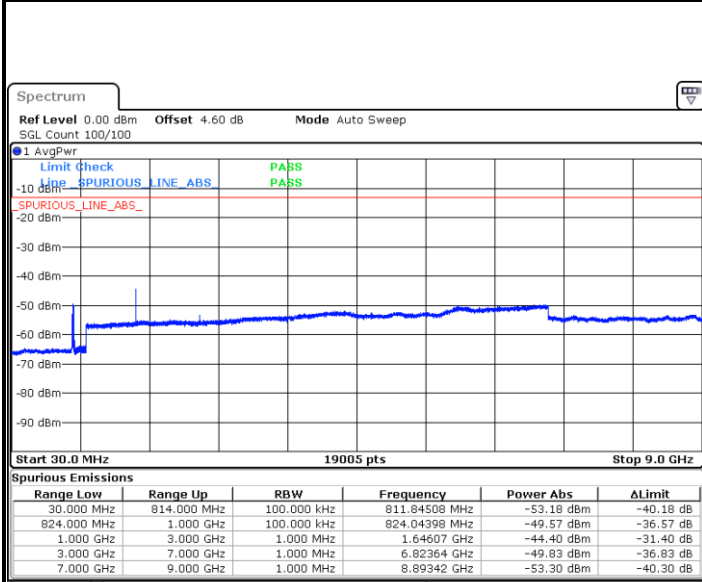
Conducted Spurious Emission





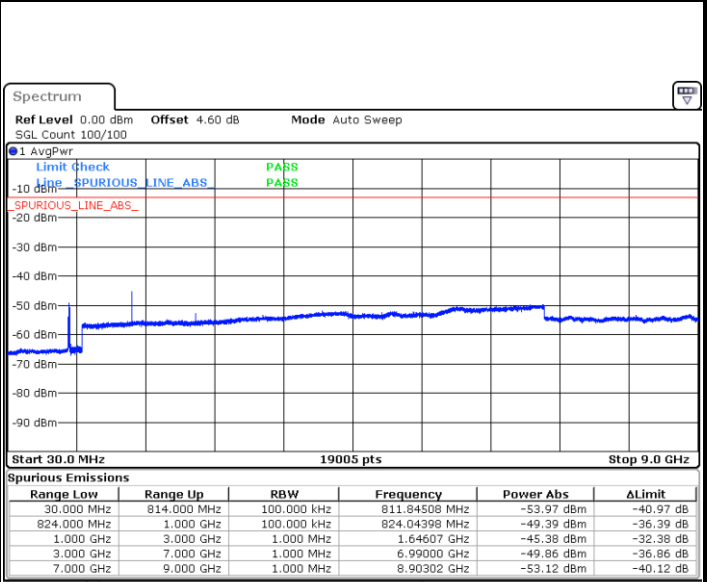
LTE Band 26 / 1.4MHz

Highest Channel / QPSK



Date: 7.MAY.2020 04:44:25

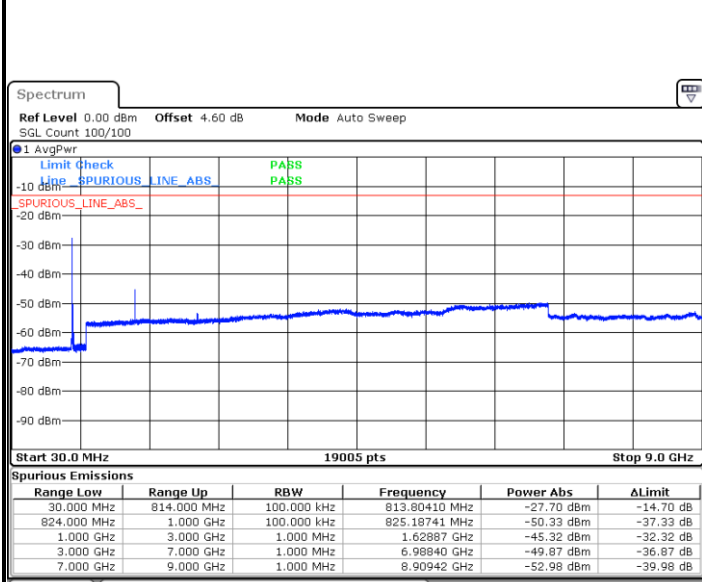
Highest Channel / 16QAM



Date: 7.MAY.2020 04:45:19

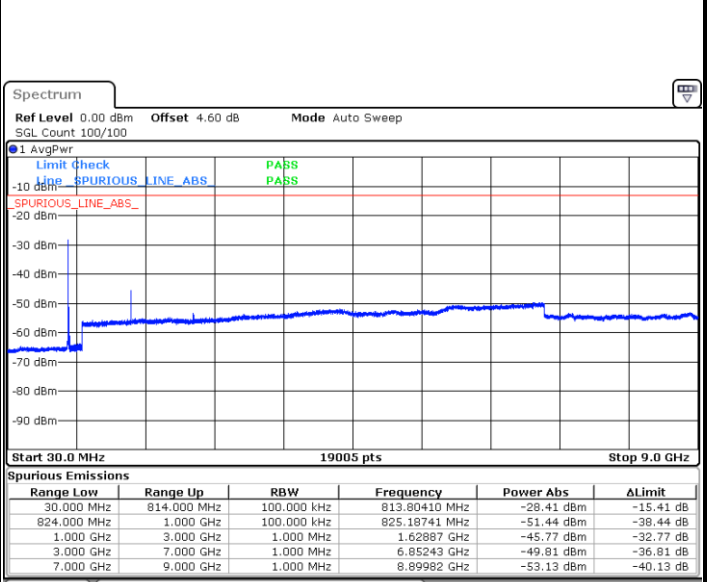
LTE Band 26 / 3MHz

Lowest Channel / QPSK



Date: 7.MAY.2020 05:02:19

Lowest Channel / 16QAM



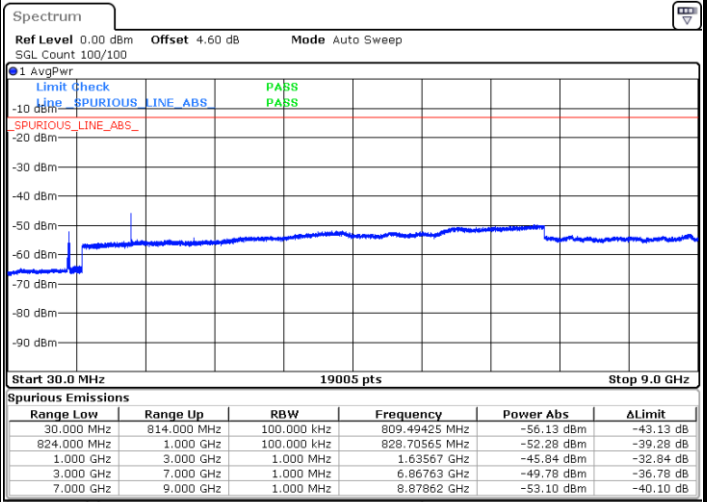
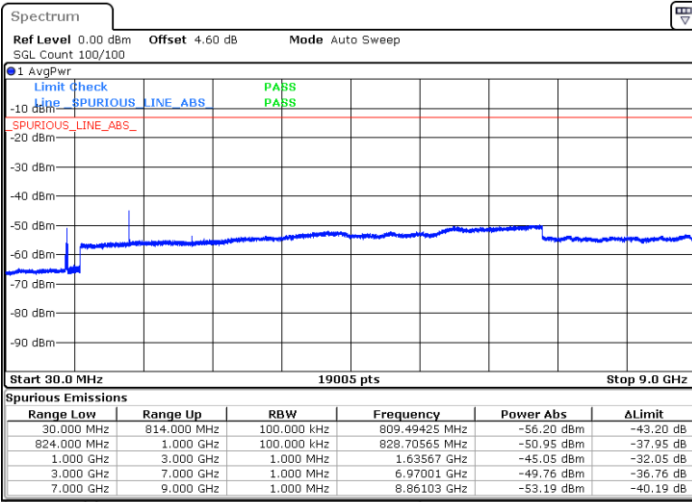
Date: 7.MAY.2020 05:03:13



LTE Band 26 / 3MHz

Middle Channel / QPSK

Middle Channel / 16QAM

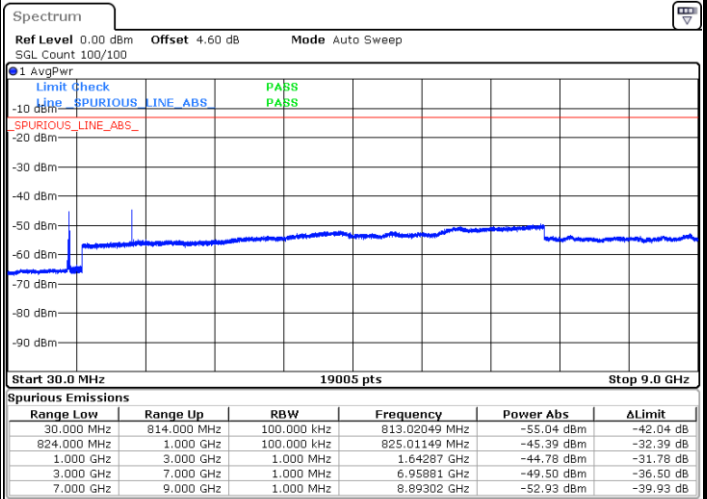
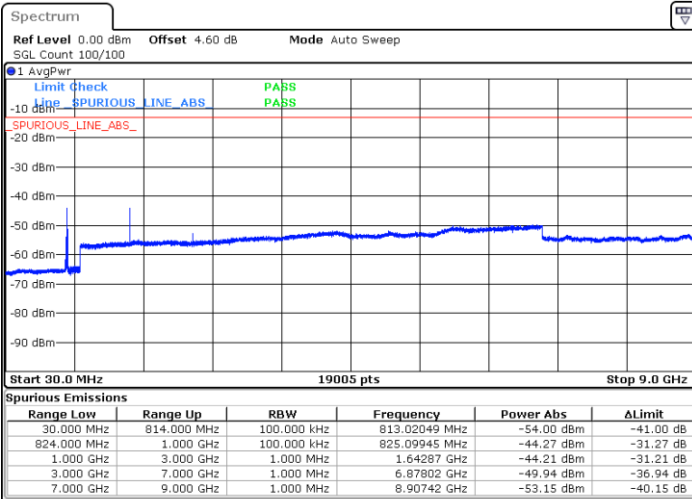


Date: 7.MAY.2020 05:05:01

Date: 7.MAY.2020 05:05:54

Highest Channel / QPSK

Highest Channel / 16QAM



Date: 7.MAY.2020 05:07:42

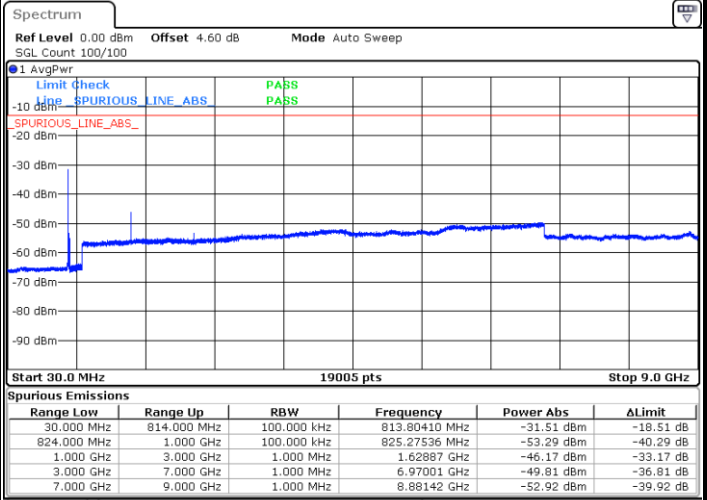
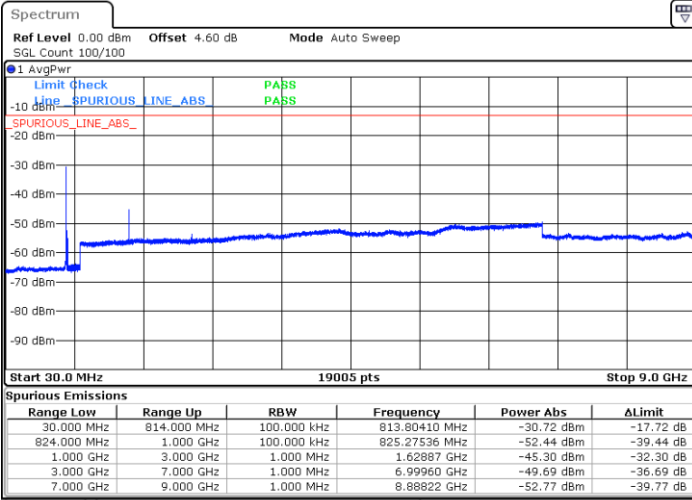
Date: 7.MAY.2020 05:08:36



LTE Band 26 / 5MHz

Lowest Channel / QPSK

Lowest Channel / 16QAM

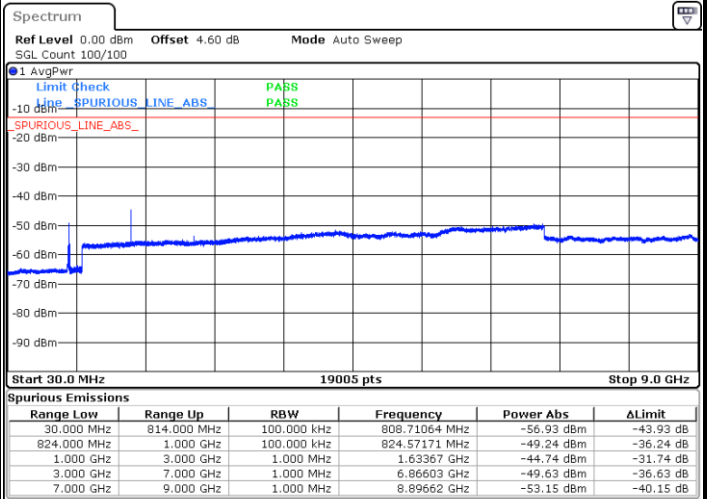
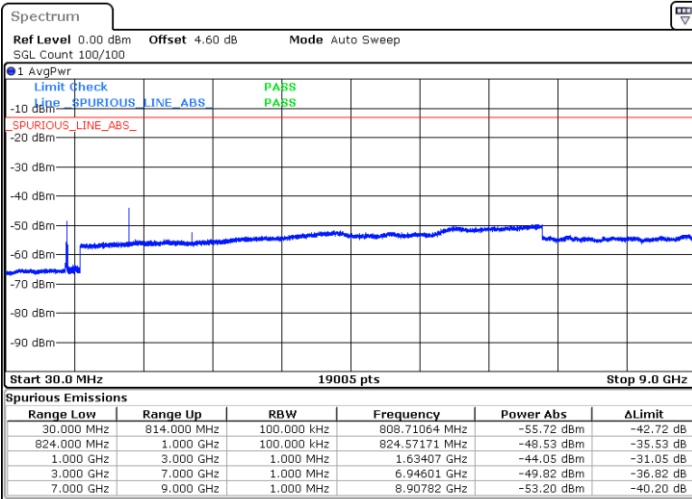


Date: 7.MAY.2020 05:25:27

Date: 7.MAY.2020 05:26:21

Middle Channel / QPSK

Middle Channel / 16QAM



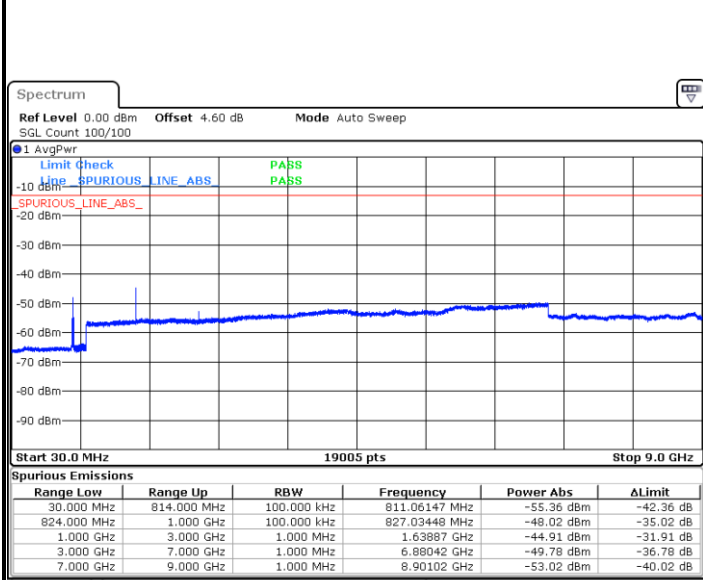
Date: 7.MAY.2020 05:27:19

Date: 7.MAY.2020 05:28:13



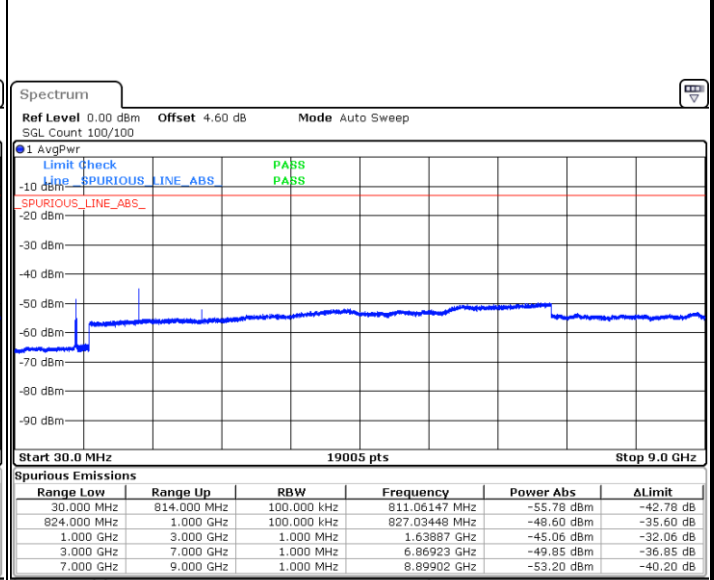
LTE Band 26 / 5MHz

Highest Channel / QPSK



Date: 7.MAY.2020 05:30:00

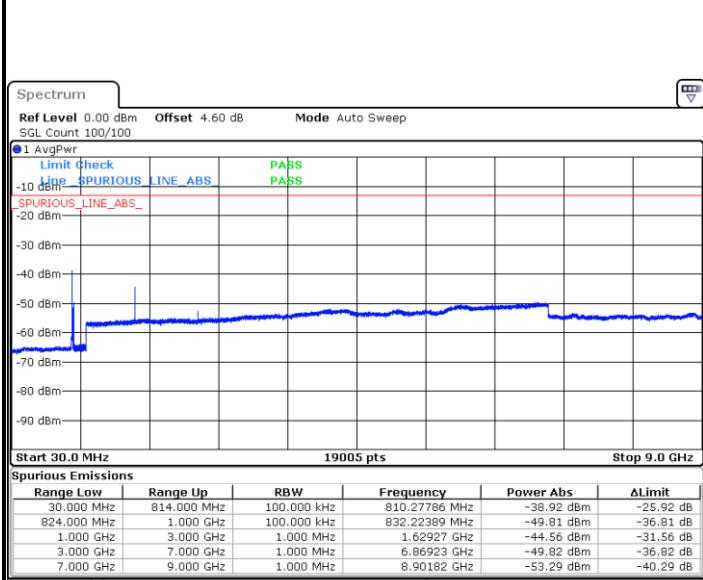
Highest Channel / 16QAM



Date: 7.MAY.2020 05:30:54

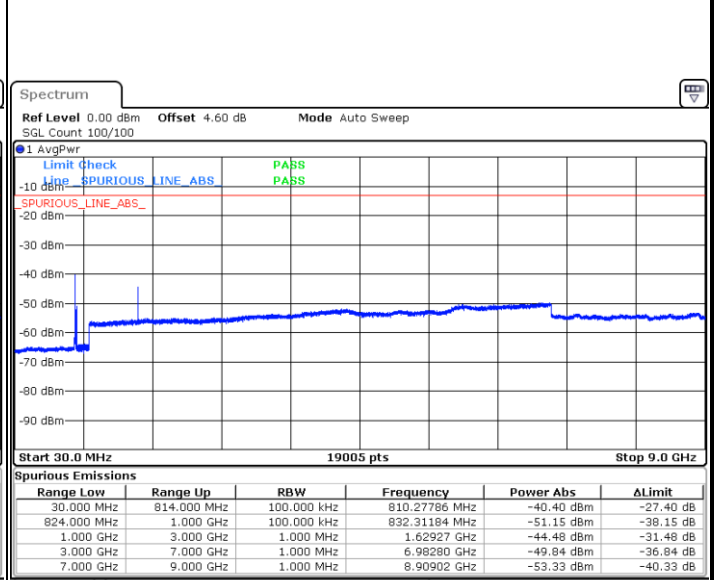
LTE Band 26 / 10MHz

Middle Channel / QPSK



Date: 7.MAY.2020 05:46:44

Middle Channel / 16QAM



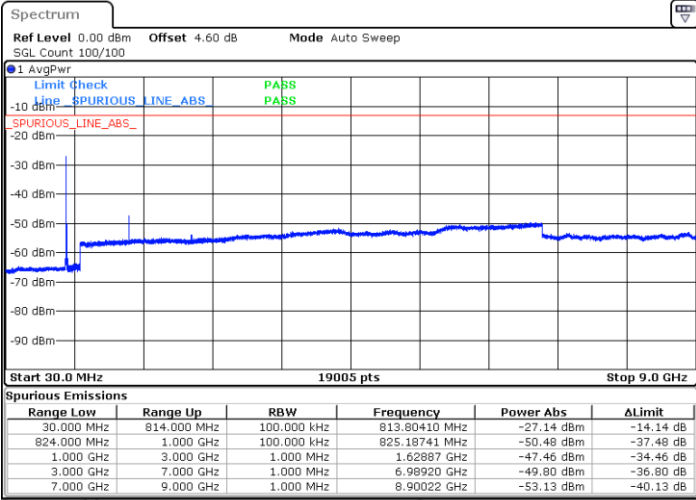
Date: 7.MAY.2020 05:47:38



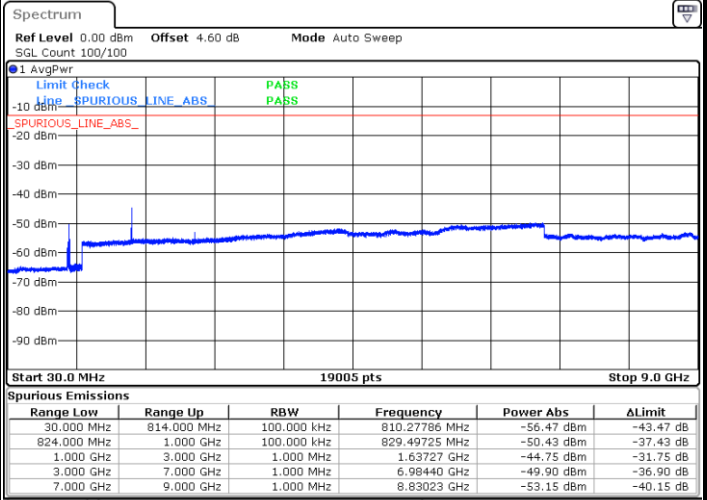
LTE Band 26 / 1.4MHz

Lowest Channel / 64QAM

Middle Channel / 64QAM

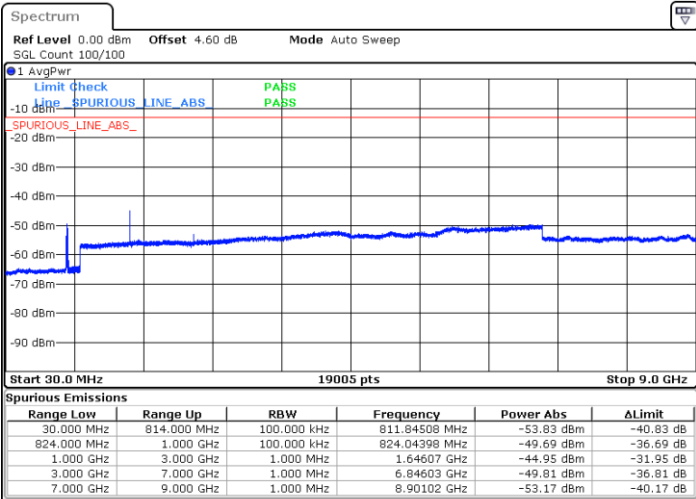


Date: 7.MAY.2020 04:40:50



Date: 7.MAY.2020 04:43:32

Highest Channel / 64QAM



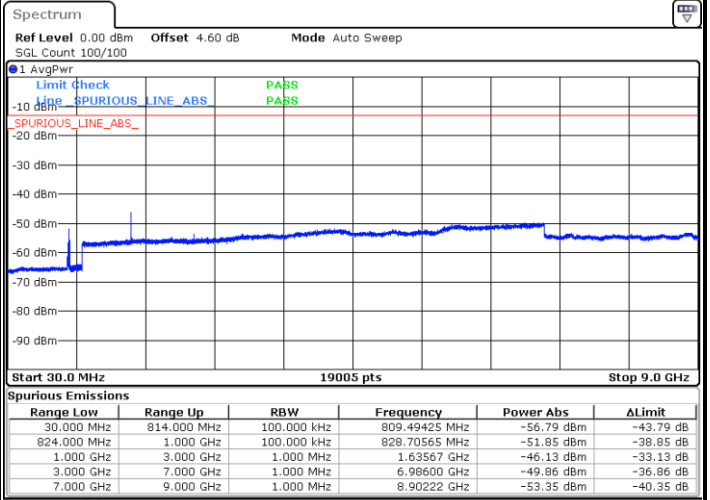
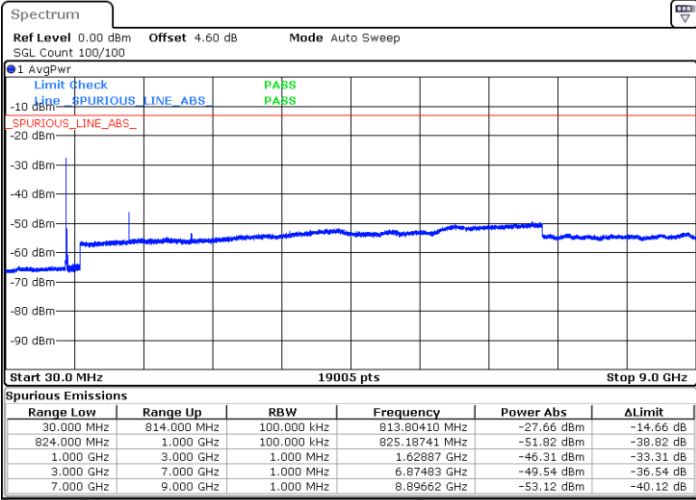
Date: 7.MAY.2020 04:46:13



LTE Band 26 / 3MHz

Lowest Channel / 64QAM

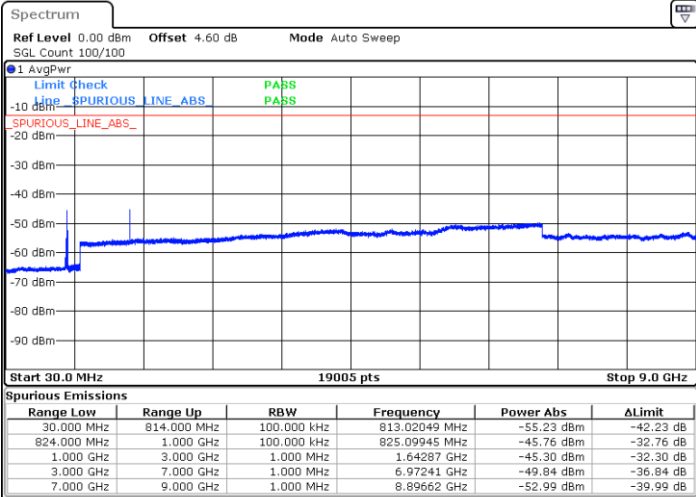
Middle Channel / 64QAM



Date: 7.MAY.2020 05:04:07

Date: 7.MAY.2020 05:06:48

Highest Channel / 64QAM



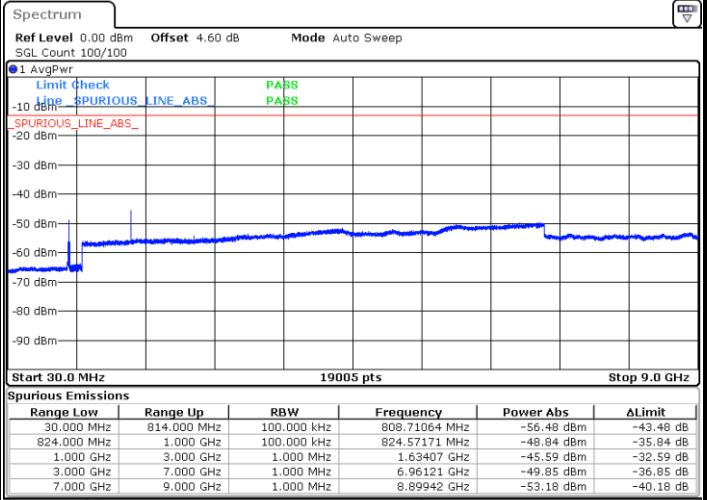
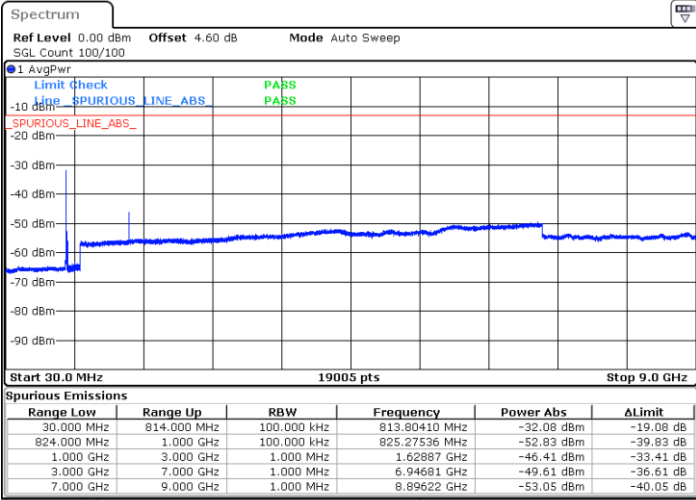
Date: 7.MAY.2020 05:09:30



LTE Band 26 / 5MHz

Lowest Channel / 64QAM

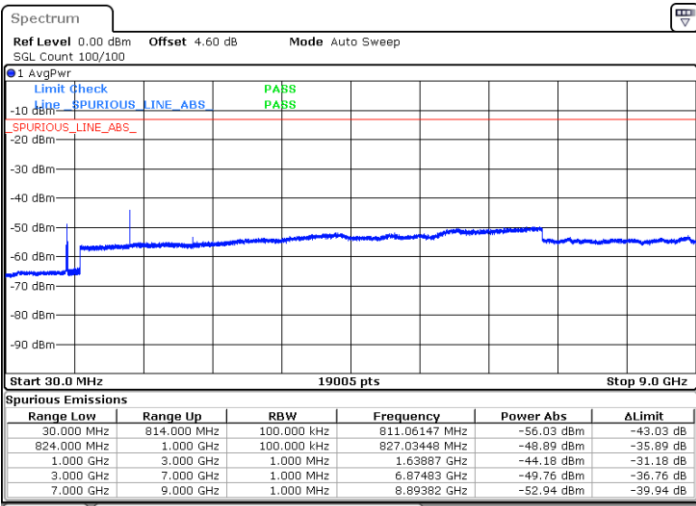
Middle Channel / 64QAM



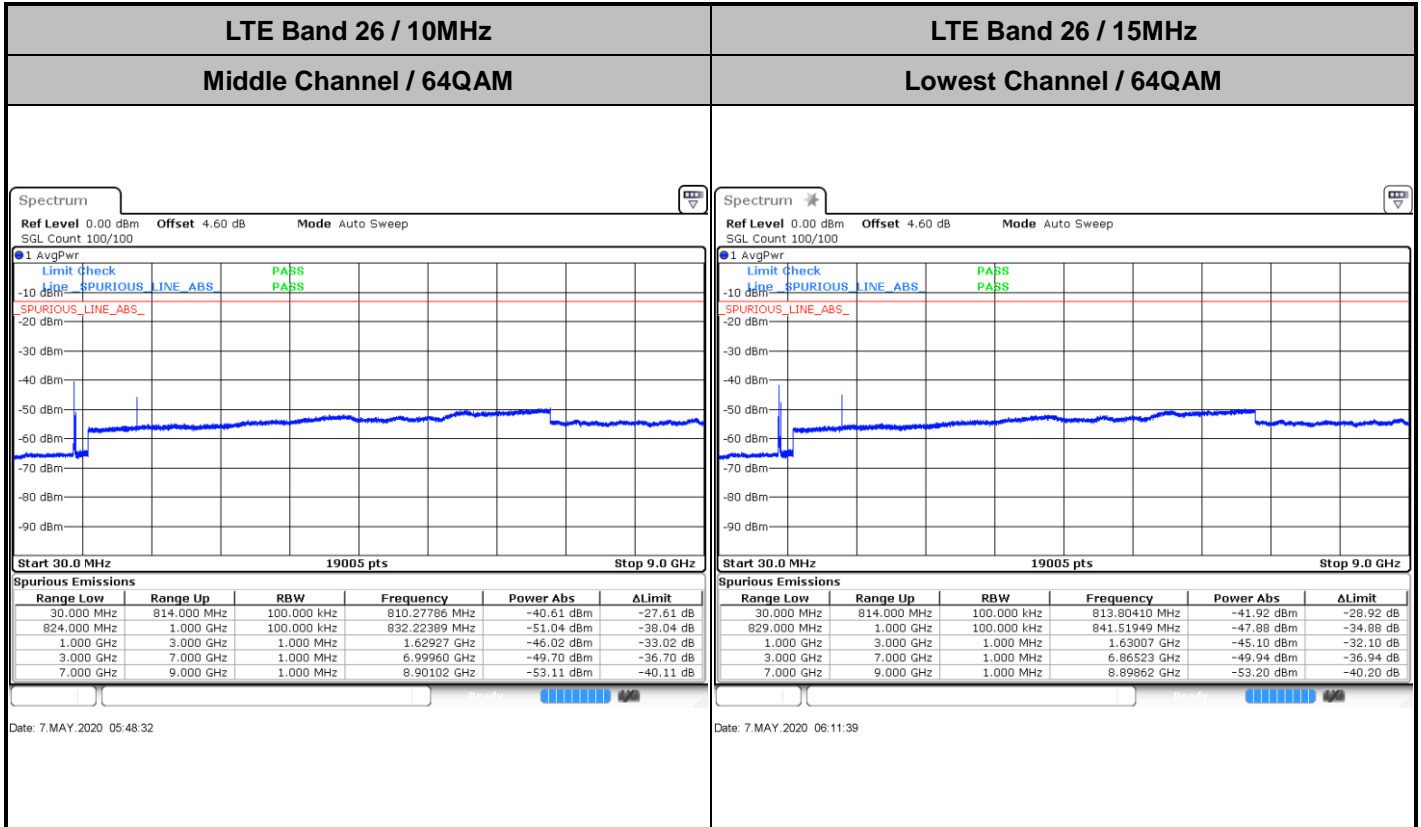
Date: 7.MAY.2020 06:15:09

Date: 7.MAY.2020 05:29:07

Highest Channel / 64QAM



Date: 7.MAY.2020 05:31:48





Frequency Stability

Test Conditions		LTE Band 26 (QPSK) / Middle Channel	Limit
Temperature (°C)	Voltage (Volt)	BW 10MHz	2.5ppm
		Deviation (ppm)	Result
50	Normal Voltage	0.0004	PASS
40	Normal Voltage	0.0020	
30	Normal Voltage	0.0016	
20(Ref.)	Normal Voltage	0.0000	
10	Normal Voltage	0.0015	
0	Normal Voltage	0.0032	
-10	Normal Voltage	0.0046	
-20	Normal Voltage	0.0013	
-30	Normal Voltage	0.0016	
20	Maximum Voltage	0.0055	
20	Normal Voltage	0.0000	
20	Battery End Point	0.0001	

Note: Normal Voltage =3.8 V. ; Battery End Point (BEP) =3.6 V. ; Maximum Voltage =4.2 V.



Appendix B. Test Results of Radiated Test

Radiated Spurious Emission

LTE Band 26 / 10MHz / QPSK								
Channel	Frequency (MHz)	ERP (dBm)	Limit (dBm)	Over Limit (dB)	S.G. Power (dBm)	TX Cable loss (dB)	TX Antenna Gain (dBi)	Polarization (H/V)
Middle	1630	-56.57	-13	-43.57	-63.54	1.58	10.70	H
	2444	-64.69	-13	-51.69	-72.94	2.102	12.50	H
	3258	-62.77	-13	-49.77	-71.66	2.856	13.90	H
	4074	-58.92	-13	-45.92	-67.38	2.689	13.30	H
	4890	-49.81	-13	-36.81	-57.57	3.093	13.00	H
	5700	-53.61	-13	-40.61	-62.38	3.178	14.10	H
	6516	-53.10	-13	-40.10	-60.34	3.306	12.70	H
	7332	-49.84	-13	-36.84	-57.43	3.406	13.15	H
	8148	-41.09	-13	-28.09	-48.88	3.406	13.35	H
	8958	-45.24	-13	-32.24	-53.23	3.406	13.55	H
	1630	-57.72	-13	-44.72	-64.69	1.58	10.70	V
	2444	-63.99	-13	-50.99	-72.24	2.10	12.50	V
	3258	-62.31	-13	-49.31	-71.20	2.86	13.90	V
	4074	-58.33	-13	-45.33	-66.79	2.69	13.30	V
	4890	-52.23	-13	-39.23	-59.99	3.09	13.00	V
	5700	-51.60	-13	-38.60	-60.37	3.18	14.10	V
	6516	-52.80	-13	-39.80	-60.04	3.31	12.70	V
	7332	-50.36	-13	-37.36	-57.95	3.41	13.15	V
8148	-48.11	-13	-35.11	-55.90	3.41	13.35	V	
8958	-47.32	-13	-34.32	-55.41	3.41	13.65	V	

Remark: Spurious emissions within 30-1000MHz were found more than 20dB below limit line.