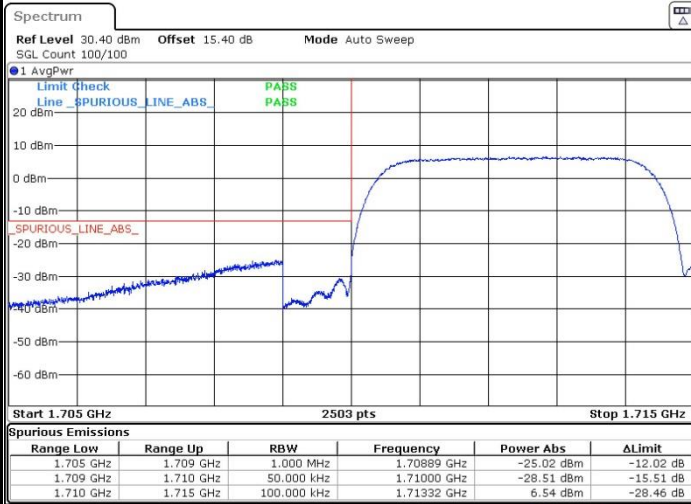




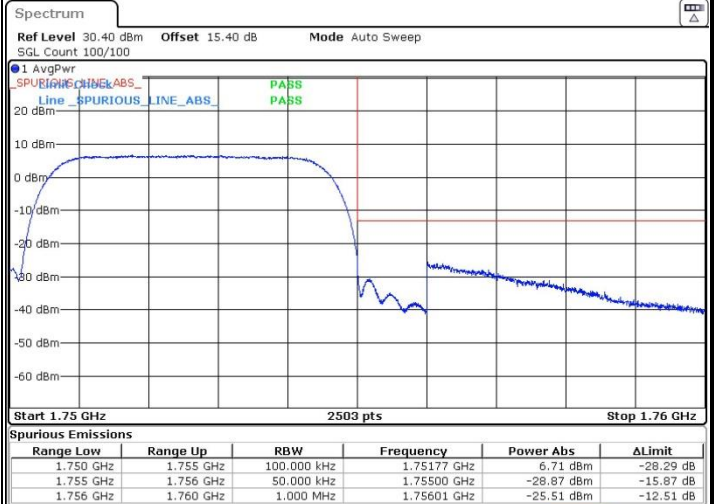
WCDMA Band IV (RMC 12.2Kbps)

Lowest Band Edge

Highest Band Edge



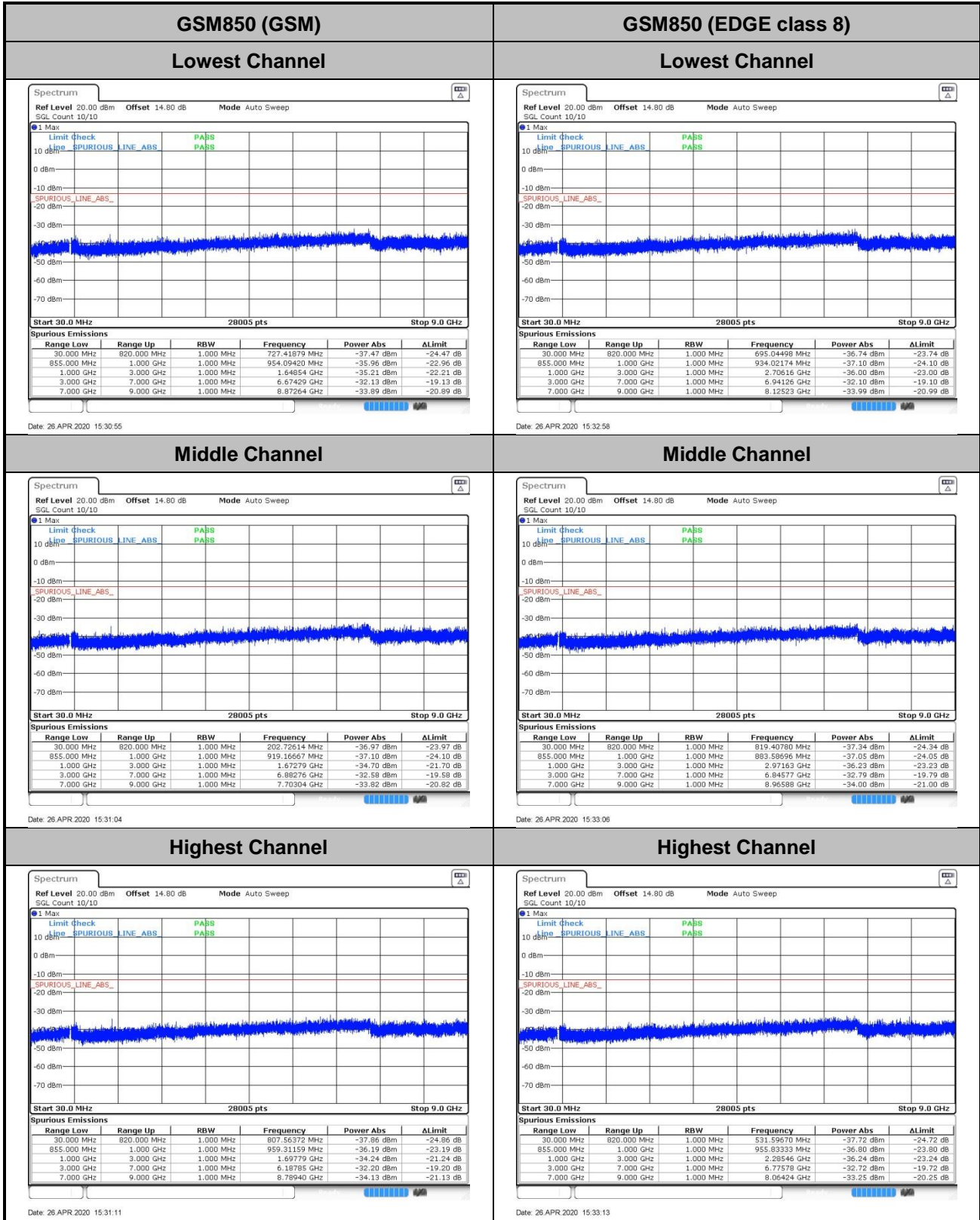
Date: 26 APR 2020 15:53:12



Date: 26 APR 2020 15:53:37



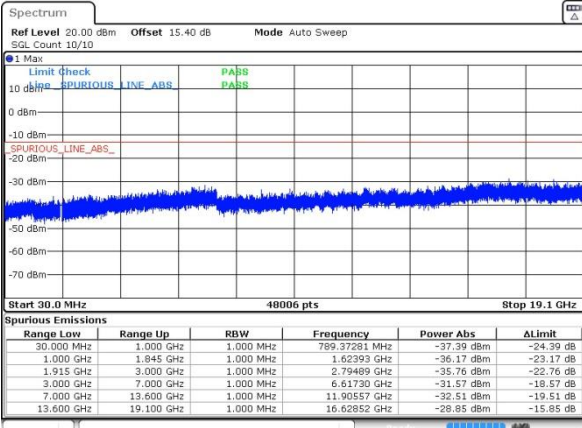
# Conducted Spurious Emission





GSM1900 (GSM)

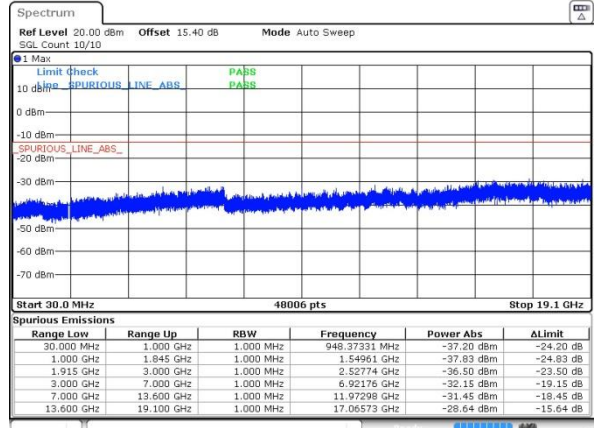
Lowest Channel



Date: 26 APR 2020 15:18:13

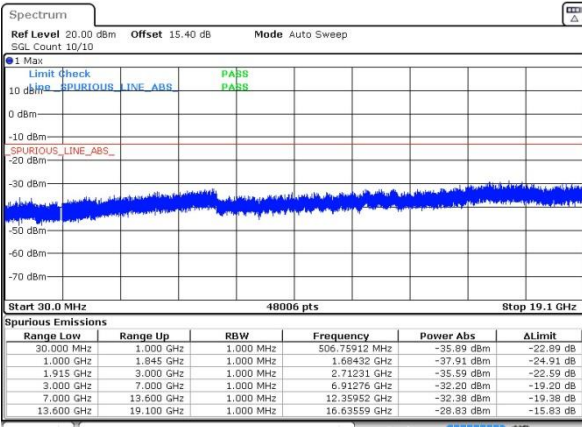
GSM1900 (EDGE class 8)

Lowest Channel



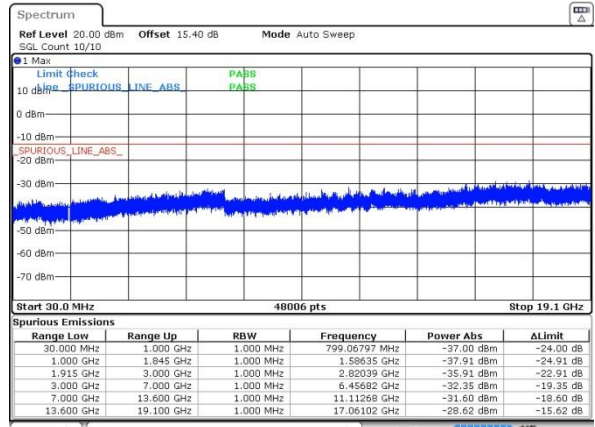
Date: 26 APR 2020 15:28:16

Middle Channel



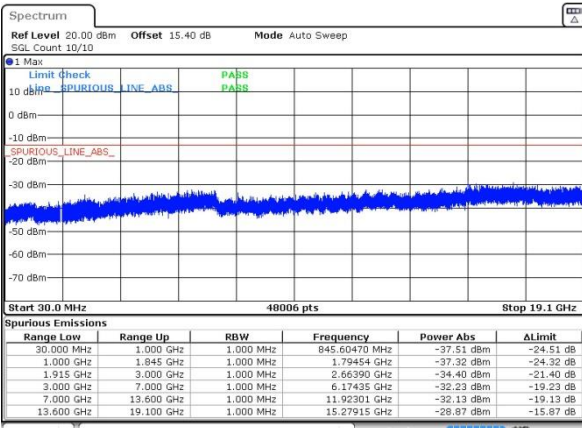
Date: 26 APR 2020 15:18:22

Middle Channel



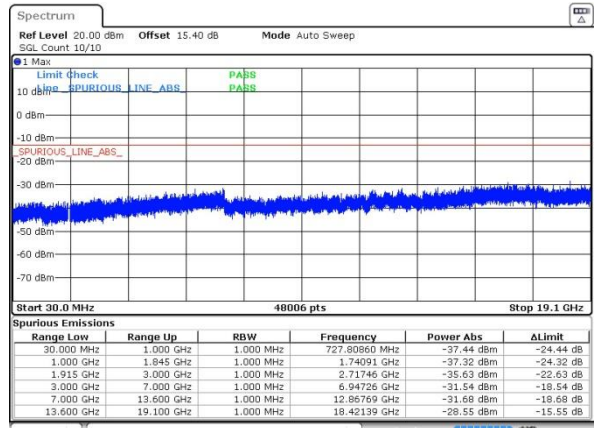
Date: 26 APR 2020 15:28:29

Highest Channel



Date: 26 APR 2020 15:18:32

Highest Channel

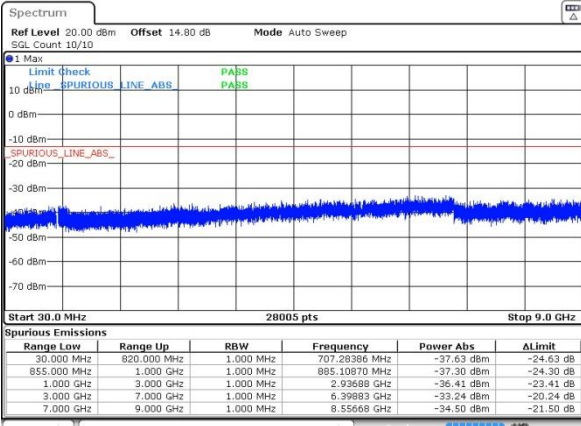


Date: 26 APR 2020 15:28:39



WCDMA Band V (RMC 12.2Kbps)

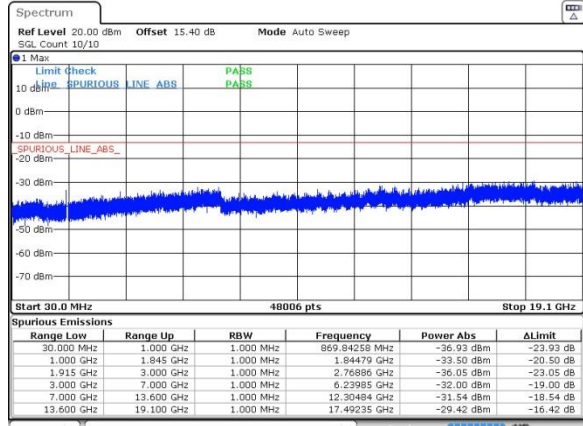
Lowest Channel



Date: 26 APR 2020 15:42:18

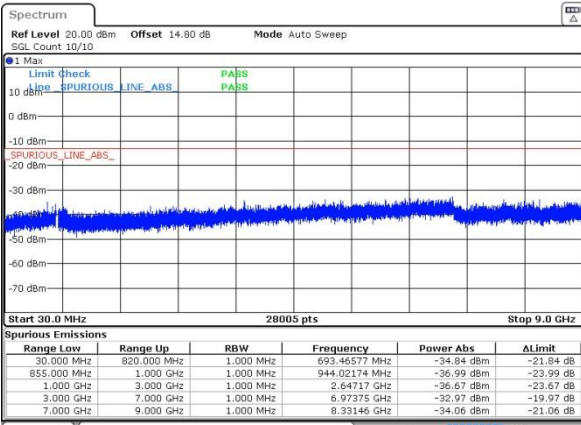
WCDMA Band II (RMC 12.2Kbps)

Lowest Channel



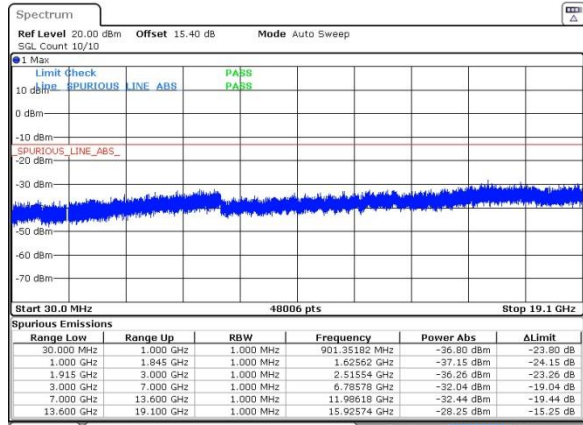
Date: 26 APR 2020 15:48:09

Middle Channel



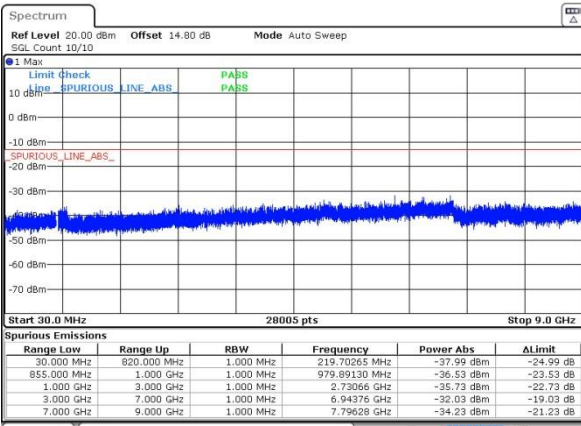
Date: 26 APR 2020 15:42:30

Middle Channel



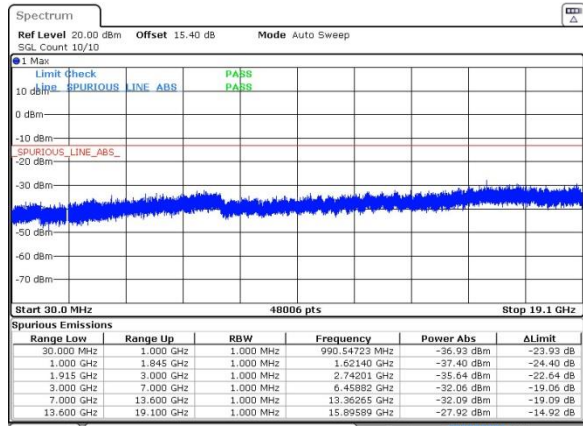
Date: 26 APR 2020 15:48:18

Highest Channel



Date: 26 APR 2020 15:42:38

Highest Channel

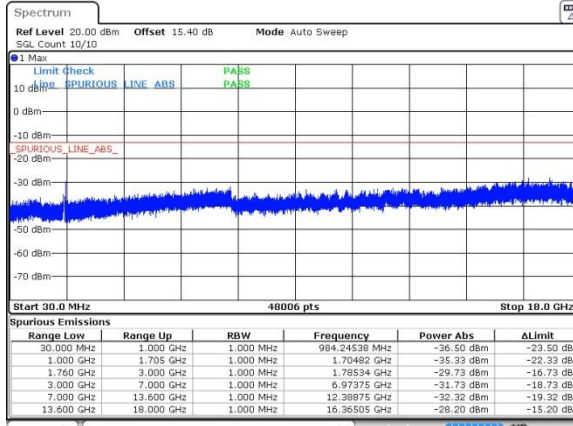


Date: 26 APR 2020 15:48:28



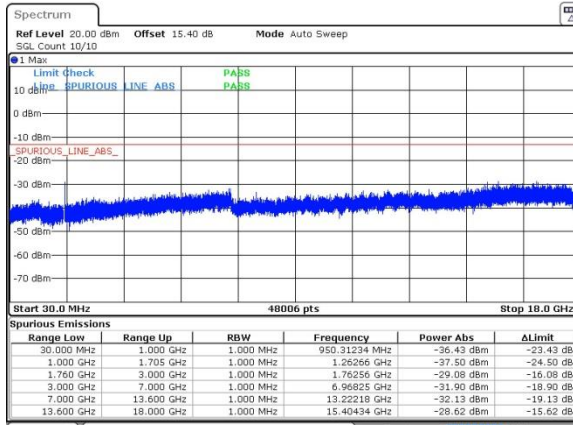
WCDMA Band IV (RMC 12.2Kbps)

Lowest Channel



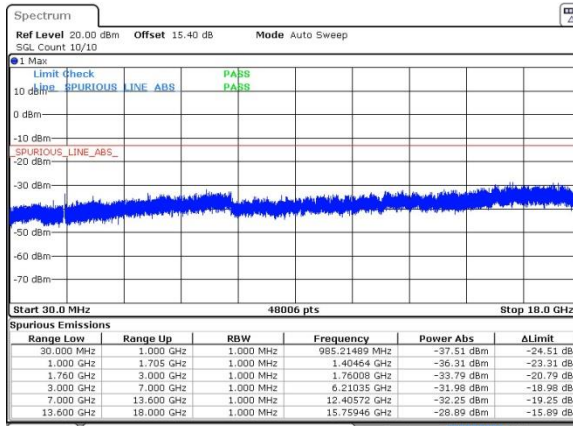
Date: 26 APR 2020 15:53:49

Middle Channel



Date: 26 APR 2020 15:53:59

Highest Channel



Date: 26 APR 2020 15:54:09



**Frequency Stability**

Test Conditions	Middle Channel	GSM850 (GSM)	GSM850 (EDGE class 8)	Limit 2.5ppm
Temperature (°C)	Voltage (Volt)	Deviation (ppm)		Result
50	Normal Voltage	0.0048	0.0060	PASS
40	Normal Voltage	0.0526	0.0127	
30	Normal Voltage	0.0121	0.0538	
20(Ref.)	Normal Voltage	0.0000	0.0000	
10	Normal Voltage	0.0574	0.0335	
0	Normal Voltage	0.0191	0.0532	
-10	Normal Voltage	0.0074	0.0463	
-20	Normal Voltage	0.0120	0.0162	
-30	Normal Voltage	0.0108	0.0478	
20	Maximum Voltage	0.0426	0.0524	
20	Normal Voltage	0.0155	0.0132	
20	Battery End Point	0.0325	0.0295	

Test Conditions	Middle Channel	GSM1900 (GSM)	GSM1900 (EDGE class 8)	Limit Note 2.
Temperature (°C)	Voltage (Volt)	Deviation (ppm)		Result
50	Normal Voltage	0.0053	0.0005	PASS
40	Normal Voltage	0.0016	0.0016	
30	Normal Voltage	0.0023	0.0021	
20(Ref.)	Normal Voltage	0.0000	0.0000	
10	Normal Voltage	0.0173	0.0252	
0	Normal Voltage	0.0074	0.0186	
-10	Normal Voltage	0.0130	0.0033	
-20	Normal Voltage	0.0218	0.0037	
-30	Normal Voltage	0.0005	0.0213	
20	Maximum Voltage	0.0053	0.0163	
20	Normal Voltage	0.0023	0.0016	
20	Battery End Point	0.0133	0.0011	



Test Conditions	Middle Channel	WCDMA Band V (RMC 12.2KbpsRMC 12.2Kbps)	Limit 2.5ppm
Temperature (°C)	Voltage (Volt)	Deviation (ppm)	Result
50	Normal Voltage	0.0060	PASS
40	Normal Voltage	0.0395	
30	Normal Voltage	0.0442	
20(Ref.)	Normal Voltage	0.0000	
10	Normal Voltage	0.0072	
0	Normal Voltage	0.0395	
-10	Normal Voltage	0.0058	
-20	Normal Voltage	0.0167	
-30	Normal Voltage	0.0321	
20	Maximum Voltage	0.0442	
20	Normal Voltage	0.0155	
20	Battery End Point	0.0012	

Test Conditions	Middle Channel	WCDMA Band II (RMC 12.2Kbps)	Limit Note 2.
Temperature (°C)	Voltage (Volt)	Deviation (ppm)	Result
50	Normal Voltage	0.0186	PASS
40	Normal Voltage	0.0128	
30	Normal Voltage	0.0165	
20(Ref.)	Normal Voltage	0.0000	
10	Normal Voltage	0.0137	
0	Normal Voltage	0.0165	
-10	Normal Voltage	0.0239	
-20	Normal Voltage	0.0005	
-30	Normal Voltage	0.0117	
20	Maximum Voltage	0.0165	
20	Normal Voltage	0.0175	
20	Battery End Point	0.0032	



Test Conditions	Middle Channel	WCDMA Band IV (RMC 12.2Kbps)	Limit Note 2.
Temperature (°C)	Voltage (Volt)	Deviation (ppm)	Result
50	Normal Voltage	0.0069	PASS
40	Normal Voltage	0.0106	
30	Normal Voltage	0.0007	
20(Ref.)	Normal Voltage	0.0000	
10	Normal Voltage	0.0012	
0	Normal Voltage	0.0050	
-10	Normal Voltage	0.0150	
-20	Normal Voltage	0.0177	
-30	Normal Voltage	0.0092	
20	Maximum Voltage	0.0082	
20	Normal Voltage	0.0096	
20	Battery End Point	0.0107	

**Note:**

1. Normal Voltage = 3.8V : Battery End Point (BEP) =3.6V. : Maximum Voltage =4.2V
2. The frequency fundamental emissions stay within the authorized frequency block based on the frequency deviation measured is small.



## Appendix B. Test Results of Radiated Test

### Radiated Spurious Emission

GSM850 (GSM)								
Channel	Frequency ( MHz )	ERP ( dBm )	Limit ( dBm )	Over Limit ( dB )	S.G. Power ( dBm )	TX Cable loss ( dB )	TX Antenna Gain (dBi)	Polarization (H/V)
Middle	1672	-56.69	-13	-43.69	-63.66	1.58	10.70	H
	2510	-50.97	-13	-37.97	-59.22	2.102	12.50	H
	3348	-63.27	-13	-50.27	-72.16	2.856	13.90	H
	1672	-55.76	-13	-42.76	-62.73	1.58	10.70	V
	2510	-56.78	-13	-43.78	-65.03	2.10	12.50	V
	3348	-62.95	-13	-49.95	-71.84	2.86	13.90	V

Remark: Spurious emissions within 30-1000MHz were found more than 20dB below limit line.

GSM850 (EDGE class 8)								
Channel	Frequency ( MHz )	ERP ( dBm )	Limit ( dBm )	Over Limit ( dB )	S.G. Power ( dBm )	TX Cable loss ( dB )	TX Antenna Gain (dBi)	Polarization (H/V)
Middle	1672	-65.46	-13	-52.46	-72.43	1.58	10.70	H
	2508	-63.94	-13	-50.94	-72.19	2.102	12.50	H
	3348	-62.99	-13	-49.99	-71.88	2.856	13.90	H
	1672	-56.26	-13	-43.26	-63.23	1.58	10.70	V
	2510	-58.58	-13	-45.58	-66.83	2.10	12.50	V
	3348	-62.98	-13	-49.98	-71.87	2.86	13.90	V

Remark: Spurious emissions within 30-1000MHz were found more than 20dB below limit line.

GSM1900 (GSM)								
Channel	Frequency ( MHz )	ERP ( dBm )	Limit ( dBm )	Over Limit ( dB )	S.G. Power ( dBm )	TX Cable loss ( dB )	TX Antenna Gain (dBi)	Polarization (H/V)
Middle	3759	-56.96	-13	-43.96	-69.22	2.64	14.90	H
	5640	-53.54	-13	-40.54	-65.40	2.94	14.80	H
	7524	-48.27	-13	-35.27	-58.04	3.39	13.16	H
	3760	-57.15	-13	-44.15	-69.41	2.64	14.90	V
	5640	-53.63	-13	-40.63	-65.49	2.94	14.80	V
	7524	-48.12	-13	-35.12	-57.89	3.39	13.16	V

Remark: Spurious emissions within 30-1000MHz were found more than 20dB below limit line.



GSM1900 (EDGE class 8)								
Channel	Frequency ( MHz )	ERP ( dBm )	Limit ( dBm )	Over Limit ( dB )	S.G. Power ( dBm )	TX Cable loss ( dB )	TX Antenna Gain (dBi)	Polarization (H/V)
Middle	3759	-57.38	-13	-44.38	-69.64	2.64	14.90	H
	5640	-53.48	-13	-40.48	-65.34	2.94	14.80	H
	7524	-48.28	-13	-35.28	-58.05	3.39	13.16	H
	3760	-57.26	-13	-44.26	-69.52	2.64	14.90	V
	5640	-53.92	-13	-40.92	-65.78	2.94	14.80	V
	7524	-47.97	-13	-34.97	-57.74	3.39	13.16	V

Remark: Spurious emissions within 30-1000MHz were found more than 20dB below limit line.

WCDMA Band V(RMC 12.2Kbps)								
Channel	Frequency ( MHz )	ERP ( dBm )	Limit ( dBm )	Over Limit ( dB )	S.G. Power ( dBm )	TX Cable loss ( dB )	TX Antenna Gain (dBi)	Polarization (H/V)
Middle	1674	-65.17	-13	-52.17	-72.14	1.58	10.70	H
	2509.2	-64.43	-13	-51.43	-72.68	2.102	12.50	H
	3348	-62.73	-13	-49.73	-71.62	2.856	13.90	H
	1674	-65.54	-13	-52.54	-72.51	1.58	10.70	V
	2510	-64.27	-13	-51.27	-72.52	2.10	12.50	V
	3348	-62.83	-13	-49.83	-71.72	2.86	13.90	V

Remark: Spurious emissions within 30-1000MHz were found more than 20dB below limit line.

WCDMA Band II(RMC 12.2Kbps)								
Channel	Frequency ( MHz )	ERP ( dBm )	Limit ( dBm )	Over Limit ( dB )	S.G. Power ( dBm )	TX Cable loss ( dB )	TX Antenna Gain (dBi)	Polarization (H/V)
Middle	3759	-57.60	-13	-44.60	-69.86	2.64	14.90	H
	5640	-53.71	-13	-40.71	-65.57	2.94	14.80	H
	7524	-47.45	-13	-34.45	-57.22	3.39	13.16	H
	3760	-57.59	-13	-44.59	-69.85	2.64	14.90	V
	5640	-53.83	-13	-40.83	-65.69	2.94	14.80	V
	7524	-48.28	-13	-35.28	-58.05	3.39	13.16	V

Remark: Spurious emissions within 30-1000MHz were found more than 20dB below limit line.



WCDMA Band IV(RMC 12.2Kbps)								
Channel	Frequency ( MHz )	ERP ( dBm )	Limit ( dBm )	Over Limit ( dB )	S.G. Power ( dBm )	TX Cable loss ( dB )	TX Antenna Gain (dBi)	Polarization (H/V)
Middle	3465	-59.23	-13	-46.23	-69.97	2.604	13.34	H
	5197.8	-54.32	-13	-41.32	-64.83	3.011	13.52	H
	6936	-50.11	-13	-37.11	-60.31	3.271	13.47	H
	3465.2	-59.50	-13	-46.50	-70.24	2.604	13.34	V
	5199	-54.36	-13	-41.36	-64.87	3.011	13.52	V
	6936	-50.03	-13	-37.03	-60.23	3.271	13.47	V

Remark: Spurious emissions within 30-1000MHz were found more than 20dB below limit line.