

#01_HAC_E_GSM850_GSM Voice_Ch128

Communication System: GSM-FDD (TDMA, GMSK); Frequency: 824.2 MHz; Duty Cycle: 1:8.6896

Medium: Air Medium parameters used: $\sigma = 0$ S/m, $\epsilon_r = 1$; $\rho = 0$ kg/m³

Ambient Temperature : 23.6 °C

DASY5 Configuration

- Probe: EF3DV3 - SN4047; ConvF(1, 1, 1) @ 824.2 MHz; Calibrated: 2020/1/24

- Sensor-Surface: (Fix Surface)

- Electronics: DAE4 Sn1311; Calibrated: 2019/8/27

- Phantom: HAC Test Arch with AMCC; Type: SD HAC P01 BA;

- Measurement SW: DASY52, Version 52.10 (4); SEMCAD X Version 14.6.14 (7483)

E Scan - ER3D: 15 mm from Probe Center to the Device/Hearing Aid Compatibility Test

(101x101x1): Interpolated grid: dx=0.5000 mm, dy=0.5000 mm

Device Reference Point: 0, 0, -6.3 mm

Reference Value = 48.95 V/m; Power Drift = 0.01 dB

Applied MIF = 3.63 dB

RF audio interference level = 34.47 dBV/m

Emission category: M4

MIF scaled E-field


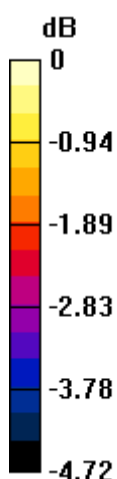
| | | |
|--|--|--|
| Grid 1 M4 33.34 dBV/m | Grid 2 M4 34.02 dBV/m | Grid 3 M4 33.73 dBV/m |
| Grid 4 M4 33.61 dBV/m | Grid 5 M4 34.34 dBV/m | Grid 6 M4 34.15 dBV/m |
| Grid 7 M4 33.81 dBV/m | Grid 8 M4 34.47 dBV/m | Grid 9 M4 34.25 dBV/m |

Cursor:

Total = 34.47 dBV/m

E Category: M4

Location: -3.5, 25, 8.7 mm



0 dB = 52.93 V/m = 34.47 dBV/m

#02_HAC_E_GSM850_GSM Voice_Ch189

Communication System: GSM-FDD (TDMA, GMSK); Frequency: 836.4 MHz; Duty Cycle: 1:8.6896

Medium: Air Medium parameters used: $\sigma = 0$ S/m, $\epsilon_r = 1$; $\rho = 0$ kg/m³

Ambient Temperature : 23.6 °C

DASY5 Configuration

- Probe: EF3DV3 - SN4047; ConvF(1, 1, 1) @ 836.4 MHz; Calibrated: 2020/1/24

- Sensor-Surface: (Fix Surface)

- Electronics: DAE4 Sn1311; Calibrated: 2019/8/27

- Phantom: HAC Test Arch with AMCC; Type: SD HAC P01 BA;

- Measurement SW: DASY52, Version 52.10 (4); SEMCAD X Version 14.6.14 (7483)

E Scan - ER3D: 15 mm from Probe Center to the Device/Hearing Aid Compatibility Test (101x101x1): Interpolated grid: dx=0.5000 mm, dy=0.5000 mm

Device Reference Point: 0, 0, -6.3 mm

Reference Value = 45.45 V/m; Power Drift = 0.13 dB

Applied MIF = 3.63 dB

RF audio interference level = 34.92 dBV/m

Emission category: M4

MIF scaled E-field


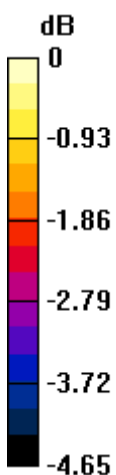
| | | |
|--|--|--|
| Grid 1 M4 34.33 dBV/m | Grid 2 M4 34.67 dBV/m | Grid 3 M4 34.21 dBV/m |
| Grid 4 M4 34.5 dBV/m | Grid 5 M4 34.85 dBV/m | Grid 6 M4 34.36 dBV/m |
| Grid 7 M4 34.86 dBV/m | Grid 8 M4 34.92 dBV/m | Grid 9 M4 34.32 dBV/m |

Cursor:

Total = 34.92 dBV/m

E Category: M4

Location: 2.5, 25, 8.7 mm



0 dB = 55.70 V/m = 34.92 dBV/m

#03_HAC_E_GSM850_GSM Voice_Ch251

Communication System: GSM-FDD (TDMA, GMSK); Frequency: 848.8 MHz; Duty Cycle: 1:8.6896

Medium: Air Medium parameters used: $\sigma = 0$ S/m, $\epsilon_r = 1$; $\rho = 0$ kg/m³

Ambient Temperature : 23.6 °C

DASY5 Configuration

- Probe: EF3DV3 - SN4047; ConvF(1, 1, 1) @ 848.8 MHz; Calibrated: 2020/1/24

- Sensor-Surface: (Fix Surface)

- Electronics: DAE4 Sn1311; Calibrated: 2019/8/27

- Phantom: HAC Test Arch with AMCC; Type: SD HAC P01 BA;

- Measurement SW: DASY52, Version 52.10 (4); SEMCAD X Version 14.6.14 (7483)

E Scan - ER3D: 15 mm from Probe Center to the Device/Hearing Aid Compatibility Test

(101x101x1): Interpolated grid: dx=0.5000 mm, dy=0.5000 mm

Device Reference Point: 0, 0, -6.3 mm

Reference Value = 48.83 V/m; Power Drift = 0.05 dB

Applied MIF = 3.63 dB

RF audio interference level = 34.63 dBV/m

Emission category: M4

MIF scaled E-field


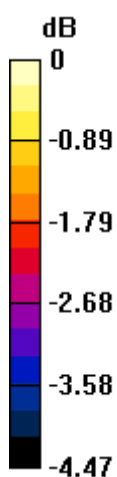
| | | |
|--|--|--|
| Grid 1 M4 33.96 dBV/m | Grid 2 M4 34.4 dBV/m | Grid 3 M4 33.94 dBV/m |
| Grid 4 M4 34.17 dBV/m | Grid 5 M4 34.49 dBV/m | Grid 6 M4 33.94 dBV/m |
| Grid 7 M4 34.59 dBV/m | Grid 8 M4 34.63 dBV/m | Grid 9 M4 33.76 dBV/m |

Cursor:

Total = 34.63 dBV/m

E Category: M4

Location: 6.5, 25, 8.7 mm



0 dB = 53.87 V/m = 34.63 dBV/m

#04_HAC_E_GSM1900_GSM Voice_Ch512

Communication System: GSM-FDD (TDMA, GMSK); Frequency: 1850.2 MHz; Duty Cycle: 1:8.69961

Medium: Air Medium parameters used: $\sigma = 0$ S/m, $\epsilon_r = 1$; $\rho = 0$ kg/m³

Ambient Temperature : 23.6 °C

DASY5 Configuration

- Probe: EF3DV3 - SN4047; ConvF(1, 1, 1) @ 1850.2 MHz; Calibrated: 2020/1/24
- Sensor-Surface: (Fix Surface)
- Electronics: DAE4 Sn1311; Calibrated: 2019/8/27
- Phantom: HAC Test Arch with AMCC; Type: SD HAC P01 BA;
- Measurement SW: DASY52, Version 52.10 (4); SEMCAD X Version 14.6.14 (7483)

E Scan - ER3D: 15 mm from Probe Center to the Device/Hearing Aid Compatibility Test (101x101x1): Interpolated grid: dx=0.5000 mm, dy=0.5000 mm

Device Reference Point: 0, 0, -6.3 mm

Reference Value = 10.83 V/m; Power Drift = -0.15 dB

Applied MIF = 3.63 dB

RF audio interference level = 25.25 dBV/m

Emission category: M4

MIF scaled E-field

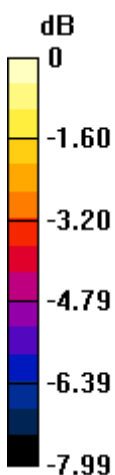
| | | |
|--|--|--|
| Grid 1 M4 23.94 dBV/m | Grid 2 M4 21.7 dBV/m | Grid 3 M4 20.81 dBV/m |
| Grid 4 M4 25.25 dBV/m | Grid 5 M4 22.41 dBV/m | Grid 6 M4 22.21 dBV/m |
| Grid 7 M4 24.77 dBV/m | Grid 8 M4 25.13 dBV/m | Grid 9 M4 24.88 dBV/m |

Cursor:

Total = 25.25 dBV/m

E Category: M4

Location: 22.5, 2, 8.7 mm



0 dB = 18.30 V/m = 25.25 dBV/m

#05_HAC_E_GSM1900_GSM Voice_Ch661

Communication System: GSM-FDD (TDMA, GMSK); Frequency: 1880 MHz; Duty Cycle: 1:8.69961

Medium: Air Medium parameters used: $\sigma = 0$ S/m, $\epsilon_r = 1$; $\rho = 0$ kg/m³

Ambient Temperature : 23.6 °C

DASY5 Configuration

- Probe: EF3DV3 - SN4047; ConvF(1, 1, 1) @ 1880 MHz; Calibrated: 2020/1/24
- Sensor-Surface: (Fix Surface)
- Electronics: DAE4 Sn1311; Calibrated: 2019/8/27
- Phantom: HAC Test Arch with AMCC; Type: SD HAC P01 BA;
- Measurement SW: DASY52, Version 52.10 (4); SEMCAD X Version 14.6.14 (7483)

E Scan - ER3D: 15 mm from Probe Center to the Device/Hearing Aid Compatibility Test (101x101x1): Interpolated grid: dx=0.5000 mm, dy=0.5000 mm

Device Reference Point: 0, 0, -6.3 mm

Reference Value = 7.590 V/m; Power Drift = 0.07 dB

Applied MIF = 3.63 dB

RF audio interference level = 24.84 dBV/m

Emission category: M4

MIF scaled E-field


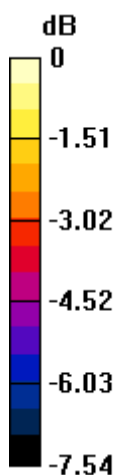
| | | |
|--|--|--|
| Grid 1 M4 22.93 dBV/m | Grid 2 M4 22.92 dBV/m | Grid 3 M4 21.86 dBV/m |
| Grid 4 M4 20.04 dBV/m | Grid 5 M4 21.24 dBV/m | Grid 6 M4 21.29 dBV/m |
| Grid 7 M4 24.41 dBV/m | Grid 8 M4 24.84 dBV/m | Grid 9 M4 24.3 dBV/m |

Cursor:

Total = 24.84 dBV/m

E Category: M4

Location: 0.5, 25, 8.7 mm



0 dB = 17.45 V/m = 24.84 dBV/m

#06_HAC_E_GSM1900_GSM Voice_Ch810

Communication System: GSM-FDD (TDMA, GMSK); Frequency: 1909.8 MHz; Duty Cycle: 1:8.69961

Medium: Air Medium parameters used: $\sigma = 0$ S/m, $\epsilon_r = 1$; $\rho = 0$ kg/m³

Ambient Temperature : 23.6 °C

DASY5 Configuration

- Probe: EF3DV3 - SN4047; ConvF(1, 1, 1) @ 1909.8 MHz; Calibrated: 2020/1/24
- Sensor-Surface: (Fix Surface)
- Electronics: DAE4 Sn1311; Calibrated: 2019/8/27
- Phantom: HAC Test Arch with AMCC; Type: SD HAC P01 BA;
- Measurement SW: DASY52, Version 52.10 (4); SEMCAD X Version 14.6.14 (7483)

E Scan - ER3D: 15 mm from Probe Center to the Device/Hearing Aid Compatibility Test (101x101x1): Interpolated grid: dx=0.5000 mm, dy=0.5000 mm

Device Reference Point: 0, 0, -6.3 mm

Reference Value = 6.345 V/m; Power Drift = 0.17 dB

Applied MIF = 3.63 dB

RF audio interference level = 24.05 dBV/m

Emission category: M4

MIF scaled E-field


| | | |
|--|--|--|
| Grid 1 M4 23.52 dBV/m | Grid 2 M4 23.48 dBV/m | Grid 3 M4 20.99 dBV/m |
| Grid 4 M4 19.12 dBV/m | Grid 5 M4 20.54 dBV/m | Grid 6 M4 20.56 dBV/m |
| Grid 7 M4 23.26 dBV/m | Grid 8 M4 24.05 dBV/m | Grid 9 M4 23.57 dBV/m |

Cursor:

Total = 24.05 dBV/m

E Category: M4

Location: 0, 25, 8.7 mm



0 dB = 15.94 V/m = 24.05 dBV/m

#07_HAC_E_WLAN2.4GHz_802.11g 6Mbps_Ch1;Ant 1+2

Communication System: 802.11g WiFi 2.4 GHz (DSSS/OFDM, 54 Mbps); Frequency: 2412 MHz; Duty Cycle: 1:12.5777

Medium: Air Medium parameters used: $\sigma = 0$ S/m, $\epsilon_r = 1$; $\rho = 0$ kg/m³

Ambient Temperature : 23.3 °C

DASY5 Configuration

- Probe: EF3DV3 - SN4047; ConvF(1, 1, 1) @ 2412 MHz; Calibrated: 2020/1/24
- Sensor-Surface: (Fix Surface)
- Electronics: DAE4 Sn1311; Calibrated: 2019/8/27
- Phantom: HAC Test Arch with AMCC; Type: SD HAC P01 BA;
- Measurement SW: DASY52, Version 52.10 (4); SEMCAD X Version 14.6.14 (7483)

E Scan - ER3D: 15 mm from Probe Center to the Device/Hearing Aid Compatibility Test (101x101x1): Interpolated grid: dx=0.5000 mm, dy=0.5000 mm

Device Reference Point: 0, 0, -6.3 mm

Reference Value = 49.00 V/m; Power Drift = -0.02 dB

Applied MIF = 0.12 dB

RF audio interference level = 31.42 dBV/m

Emission category: M3

MIF scaled E-field


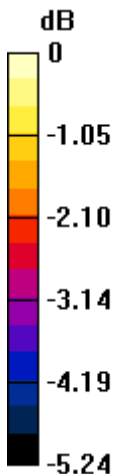
| | | |
|--|--|--|
| Grid 1 M3 30.56 dBV/m | Grid 2 M3 31.42 dBV/m | Grid 3 M3 30.85 dBV/m |
| Grid 4 M3 30.24 dBV/m | Grid 5 M3 31.15 dBV/m | Grid 6 M3 30.63 dBV/m |
| Grid 7 M4 29.54 dBV/m | Grid 8 M3 30.17 dBV/m | Grid 9 M4 29.61 dBV/m |

Cursor:

Total = 31.42 dBV/m

E Category: M3

Location: -1, -18.5, 8.7 mm



0 dB = 37.22 V/m = 31.42 dBV/m

#08_HAC_E_WLAN2.4GHz_802.11g_6Mbps_Ch6;Ant 1+2

Communication System: 802.11g WiFi 2.4 GHz (DSSS/OFDM, 54 Mbps); Frequency: 2437 MHz; Duty Cycle: 1:12.5777

Medium: Air Medium parameters used: $\sigma = 0$ S/m, $\epsilon_r = 1$; $\rho = 0$ kg/m³

Ambient Temperature : 23.3 °C

DASY5 Configuration

- Probe: EF3DV3 - SN4047; ConvF(1, 1, 1) @ 2437 MHz; Calibrated: 2020/1/24
- Sensor-Surface: (Fix Surface)
- Electronics: DAE4 Sn1311; Calibrated: 2019/8/27
- Phantom: HAC Test Arch with AMCC; Type: SD HAC P01 BA;
- Measurement SW: DASY52, Version 52.10 (4); SEMCAD X Version 14.6.14 (7483)

E Scan - ER3D: 15 mm from Probe Center to the Device/Hearing Aid Compatibility Test (101x101x1): Interpolated grid: dx=0.5000 mm, dy=0.5000 mm

Device Reference Point: 0, 0, -6.3 mm

Reference Value = 46.78 V/m; Power Drift = 0.16 dB

Applied MIF = 0.12 dB

RF audio interference level = 31.57 dBV/m

Emission category: M3

MIF scaled E-field


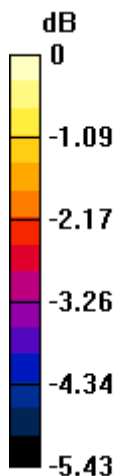
| | | |
|--|--|--|
| Grid 1 M3 30.09 dBV/m | Grid 2 M3 31.57 dBV/m | Grid 3 M3 31.24 dBV/m |
| Grid 4 M4 29.89 dBV/m | Grid 5 M3 31.51 dBV/m | Grid 6 M3 31.18 dBV/m |
| Grid 7 M4 28.75 dBV/m | Grid 8 M3 30.06 dBV/m | Grid 9 M4 29.87 dBV/m |

Cursor:

Total = 31.57 dBV/m

E Category: M3

Location: -5, -10, 8.7 mm



0 dB = 37.90 V/m = 31.57 dBV/m

#09_HAC_E_WLAN2.4GHz_802.11g 6Mbps_Ch11;Ant 1+2

Communication System: 802.11g WiFi 2.4 GHz (DSSS/OFDM, 54 Mbps); Frequency: 2462 MHz; Duty Cycle: 1:12.5777

Medium: Air Medium parameters used: $\sigma = 0$ S/m, $\epsilon_r = 1$; $\rho = 0$ kg/m³

Ambient Temperature : 23.3 °C

DASY5 Configuration

- Probe: EF3DV3 - SN4047; ConvF(1, 1, 1) @ 2462 MHz; Calibrated: 2020/1/24
- Sensor-Surface: (Fix Surface)
- Electronics: DAE4 Sn1311; Calibrated: 2019/8/27
- Phantom: HAC Test Arch with AMCC; Type: SD HAC P01 BA;
- Measurement SW: DASY52, Version 52.10 (4); SEMCAD X Version 14.6.14 (7483)

E Scan - ER3D: 15 mm from Probe Center to the Device/Hearing Aid Compatibility Test (101x101x1): Interpolated grid: dx=0.5000 mm, dy=0.5000 mm

Device Reference Point: 0, 0, -6.3 mm

Reference Value = 47.90 V/m; Power Drift = 0.00 dB

Applied MIF = 0.12 dB

RF audio interference level = 31.64 dBV/m

Emission category: M3

MIF scaled E-field


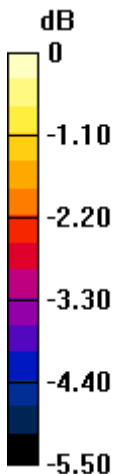
| | | |
|--|--|--|
| Grid 1 M3 30.71 dBV/m | Grid 2 M3 31.64 dBV/m | Grid 3 M3 31.06 dBV/m |
| Grid 4 M3 30.26 dBV/m | Grid 5 M3 31.28 dBV/m | Grid 6 M3 30.81 dBV/m |
| Grid 7 M4 28.95 dBV/m | Grid 8 M4 29.84 dBV/m | Grid 9 M4 29.51 dBV/m |

Cursor:

Total = 31.64 dBV/m

E Category: M3

Location: -1, -19, 8.7 mm



0 dB = 38.18 V/m = 31.64 dBV/m

#10_HAC_E_WLAN5GHz_802.11a 6Mbps_Ch36;Ant 1+2

Communication System: 802.11a/h WiFi 5 GHz (OFDM, 54 Mbps); Frequency: 5180 MHz; Duty Cycle: 1:11.3789

Medium: Air Medium parameters used: $\sigma = 0$ S/m, $\epsilon_r = 1$; $\rho = 0$ kg/m³

Ambient Temperature : 23.3 °C

DASY5 Configuration

- Probe: EF3DV3 - SN4047; ConvF(1, 1, 1) @ 5180 MHz; Calibrated: 2020/1/24
- Sensor-Surface: (Fix Surface)
- Electronics: DAE4 Sn1311; Calibrated: 2019/8/27
- Phantom: HAC Test Arch with AMCC; Type: SD HAC P01 BA;
- Measurement SW: DASY52, Version 52.10 (4); SEMCAD X Version 14.6.14 (7483)

E Scan - ER3D: 15 mm from Probe Center to the Device/Hearing Aid Compatibility Test (101x101x1): Interpolated grid: dx=0.5000 mm, dy=0.5000 mm

Device Reference Point: 0, 0, -6.3 mm

Reference Value = 20.30 V/m; Power Drift = -0.03 dB

Applied MIF = -3.15 dB

RF audio interference level = 20.52 dBV/m

Emission category: M4

MIF scaled E-field

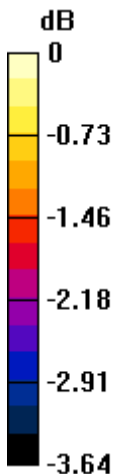
| | | |
|--|--|--|
| Grid 1 M4 20.08 dBV/m | Grid 2 M4 20.04 dBV/m | Grid 3 M4 19.45 dBV/m |
| Grid 4 M4 20.22 dBV/m | Grid 5 M4 20.52 dBV/m | Grid 6 M4 19.7 dBV/m |
| Grid 7 M4 20.08 dBV/m | Grid 8 M4 20.1 dBV/m | Grid 9 M4 19.21 dBV/m |

Cursor:

Total = 20.52 dBV/m

E Category: M4

Location: 5, 0.5, 8.7 mm



0 dB = 10.62 V/m = 20.52 dBV/m

#11_HAC_E_WLAN5GHz_802.11a 6Mbps_Ch40;Ant 1+2

Communication System: 802.11a/h WiFi 5 GHz (OFDM, 54 Mbps); Frequency: 5200 MHz; Duty Cycle: 1:11.3789

Medium: Air Medium parameters used: $\sigma = 0$ S/m, $\epsilon_r = 1$; $\rho = 0$ kg/m³

Ambient Temperature : 23.3 °C

DASY5 Configuration

- Probe: EF3DV3 - SN4047; ConvF(1, 1, 1) @ 5200 MHz; Calibrated: 2020/1/24
- Sensor-Surface: (Fix Surface)
- Electronics: DAE4 Sn1311; Calibrated: 2019/8/27
- Phantom: HAC Test Arch with AMCC; Type: SD HAC P01 BA;
- Measurement SW: DASY52, Version 52.10 (4); SEMCAD X Version 14.6.14 (7483)

E Scan - ER3D: 15 mm from Probe Center to the Device/Hearing Aid Compatibility Test (101x101x1): Interpolated grid: dx=0.5000 mm, dy=0.5000 mm

Device Reference Point: 0, 0, -6.3 mm

Reference Value = 21.49 V/m; Power Drift = -0.19 dB

Applied MIF = -3.15 dB

RF audio interference level = 20.58 dBV/m

Emission category: M4

MIF scaled E-field

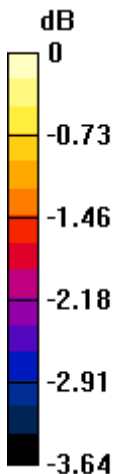
| | | |
|--|--|--|
| Grid 1 M4 20.45 dBV/m | Grid 2 M4 20.03 dBV/m | Grid 3 M4 19.5 dBV/m |
| Grid 4 M4 20.34 dBV/m | Grid 5 M4 20.58 dBV/m | Grid 6 M4 19.81 dBV/m |
| Grid 7 M4 20.22 dBV/m | Grid 8 M4 20.12 dBV/m | Grid 9 M4 19.26 dBV/m |

Cursor:

Total = 20.58 dBV/m

E Category: M4

Location: 4.5, 0.5, 8.7 mm



0 dB = 10.69 V/m = 20.58 dBV/m

#12_HAC_E_WLAN5GHz_802.11a 6Mbps_Ch44;Ant 1+2

Communication System: 802.11a/h WiFi 5 GHz (OFDM, 54 Mbps); Frequency: 5220 MHz; Duty Cycle: 1:11.3789

Medium: Air Medium parameters used: $\sigma = 0$ S/m, $\epsilon_r = 1$; $\rho = 0$ kg/m³

Ambient Temperature : 23.3 °C

DASY5 Configuration

- Probe: EF3DV3 - SN4047; ConvF(1, 1, 1) @ 5220 MHz; Calibrated: 2020/1/24
- Sensor-Surface: (Fix Surface)
- Electronics: DAE4 Sn1311; Calibrated: 2019/8/27
- Phantom: HAC Test Arch with AMCC; Type: SD HAC P01 BA;
- Measurement SW: DASY52, Version 52.10 (4); SEMCAD X Version 14.6.14 (7483)

E Scan - ER3D: 15 mm from Probe Center to the Device/Hearing Aid Compatibility Test (101x101x1): Interpolated grid: dx=0.5000 mm, dy=0.5000 mm

Device Reference Point: 0, 0, -6.3 mm

Reference Value = 20.78 V/m; Power Drift = -0.01 dB

Applied MIF = -3.15 dB

RF audio interference level = 20.70 dBV/m

Emission category: M4

MIF scaled E-field

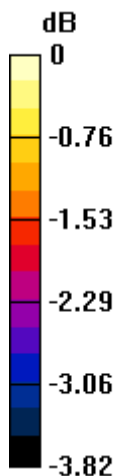
| | | |
|--|--|--|
| Grid 1 M4 20.19 dBV/m | Grid 2 M4 20.25 dBV/m | Grid 3 M4 19.84 dBV/m |
| Grid 4 M4 20.36 dBV/m | Grid 5 M4 20.7 dBV/m | Grid 6 M4 20.11 dBV/m |
| Grid 7 M4 20.62 dBV/m | Grid 8 M4 20.26 dBV/m | Grid 9 M4 19.54 dBV/m |

Cursor:

Total = 20.70 dBV/m

E Category: M4

Location: 4.5, 0.5, 8.7 mm



0 dB = 10.84 V/m = 20.70 dBV/m

#13_HAC_E_WLAN5GHz_802.11a 6Mbps_Ch48;Ant 1+2

Communication System: 802.11a/h WiFi 5 GHz (OFDM, 54 Mbps); Frequency: 5240 MHz;Duty Cycle: 1:11.3789

Medium: Air Medium parameters used: $\sigma = 0$ S/m, $\epsilon_r = 1$; $\rho = 0$ kg/m³

Ambient Temperature : 23.3 °C

DASY5 Configuration

- Probe: EF3DV3 - SN4047; ConvF(1, 1, 1) @ 5240 MHz; Calibrated: 2020/1/24
- Sensor-Surface: (Fix Surface)
- Electronics: DAE4 Sn1311; Calibrated: 2019/8/27
- Phantom: HAC Test Arch with AMCC; Type: SD HAC P01 BA;
- Measurement SW: DASY52, Version 52.10 (4); SEMCAD X Version 14.6.14 (7483)

E Scan - ER3D: 15 mm from Probe Center to the Device/Hearing Aid Compatibility Test (101x101x1): Interpolated grid: dx=0.5000 mm, dy=0.5000 mm

Device Reference Point: 0, 0, -6.3 mm

Reference Value = 20.89 V/m; Power Drift = -0.07 dB

Applied MIF = -3.15 dB

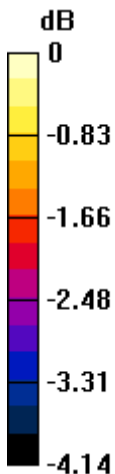
RF audio interference level = 20.53 dBV/m

Emission category: M4

MIF scaled E-field

| | | |
|--|--|--|
| Grid 1 M4 20.26 dBV/m | Grid 2 M4 20 dBV/m | Grid 3 M4 19.64 dBV/m |
| Grid 4 M4 20.18 dBV/m | Grid 5 M4 20.53 dBV/m | Grid 6 M4 19.8 dBV/m |
| Grid 7 M4 20.08 dBV/m | Grid 8 M4 20.03 dBV/m | Grid 9 M4 19.25 dBV/m |

Cursor:
 Total = 20.53 dBV/m
 E Category: M4
 Location: 5, 0, 8.7 mm



0 dB = 10.63 V/m = 20.53 dBV/m

#14_HAC_E_WLAN5GHz_802.11a 6Mbps_Ch52;Ant 1+2

Communication System: 802.11a/h WiFi 5 GHz (OFDM, 54 Mbps); Frequency: 5260 MHz; Duty Cycle: 1:11.3789

Medium: Air Medium parameters used: $\sigma = 0$ S/m, $\epsilon_r = 1$; $\rho = 0$ kg/m³

Ambient Temperature : 23.3 °C

DASY5 Configuration

- Probe: EF3DV3 - SN4047; ConvF(1, 1, 1) @ 5260 MHz; Calibrated: 2020/1/24
- Sensor-Surface: (Fix Surface)
- Electronics: DAE4 Sn1311; Calibrated: 2019/8/27
- Phantom: HAC Test Arch with AMCC; Type: SD HAC P01 BA;
- Measurement SW: DASY52, Version 52.10 (4); SEMCAD X Version 14.6.14 (7483)

E Scan - ER3D: 15 mm from Probe Center to the Device/Hearing Aid Compatibility Test (101x101x1): Interpolated grid: dx=0.5000 mm, dy=0.5000 mm

Device Reference Point: 0, 0, -6.3 mm

Reference Value = 20.45 V/m; Power Drift = -0.02 dB

Applied MIF = -3.15 dB

RF audio interference level = 20.41 dBV/m

Emission category: M4

MIF scaled E-field

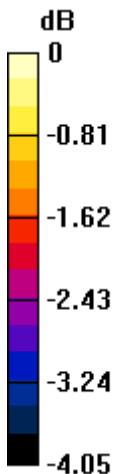
| | | |
|--|--|--|
| Grid 1 M4 20.21 dBV/m | Grid 2 M4 20.03 dBV/m | Grid 3 M4 19.55 dBV/m |
| Grid 4 M4 20.13 dBV/m | Grid 5 M4 20.41 dBV/m | Grid 6 M4 19.65 dBV/m |
| Grid 7 M4 20.12 dBV/m | Grid 8 M4 20.06 dBV/m | Grid 9 M4 19.55 dBV/m |

Cursor:

Total = 20.41 dBV/m

E Category: M4

Location: 4.5, 0, 8.7 mm



0 dB = 10.48 V/m = 20.41 dBV/m

#15_HAC_E_WLAN5GHz_802.11a 6Mbps_Ch56;Ant 1+2

Communication System: 802.11a/h WiFi 5 GHz (OFDM, 54 Mbps); Frequency: 5280 MHz; Duty Cycle: 1:11.3789

Medium: Air Medium parameters used: $\sigma = 0$ S/m, $\epsilon_r = 1$; $\rho = 0$ kg/m³

Ambient Temperature : 23.3 °C

DASY5 Configuration

- Probe: EF3DV3 - SN4047; ConvF(1, 1, 1) @ 5280 MHz; Calibrated: 2020/1/24
- Sensor-Surface: (Fix Surface)
- Electronics: DAE4 Sn1311; Calibrated: 2019/8/27
- Phantom: HAC Test Arch with AMCC; Type: SD HAC P01 BA;
- Measurement SW: DASY52, Version 52.10 (4); SEMCAD X Version 14.6.14 (7483)

E Scan - ER3D: 15 mm from Probe Center to the Device/Hearing Aid Compatibility Test (101x101x1): Interpolated grid: dx=0.5000 mm, dy=0.5000 mm

Device Reference Point: 0, 0, -6.3 mm

Reference Value = 20.27 V/m; Power Drift = 0.10 dB

Applied MIF = -3.15 dB

RF audio interference level = 20.47 dBV/m

Emission category: M4

MIF scaled E-field

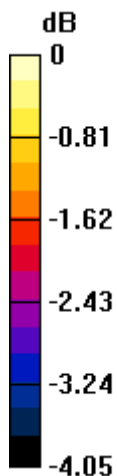
| | | |
|--|--|--|
| Grid 1 M4 20.17 dBV/m | Grid 2 M4 20.15 dBV/m | Grid 3 M4 19.79 dBV/m |
| Grid 4 M4 20.17 dBV/m | Grid 5 M4 20.47 dBV/m | Grid 6 M4 19.88 dBV/m |
| Grid 7 M4 20.09 dBV/m | Grid 8 M4 19.97 dBV/m | Grid 9 M4 19.2 dBV/m |

Cursor:

Total = 20.47 dBV/m

E Category: M4

Location: 5, 0, 8.7 mm



0 dB = 10.56 V/m = 20.47 dBV/m

#16_HAC_E_WLAN5GHz_802.11a 6Mbps_Ch60;Ant 1+2

Communication System: 802.11a/h WiFi 5 GHz (OFDM, 54 Mbps); Frequency: 5300 MHz;Duty Cycle: 1:11.3789

Medium: Air Medium parameters used: $\sigma = 0$ S/m, $\epsilon_r = 1$; $\rho = 0$ kg/m³

Ambient Temperature : 23.3 °C

DASY5 Configuration

- Probe: EF3DV3 - SN4047; ConvF(1, 1, 1) @ 5300 MHz; Calibrated: 2020/1/24
- Sensor-Surface: (Fix Surface)
- Electronics: DAE4 Sn1311; Calibrated: 2019/8/27
- Phantom: HAC Test Arch with AMCC; Type: SD HAC P01 BA;
- Measurement SW: DASY52, Version 52.10 (4); SEMCAD X Version 14.6.14 (7483)

E Scan - ER3D: 15 mm from Probe Center to the Device/Hearing Aid Compatibility Test (101x101x1): Interpolated grid: dx=0.5000 mm, dy=0.5000 mm

Device Reference Point: 0, 0, -6.3 mm

Reference Value = 20.77 V/m; Power Drift = 0.07 dB

Applied MIF = -3.15 dB

RF audio interference level = 20.61 dBV/m

Emission category: M4

MIF scaled E-field

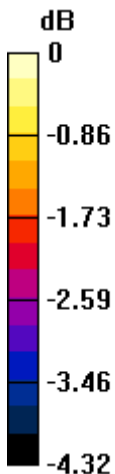
| | | |
|--|--|--|
| Grid 1 M4 20.35 dBV/m | Grid 2 M4 20.46 dBV/m | Grid 3 M4 19.88 dBV/m |
| Grid 4 M4 20.26 dBV/m | Grid 5 M4 20.61 dBV/m | Grid 6 M4 20.03 dBV/m |
| Grid 7 M4 20.28 dBV/m | Grid 8 M4 19.95 dBV/m | Grid 9 M4 19.48 dBV/m |

Cursor:

Total = 20.61 dBV/m

E Category: M4

Location: 4.5, 0, 8.7 mm



0 dB = 10.73 V/m = 20.61 dBV/m

#17_HAC_E_WLAN5GHz_802.11a 6Mbps_Ch64;Ant 1+2

Communication System: 802.11a/h WiFi 5 GHz (OFDM, 54 Mbps); Frequency: 5320 MHz;Duty Cycle: 1:11.3789

Medium: Air Medium parameters used: $\sigma = 0$ S/m, $\epsilon_r = 1$; $\rho = 0$ kg/m³

Ambient Temperature : 23.3 °C

DASY5 Configuration

- Probe: EF3DV3 - SN4047; ConvF(1, 1, 1) @ 5320 MHz; Calibrated: 2020/1/24
- Sensor-Surface: (Fix Surface)
- Electronics: DAE4 Sn1311; Calibrated: 2019/8/27
- Phantom: HAC Test Arch with AMCC; Type: SD HAC P01 BA;
- Measurement SW: DASY52, Version 52.10 (4); SEMCAD X Version 14.6.14 (7483)

E Scan - ER3D: 15 mm from Probe Center to the Device/Hearing Aid Compatibility Test (101x101x1): Interpolated grid: dx=0.5000 mm, dy=0.5000 mm

Device Reference Point: 0, 0, -6.3 mm

Reference Value = 20.66 V/m; Power Drift = 0.07 dB

Applied MIF = -3.15 dB

RF audio interference level = 20.63 dBV/m

Emission category: M4

MIF scaled E-field


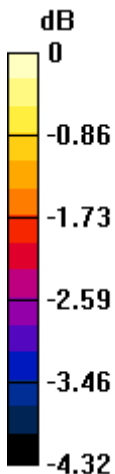
| | | |
|--|--|--|
| Grid 1 M4 20.16 dBV/m | Grid 2 M4 20.33 dBV/m | Grid 3 M4 19.8 dBV/m |
| Grid 4 M4 20.27 dBV/m | Grid 5 M4 20.63 dBV/m | Grid 6 M4 19.92 dBV/m |
| Grid 7 M4 20.19 dBV/m | Grid 8 M4 20.07 dBV/m | Grid 9 M4 19.17 dBV/m |

Cursor:

Total = 20.63 dBV/m

E Category: M4

Location: 4.5, 0, 8.7 mm



0 dB = 10.75 V/m = 20.63 dBV/m

#18_HAC_E_WLAN5GHz_802.11a 6Mbps_Ch100;Ant 1+2

Communication System: 802.11a/h WiFi 5 GHz (OFDM, 54 Mbps); Frequency: 5500 MHz;Duty Cycle: 1:11.3789

Medium: Air Medium parameters used: $\sigma = 0$ S/m, $\epsilon_r = 1$; $\rho = 0$ kg/m³

Ambient Temperature : 23.3 °C

DASY5 Configuration

- Probe: EF3DV3 - SN4047; ConvF(1, 1, 1) @ 5500 MHz; Calibrated: 2020/1/24
- Sensor-Surface: (Fix Surface)
- Electronics: DAE4 Sn1311; Calibrated: 2019/8/27
- Phantom: HAC Test Arch with AMCC; Type: SD HAC P01 BA;
- Measurement SW: DASY52, Version 52.10 (4); SEMCAD X Version 14.6.14 (7483)

E Scan - ER3D: 15 mm from Probe Center to the Device/Hearing Aid Compatibility Test (101x101x1): Interpolated grid: dx=0.5000 mm, dy=0.5000 mm

Device Reference Point: 0, 0, -6.3 mm

Reference Value = 21.93 V/m; Power Drift = 0.10 dB

Applied MIF = -3.15 dB

RF audio interference level = 20.96 dBV/m

Emission category: M4

MIF scaled E-field


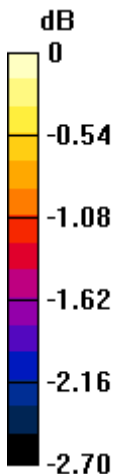
| | | |
|--|--|--|
| Grid 1 M4 20.82 dBV/m | Grid 2 M4 20.96 dBV/m | Grid 3 M4 20.68 dBV/m |
| Grid 4 M4 20.25 dBV/m | Grid 5 M4 20.75 dBV/m | Grid 6 M4 20.75 dBV/m |
| Grid 7 M4 20.26 dBV/m | Grid 8 M4 20.43 dBV/m | Grid 9 M4 20.43 dBV/m |

Cursor:

Total = 20.96 dBV/m

E Category: M4

Location: 0, -18.5, 8.7 mm



0 dB = 11.17 V/m = 20.96 dBV/m

#19_HAC_E_WLAN5GHz_802.11a 6Mbps_Ch116;Ant 1+2

Communication System: 802.11a/h WiFi 5 GHz (OFDM, 54 Mbps); Frequency: 5580 MHz;Duty Cycle: 1:11.3789

Medium: Air Medium parameters used: $\sigma = 0$ S/m, $\epsilon_r = 1$; $\rho = 0$ kg/m³

Ambient Temperature : 23.3 °C

DASY5 Configuration

- Probe: EF3DV3 - SN4047; ConvF(1, 1, 1) @ 5580 MHz; Calibrated: 2020/1/24
- Sensor-Surface: (Fix Surface)
- Electronics: DAE4 Sn1311; Calibrated: 2019/8/27
- Phantom: HAC Test Arch with AMCC; Type: SD HAC P01 BA;
- Measurement SW: DASY52, Version 52.10 (4); SEMCAD X Version 14.6.14 (7483)

E Scan - ER3D: 15 mm from Probe Center to the Device/Hearing Aid Compatibility Test (101x101x1): Interpolated grid: dx=0.5000 mm, dy=0.5000 mm

Device Reference Point: 0, 0, -6.3 mm

Reference Value = 22.99 V/m; Power Drift = 0.13 dB

Applied MIF = -3.15 dB

RF audio interference level = 21.82 dBV/m

Emission category: M4

MIF scaled E-field

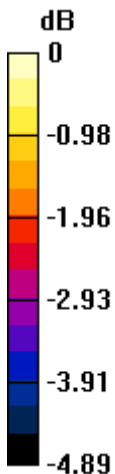
| | | |
|--|--|--|
| Grid 1 M4 21.82 dBV/m | Grid 2 M4 20.78 dBV/m | Grid 3 M4 20.6 dBV/m |
| Grid 4 M4 20.39 dBV/m | Grid 5 M4 21.16 dBV/m | Grid 6 M4 21.19 dBV/m |
| Grid 7 M4 20.42 dBV/m | Grid 8 M4 20.87 dBV/m | Grid 9 M4 20.88 dBV/m |

Cursor:

Total = 21.82 dBV/m

E Category: M4

Location: 20, -19.5, 8.7 mm



0 dB = 12.34 V/m = 21.83 dBV/m

#20_HAC_E_WLAN5GHz_802.11a 6Mbps_Ch132;Ant 1+2

Communication System: 802.11a/h WiFi 5 GHz (OFDM, 54 Mbps); Frequency: 5660 MHz;Duty Cycle: 1:11.3789

Medium: Air Medium parameters used: $\sigma = 0$ S/m, $\epsilon_r = 1$; $\rho = 0$ kg/m³

Ambient Temperature : 23.3 °C

DASY5 Configuration

- Probe: EF3DV3 - SN4047; ConvF(1, 1, 1) @ 5660 MHz; Calibrated: 2020/1/24
- Sensor-Surface: (Fix Surface)
- Electronics: DAE4 Sn1311; Calibrated: 2019/8/27
- Phantom: HAC Test Arch with AMCC; Type: SD HAC P01 BA;
- Measurement SW: DASY52, Version 52.10 (4); SEMCAD X Version 14.6.14 (7483)

E Scan - ER3D: 15 mm from Probe Center to the Device/Hearing Aid Compatibility Test (101x101x1): Interpolated grid: dx=0.5000 mm, dy=0.5000 mm

Device Reference Point: 0, 0, -6.3 mm

Reference Value = 22.43 V/m; Power Drift = 0.02 dB

Applied MIF = -3.15 dB

RF audio interference level = 21.10 dBV/m

Emission category: M4

MIF scaled E-field

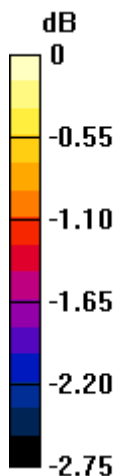
| | | |
|--|--|--|
| Grid 1 M4 21.1 dBV/m | Grid 2 M4 20.59 dBV/m | Grid 3 M4 20.26 dBV/m |
| Grid 4 M4 20.53 dBV/m | Grid 5 M4 20.79 dBV/m | Grid 6 M4 20.78 dBV/m |
| Grid 7 M4 20.16 dBV/m | Grid 8 M4 20.56 dBV/m | Grid 9 M4 20.48 dBV/m |

Cursor:

Total = 21.10 dBV/m

E Category: M4

Location: 20.5, -16, 8.7 mm



0 dB = 11.35 V/m = 21.10 dBV/m

#21_HAC_E_WLAN5GHz_802.11a 6Mbps_Ch140;Ant 1+2

Communication System: 802.11a/h WiFi 5 GHz (OFDM, 54 Mbps); Frequency: 5700 MHz; Duty Cycle: 1:11.3789

Medium: Air Medium parameters used: $\sigma = 0$ S/m, $\epsilon_r = 1$; $\rho = 0$ kg/m³

Ambient Temperature : 23.3 °C

DASY5 Configuration

- Probe: EF3DV3 - SN4047; ConvF(1, 1, 1) @ 5700 MHz; Calibrated: 2020/1/24
- Sensor-Surface: (Fix Surface)
- Electronics: DAE4 Sn1311; Calibrated: 2019/8/27
- Phantom: HAC Test Arch with AMCC; Type: SD HAC P01 BA;
- Measurement SW: DASY52, Version 52.10 (4); SEMCAD X Version 14.6.14 (7483)

E Scan - ER3D: 15 mm from Probe Center to the Device/Hearing Aid Compatibility Test (101x101x1): Interpolated grid: dx=0.5000 mm, dy=0.5000 mm

Device Reference Point: 0, 0, -6.3 mm

Reference Value = 21.59 V/m; Power Drift = 0.07 dB

Applied MIF = -3.15 dB

RF audio interference level = 20.99 dBV/m

Emission category: M4

MIF scaled E-field

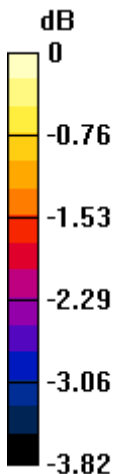
| | | |
|--|--|--|
| Grid 1 M4 20.99 dBV/m | Grid 2 M4 20.32 dBV/m | Grid 3 M4 19.72 dBV/m |
| Grid 4 M4 20.29 dBV/m | Grid 5 M4 20.4 dBV/m | Grid 6 M4 20.25 dBV/m |
| Grid 7 M4 20.12 dBV/m | Grid 8 M4 20.21 dBV/m | Grid 9 M4 19.95 dBV/m |

Cursor:

Total = 20.99 dBV/m

E Category: M4

Location: 20, -16, 8.7 mm



0 dB = 11.21 V/m = 20.99 dBV/m

#22_HAC_E_WLAN5GHz_802.11a 6Mbps_Ch149;Ant 1+2

Communication System: 802.11a/h WiFi 5 GHz (OFDM, 54 Mbps); Frequency: 5745 MHz; Duty Cycle: 1:11.3789

Medium: Air Medium parameters used: $\sigma = 0$ S/m, $\epsilon_r = 1$; $\rho = 0$ kg/m³

Ambient Temperature : 23.3 °C

DASY5 Configuration

- Probe: EF3DV3 - SN4047; ConvF(1, 1, 1) @ 5745 MHz; Calibrated: 2020/1/24
- Sensor-Surface: (Fix Surface)
- Electronics: DAE4 Sn1311; Calibrated: 2019/8/27
- Phantom: HAC Test Arch with AMCC; Type: SD HAC P01 BA;
- Measurement SW: DASY52, Version 52.10 (4); SEMCAD X Version 14.6.14 (7483)

E Scan - ER3D: 15 mm from Probe Center to the Device/Hearing Aid Compatibility Test (101x101x1): Interpolated grid: dx=0.5000 mm, dy=0.5000 mm

Device Reference Point: 0, 0, -6.3 mm

Reference Value = 22.25 V/m; Power Drift = -0.00 dB

Applied MIF = -3.15 dB

RF audio interference level = 21.11 dBV/m

Emission category: M4

MIF scaled E-field


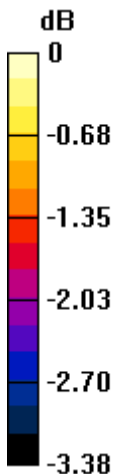
| | | |
|--|--|--|
| Grid 1 M4 21.11 dBV/m | Grid 2 M4 20.6 dBV/m | Grid 3 M4 19.75 dBV/m |
| Grid 4 M4 20.28 dBV/m | Grid 5 M4 20.65 dBV/m | Grid 6 M4 20.5 dBV/m |
| Grid 7 M4 20.28 dBV/m | Grid 8 M4 20.6 dBV/m | Grid 9 M4 20.38 dBV/m |

Cursor:

Total = 21.11 dBV/m

E Category: M4

Location: 20.5, -16.5, 8.7 mm



0 dB = 11.37 V/m = 21.12 dBV/m

#23_HAC_E_WLAN5GHz_802.11a 6Mbps_Ch157;Ant 1+2

Communication System: 802.11a/h WiFi 5 GHz (OFDM, 54 Mbps); Frequency: 5785 MHz; Duty Cycle: 1:11.3789

Medium: Air Medium parameters used: $\sigma = 0$ S/m, $\epsilon_r = 1$; $\rho = 0$ kg/m³

Ambient Temperature : 23.3 °C

DASY5 Configuration

- Probe: EF3DV3 - SN4047; ConvF(1, 1, 1) @ 5785 MHz; Calibrated: 2020/1/24
- Sensor-Surface: (Fix Surface)
- Electronics: DAE4 Sn1311; Calibrated: 2019/8/27
- Phantom: HAC Test Arch with AMCC; Type: SD HAC P01 BA;
- Measurement SW: DASY52, Version 52.10 (4); SEMCAD X Version 14.6.14 (7483)

E Scan - ER3D: 15 mm from Probe Center to the Device/Hearing Aid Compatibility Test (101x101x1): Interpolated grid: dx=0.5000 mm, dy=0.5000 mm

Device Reference Point: 0, 0, -6.3 mm

Reference Value = 22.10 V/m; Power Drift = 0.07 dB

Applied MIF = -3.15 dB

RF audio interference level = 21.15 dBV/m

Emission category: M4

MIF scaled E-field

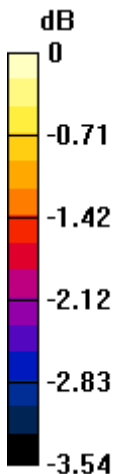
| | | |
|--|--|--|
| Grid 1 M4 21.15 dBV/m | Grid 2 M4 19.96 dBV/m | Grid 3 M4 18.86 dBV/m |
| Grid 4 M4 20.44 dBV/m | Grid 5 M4 20.77 dBV/m | Grid 6 M4 20.35 dBV/m |
| Grid 7 M4 20.25 dBV/m | Grid 8 M4 20.73 dBV/m | Grid 9 M4 20.35 dBV/m |

Cursor:

Total = 21.15 dBV/m

E Category: M4

Location: 21.5, -16.5, 8.7 mm



0 dB = 11.42 V/m = 21.15 dBV/m

#24_HAC_E_WLAN5GHz_802.11a 6Mbps_Ch165;Ant 1+2

Communication System: 802.11a/h WiFi 5 GHz (OFDM, 54 Mbps); Frequency: 5825 MHz; Duty Cycle: 1:11.3789

Medium: Air Medium parameters used: $\sigma = 0$ S/m, $\epsilon_r = 1$; $\rho = 0$ kg/m³

Ambient Temperature : 23.3 °C

DASY5 Configuration

- Probe: EF3DV3 - SN4047; ConvF(1, 1, 1) @ 5825 MHz; Calibrated: 2020/1/24
- Sensor-Surface: (Fix Surface)
- Electronics: DAE4 Sn1311; Calibrated: 2019/8/27
- Phantom: HAC Test Arch with AMCC; Type: SD HAC P01 BA;
- Measurement SW: DASY52, Version 52.10 (4); SEMCAD X Version 14.6.14 (7483)

E Scan - ER3D: 15 mm from Probe Center to the Device/Hearing Aid Compatibility Test (101x101x1): Interpolated grid: dx=0.5000 mm, dy=0.5000 mm

Device Reference Point: 0, 0, -6.3 mm

Reference Value = 23.11 V/m; Power Drift = 0.01 dB

Applied MIF = -3.15 dB

RF audio interference level = 21.19 dBV/m

Emission category: M4

MIF scaled E-field


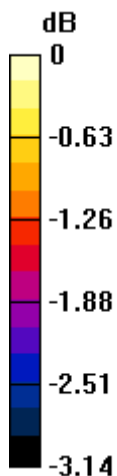
| | | |
|--|--|--|
| Grid 1 M4 21.17 dBV/m | Grid 2 M4 20.16 dBV/m | Grid 3 M4 19.33 dBV/m |
| Grid 4 M4 20.43 dBV/m | Grid 5 M4 21.19 dBV/m | Grid 6 M4 21.11 dBV/m |
| Grid 7 M4 20.19 dBV/m | Grid 8 M4 21.18 dBV/m | Grid 9 M4 21.1 dBV/m |

Cursor:

Total = 21.19 dBV/m

E Category: M4

Location: -5, 7.5, 8.7 mm



0 dB = 11.46 V/m = 21.18 dBV/m