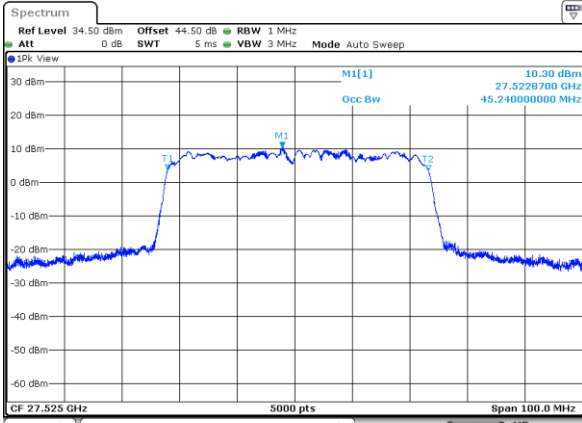




CP-OFDM Module 1

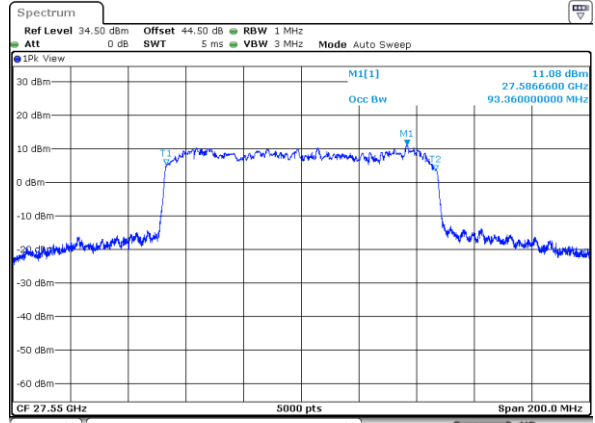
NR Band n261

Lowest Channel / 50MHz / 64QAM



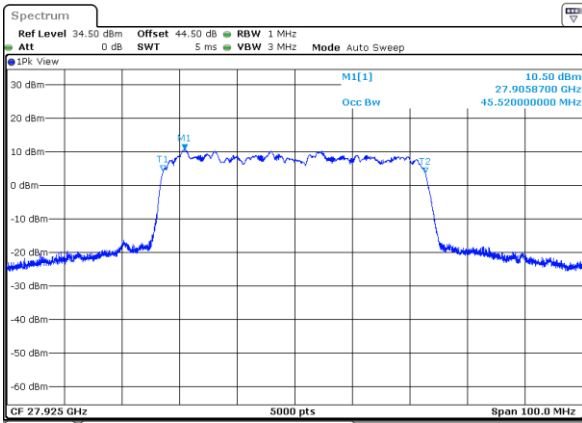
Date: 25 JUN 2020 19:49:47

Lowest Channel / 100MHz / QPSK



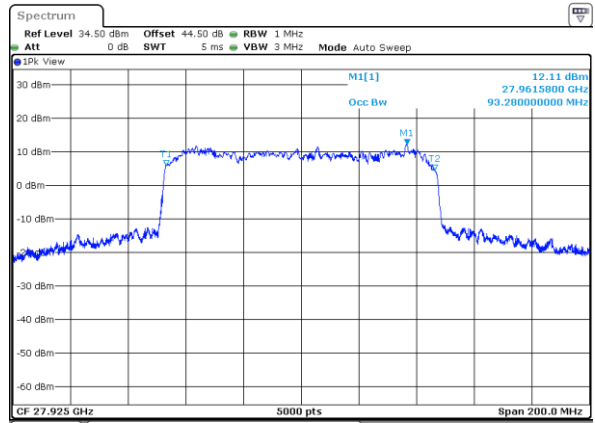
Date: 25 JUN 2020 20:17:12

Middle Channel / 50MHz / 64QAM



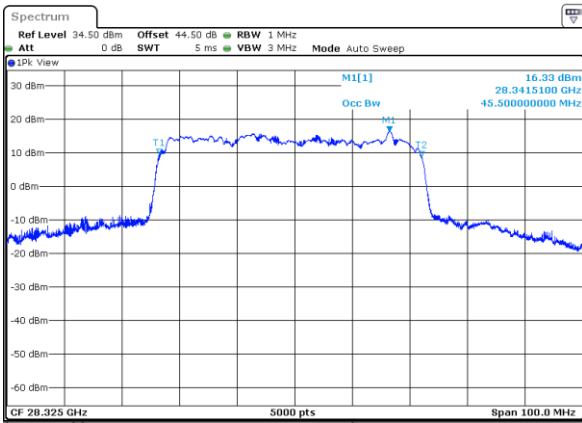
Date: 25 JUN 2020 21:05:50

Middle Channel / 100MHz / QPSK



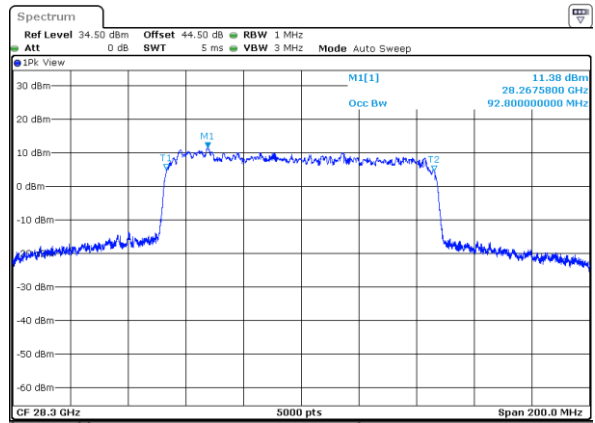
Date: 25 JUN 2020 22:02:07

Highest Channel / 50MHz / 64QAM



Date: 26 JUN 2020 14:34:32

Highest Channel / 100MHz / QPSK



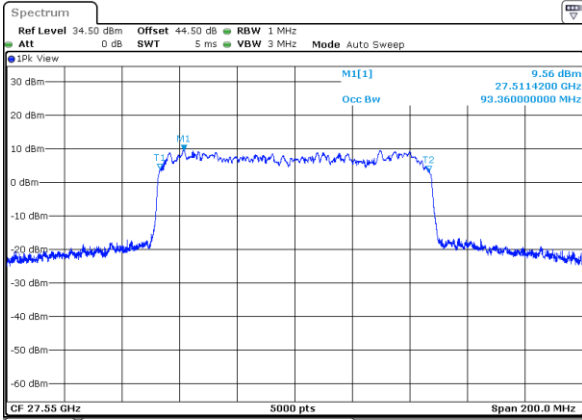
Date: 26 JUN 2020 16:23:59



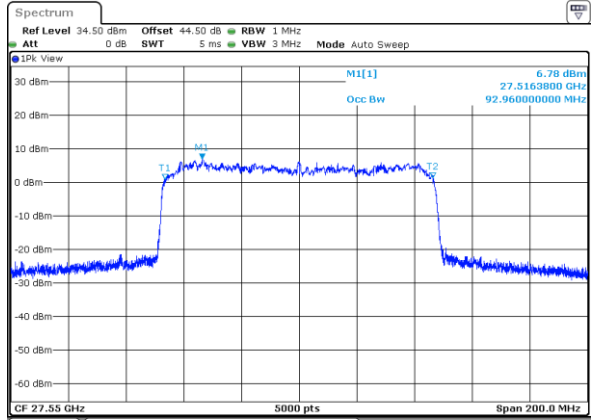
CP-OFDM Module 1

NR Band n261

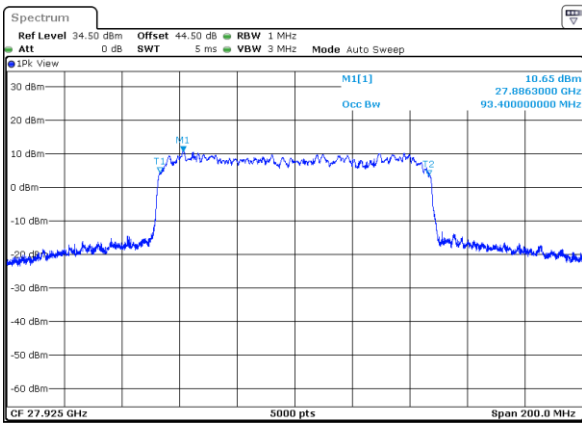
Lowest Channel / 100MHz / 16QAM



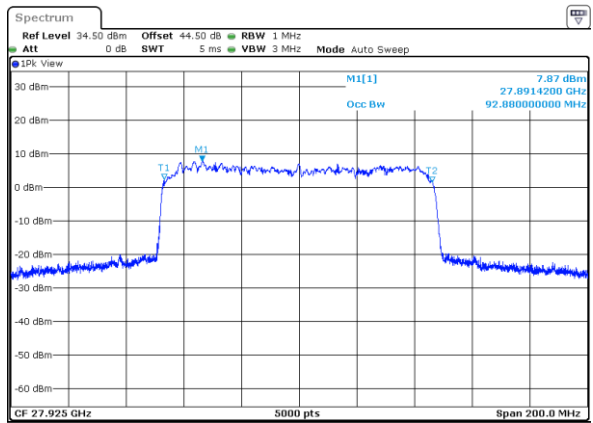
Lowest Channel / 100MHz / 64QAM



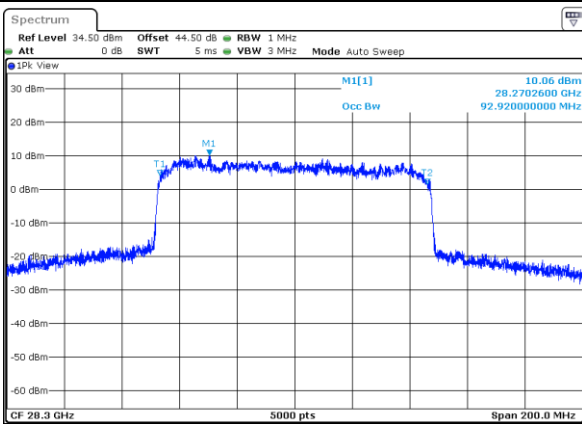
Middle Channel / 100MHz / 16QAM



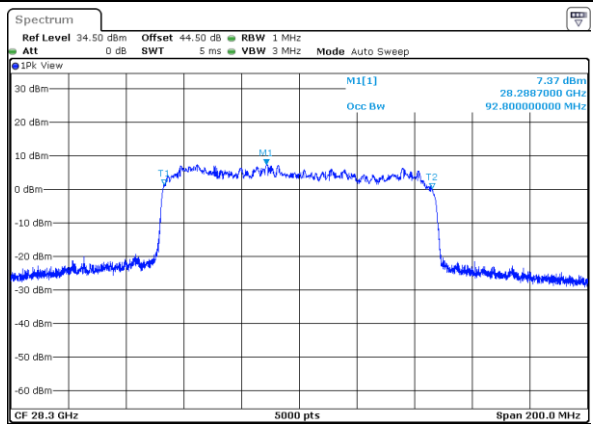
Middle Channel / 100MHz / 64QAM



Highest Channel / 100MHz / 16QAM



Highest Channel / 100MHz / 64QAM

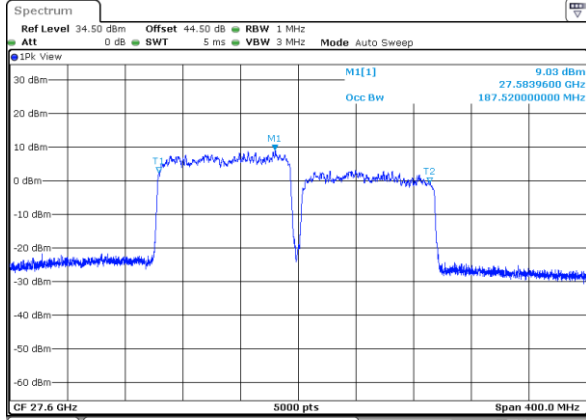




DFT-s-OFDM Module 0

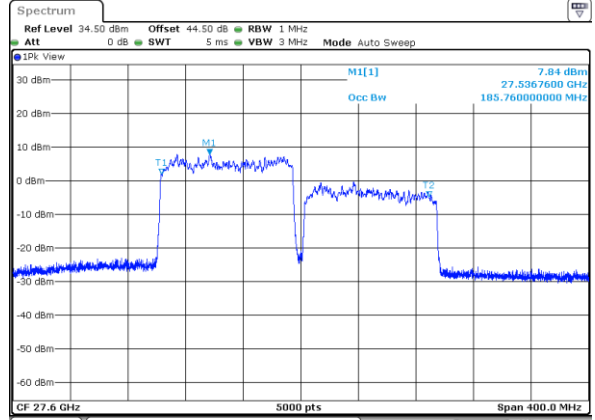
NR Band n261

Lowest Channel / 200MHz / QPSK



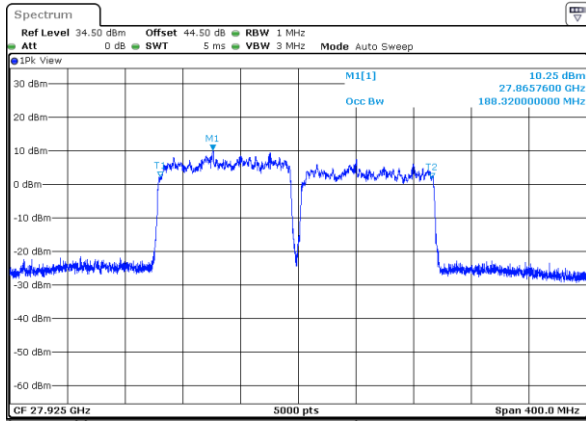
Date: 7,AUG,2020 14:01:28

Lowest Channel / 200MHz / 16QAM



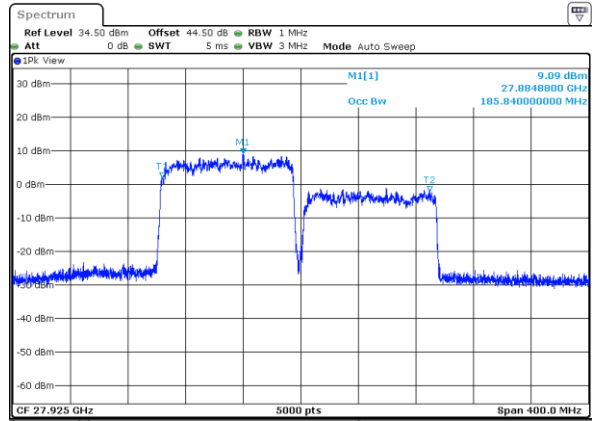
Date: 7,AUG,2020 14:54:11

Middle Channel / 200MHz / QPSK



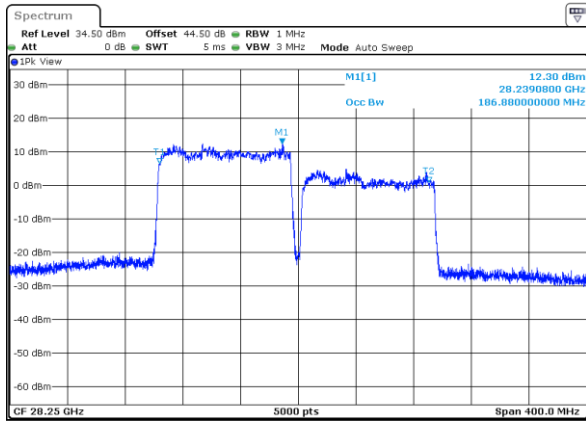
Date: 7,AUG,2020 16:04:52

Middle Channel / 200MHz / 16QAM



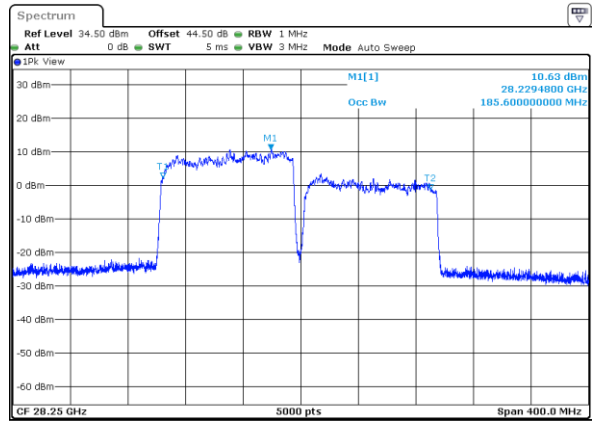
Date: 7,AUG,2020 16:01:08

Highest Channel / 200MHz / QPSK



Date: 3,AUG,2020 21:134:01

Highest Channel / 200MHz / 16QAM



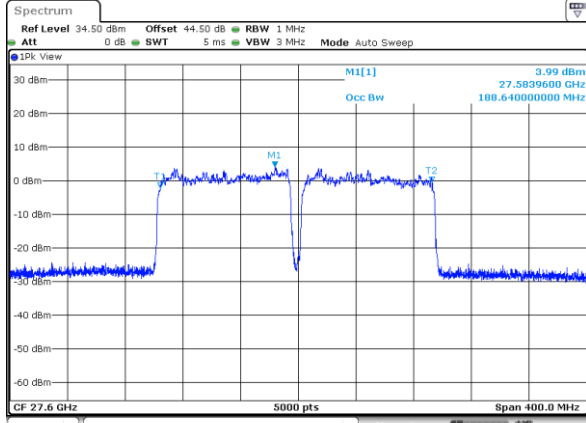
Date: 3,AUG,2020 21:135:26



DFT-s-OFDM Module 0

NR Band n261

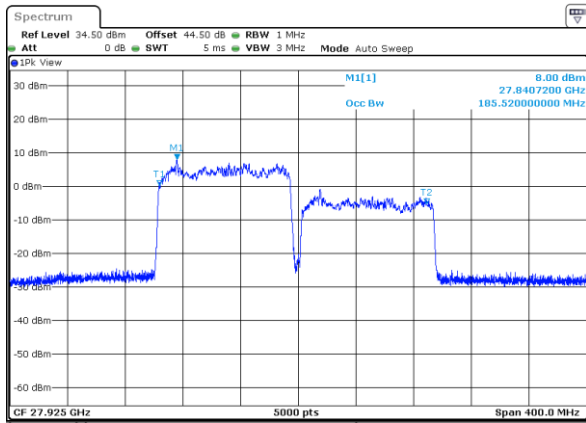
Lowest Channel / 200MHz / 64QAM



Date: 7_AUG.2020 14:58:39

intentionally blank

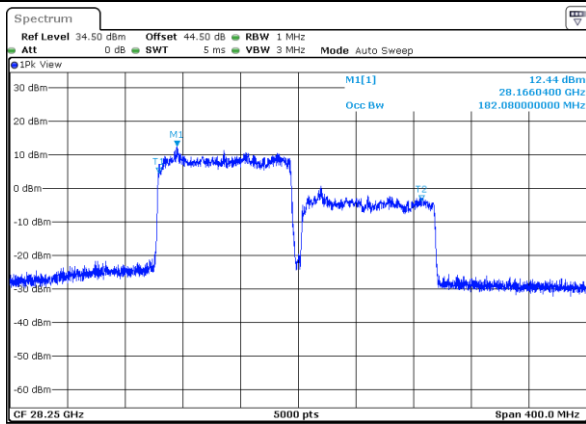
Middle Channel / 200MHz / 64QAM



Date: 7_AUG.2020 16:07:21

intentionally blank

Highest Channel / 200MHz / 64QAM



Date: 3_AUG.2020 21:36:52

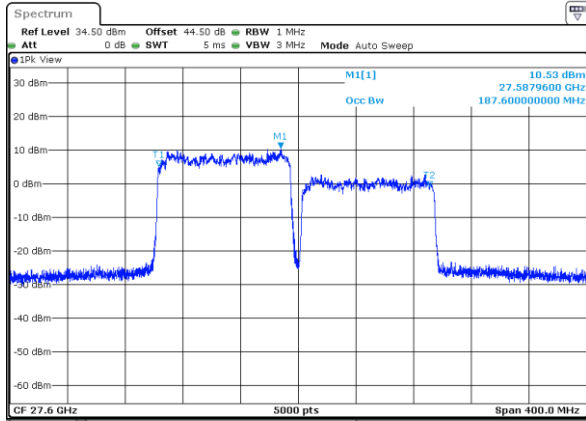
intentionally blank



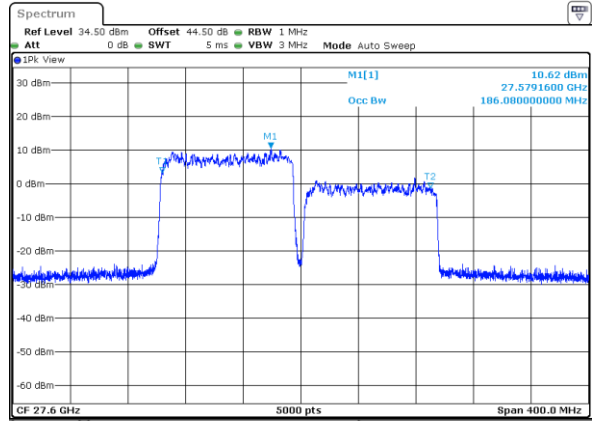
DFT-s-OFDM Module 1

NR Band n261

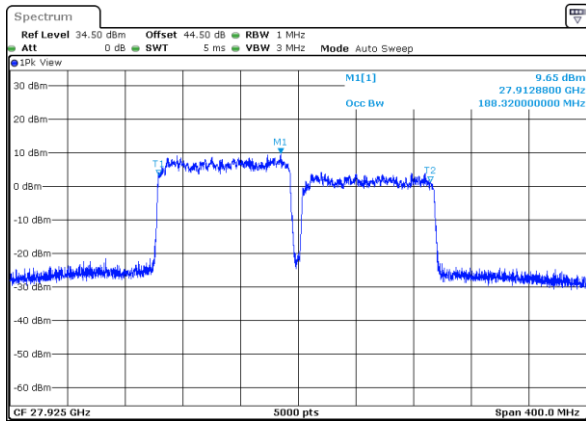
Lowest Channel / 200MHz / QPSK



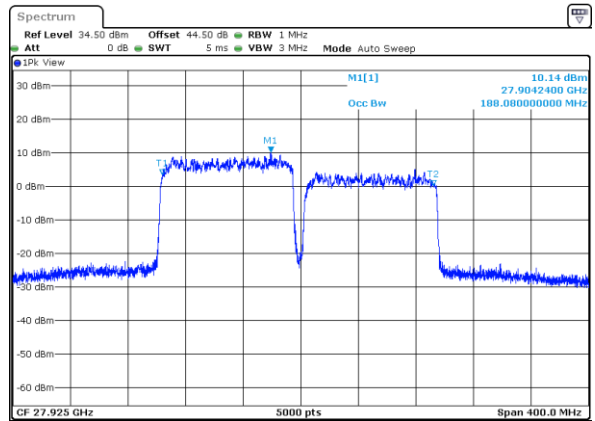
Lowest Channel / 200MHz / 16QAM



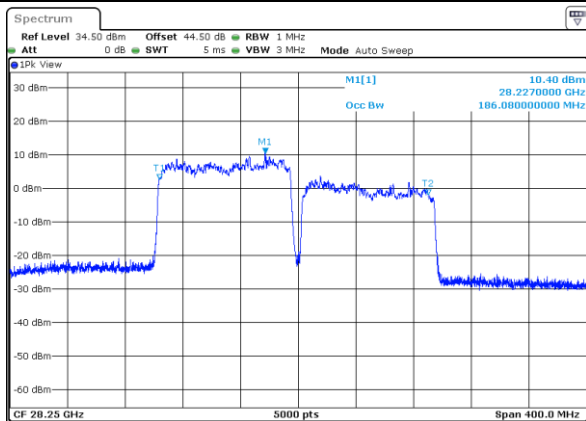
Middle Channel / 200MHz / QPSK



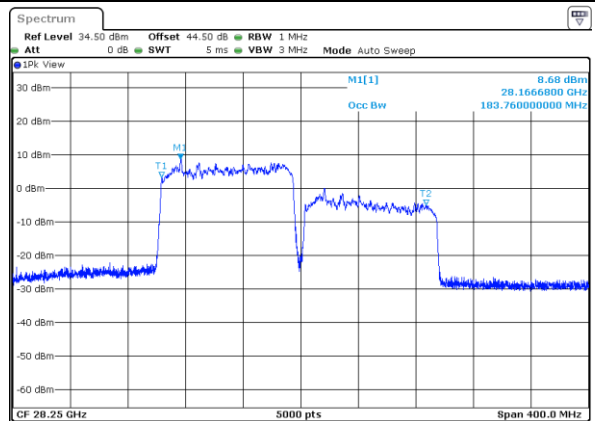
Middle Channel / 200MHz / 16QAM



Highest Channel / 200MHz / QPSK



Highest Channel / 200MHz / 16QAM

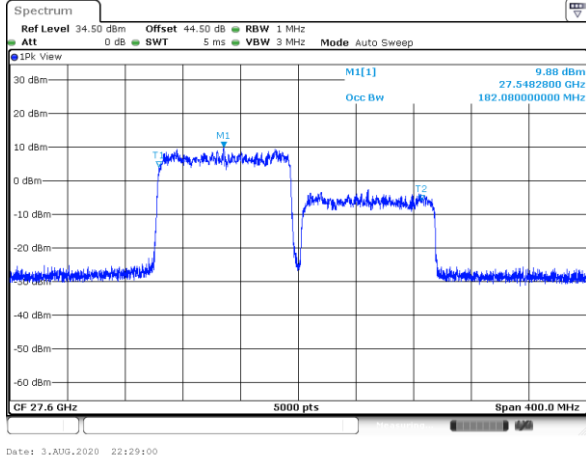




DFT-s-OFDM Module 1

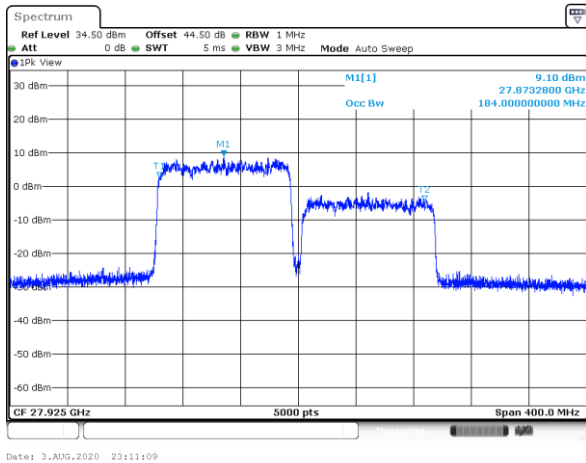
NR Band n261

Lowest Channel / 200MHz / 64QAM



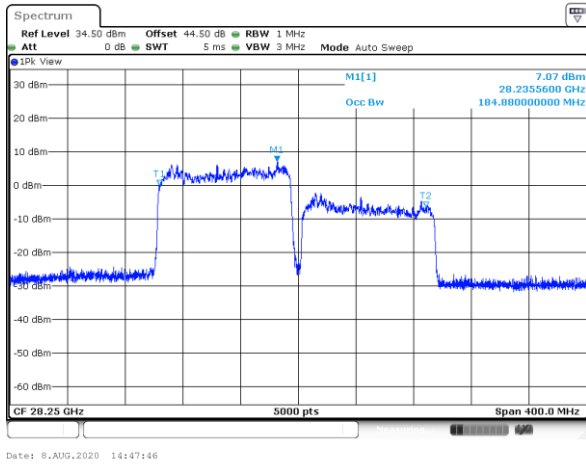
intentionally blank

Middle Channel / 200MHz / 64QAM



intentionally blank

Highest Channel / 200MHz / 64QAM



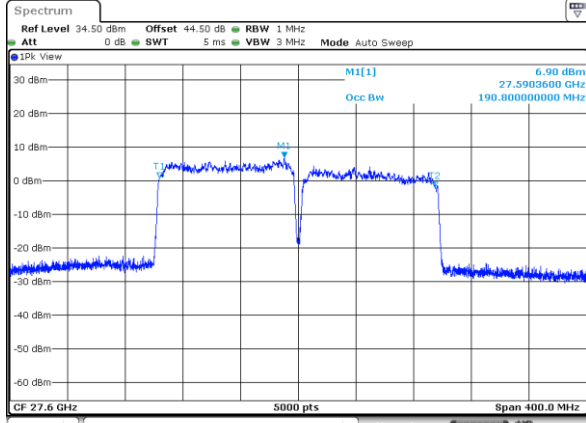
intentionally blank



CP-OFDM Module 0

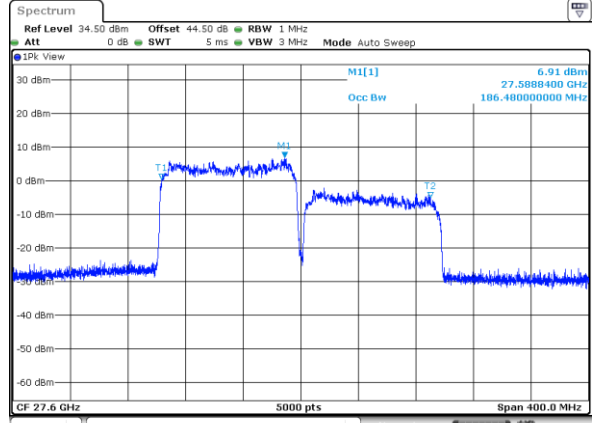
NR Band n261

Lowest Channel / 200MHz / QPSK



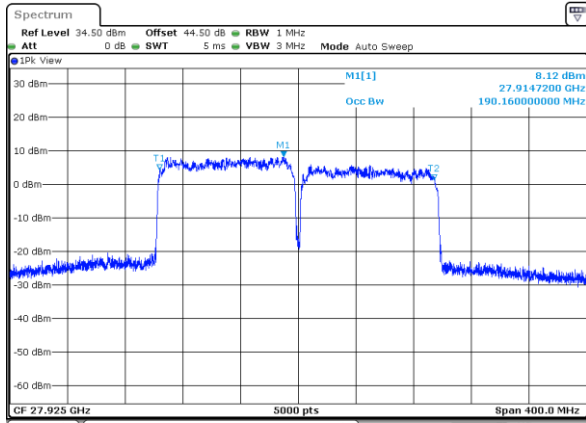
Date: 7,AUG,2020 14:30:59

Lowest Channel / 200MHz / 16QAM



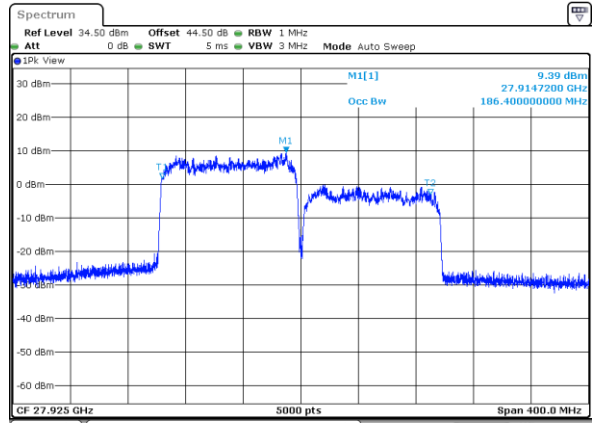
Date: 7,AUG,2020 14:32:45

Middle Channel / 200MHz / QPSK



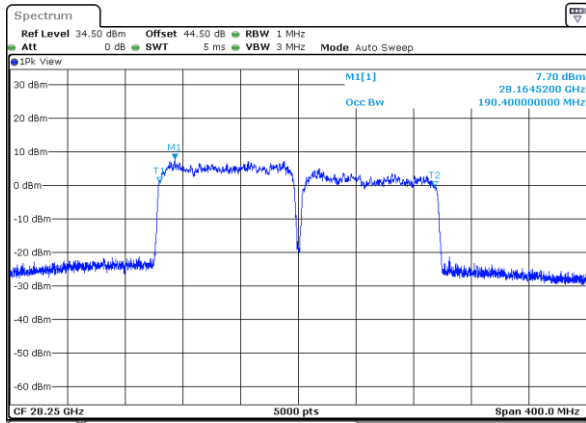
Date: 3,AUG,2020 21:10:07

Middle Channel / 200MHz / 16QAM



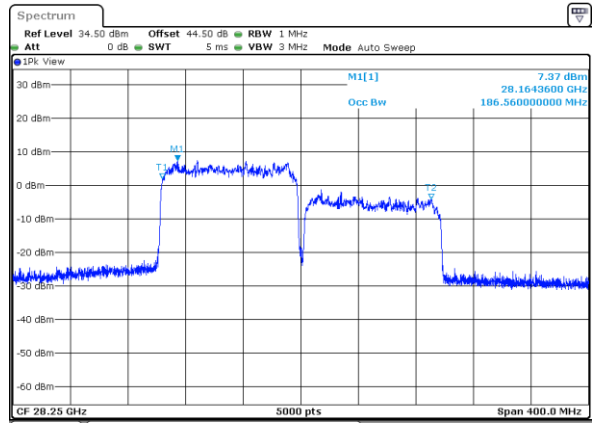
Date: 3,AUG,2020 21:09:07

Highest Channel / 200MHz / QPSK



Date: 3,AUG,2020 21:15:26

Highest Channel / 200MHz / 16QAM



Date: 3,AUG,2020 21:15:55



CP-OFDM Module 0

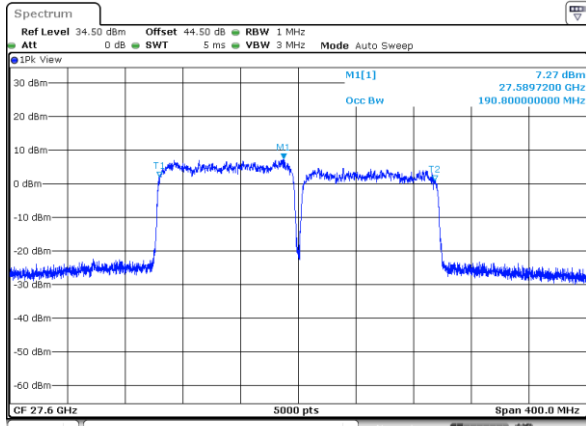
NR Band n261	
<p>Lowest Channel / 200MHz / 64QAM</p> <p>intentionally blank</p>	
<p>Middle Channel / 200MHz / 64QAM</p> <p>intentionally blank</p>	
<p>Highest Channel / 200MHz / 64QAM</p> <p>intentionally blank</p>	



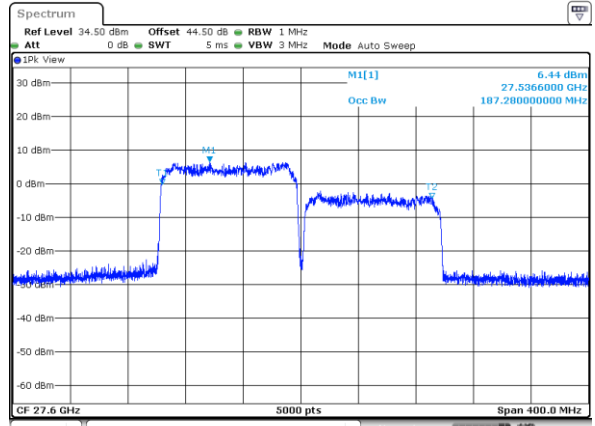
CP-OFDM Module 1

NR Band n261

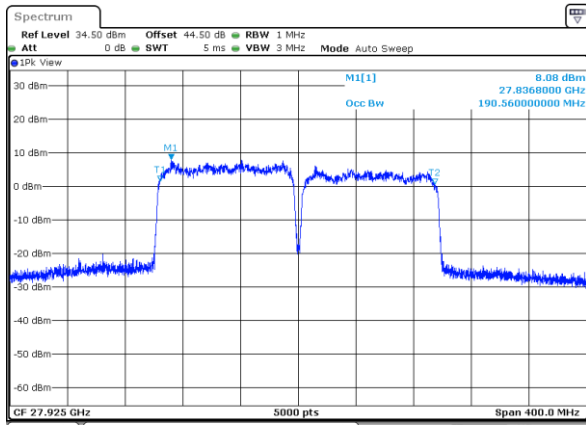
Lowest Channel / 200MHz / QPSK



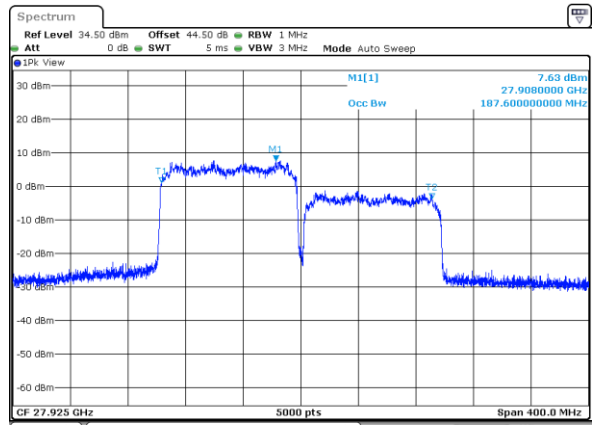
Lowest Channel / 200MHz / 16QAM



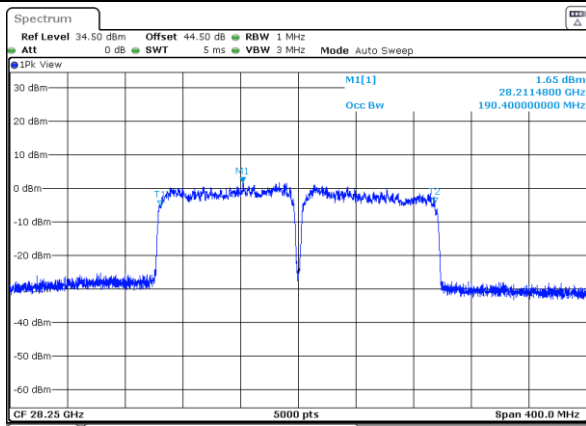
Middle Channel / 200MHz / QPSK



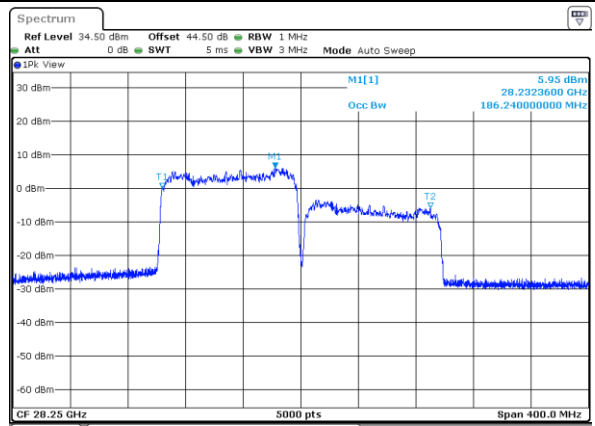
Middle Channel / 200MHz / 16QAM



Highest Channel / 200MHz / QPSK



Highest Channel / 200MHz / 16QAM





CP-OFDM Module 1

NR Band n261	
<p>Lowest Channel / 200MHz / 64QAM</p> <p>intentionally blank</p>	
<p>Middle Channel / 200MHz / 64QAM</p> <p>intentionally blank</p>	
<p>Highest Channel / 200MHz / 64QAM</p> <p>intentionally blank</p>	

Radiated Out of Band Emissions

Mode			DFT-s-OFDM Module 0 NR Band n261 : BE (dBm) 1 RB					
BW			50MHz			100MHz		
Limit (dBm)			QPSK	16QAM	64QAM	QPSK	16QAM	64QAM
Low CH	0~10%OB	≤ -5	-16.56	-16.23	-20.69	-12.45	-12.86	-16.37
	>10%OB	≤ -13	-29.07	-29.28	-31.75	-30.24	-30.77	-32.35
High CH	0~10%OB	≤ -5	-17.84	-20.10	-21.36	-14.74	-17.23	-20.02
	>10%OB	≤ -13	-29.16	-30.82	-32.18	-30.50	-31.48	-32.41
Result			Compliance					

Mode			DFT-s-OFDM Module 1 NR Band n261 : BE (dBm) 1 RB					
BW			50MHz			100MHz		
Limit (dBm)			QPSK	16QAM	64QAM	QPSK	16QAM	64QAM
Low CH	0~10%OB	≤ -5	-14.31	-15.02	-18.94	-11.39	-13.93	-15.78
	>10%OB	≤ -13	-24.49	-26.08	-28.60	-28.24	-29.82	-31.41
HighCH	0~10%OB	≤ -5	-15.70	-25.39	-14.74	-14.68	-15.76	-15.18
	>10%OB	≤ -13	-26.68	-28.62	-22.00	-28.57	-28.24	-28.59
Result			Compliance					

Mode			CP-OFDM Module 0 NR Band n261 : BE (dBm) 1 RB					
BW			50MHz			100MHz		
Limit (dBm)			QPSK	16QAM	64QAM	QPSK	16QAM	64QAM
Low CH	0~10%OB	≤ -5	-22.06	-22.82	-26.29	-16.96	-19.84	-23.45
	>10%OB	≤ -13	-32.17	-32.83	-33.73	-32.89	-32.97	-33.86
High CH	0~10%OB	≤ -5	-24.47	-25.85	-28.37	-19.75	-22.46	-23.84
	>10%OB	≤ -13	-32.85	-33.26	-34.23	-32.62	-33.39	-33.97
Result			Compliance					

Mode			CP-OFDM Module 1 NR Band n261 : BE (dBm) 1 RB					
BW			50MHz			100MHz		
Limit (dBm)			QPSK	16QAM	64QAM	QPSK	16QAM	64QAM
Low CH	0~10%OB	≤ -5	-17.78	-19.71	-22.84	-14.06	-17.32	-18.51
	>10%OB	≤ -13	-28.25	-29.55	-31.75	-29.79	-30.73	-31.83
HighCH	0~10%OB	≤ -5	-20.29	-20.76	-20.21	-17.24	-17.74	-17.97
	>10%OB	≤ -13	-28.52	-29.23	-28.51	-30.52	-31.03	-30.96
Result			Compliance					



Mode			DFT-s-OFDM Module 0 NR Band n261 : BE (dBm) Full RB					
BW			50MHz			100MHz		
Limit (dBm)			QPSK	16QAM	64QAM	QPSK	16QAM	64QAM
Low CH	0~10%OB	≤ -5	-22.27	-23.58	-25.75	-23.90	-25.76	-27.81
	>10%OB	≤ -13	-23.41	-24.26	-27.13	-26.06	-26.29	-29.05
High CH	0~10%OB	≤ -5	-24.04	-25.44	-28.03	-27.52	-28.49	-30.43
	>10%OB	≤ -13	-26.91	-28.03	-30.03	-30.13	-30.59	-32.61
Result			Compliance					

Mode			DFT-s-OFDM Module 1 NR Band n261 : BE (dBm) Full RB					
BW			50MHz			100MHz		
Limit (dBm)			QPSK	16QAM	64QAM	QPSK	16QAM	64QAM
Low CH	0~10%OB	≤ -5	-19.79	-22.23	-26.47	-21.81	-24.78	-28.58
	>10%OB	≤ -13	-20.34	-23.35	-27.80	-24.32	-26.17	-30.40
HighCH	0~10%OB	≤ -5	-20.11	-19.39	-19.73	-22.04	-20.31	-20.30
	>10%OB	≤ -13	-21.35	-20.19	-20.92	-24.97	-22.68	-22.97
Result			Compliance					

Mode			CP-OFDM Module 0 NR Band n261 : BE (dBm) Full RB					
BW			50MHz			100MHz		
Limit (dBm)			QPSK	16QAM	64QAM	QPSK	16QAM	64QAM
Low CH	0~10%OB	≤ -5	-24.63	-25.81	-30.47	-27.21	-27.88	-31.62
	>10%OB	≤ -13	-25.82	-26.86	-31.18	-28.25	-29.15	-32.45
High CH	0~10%OB	≤ -5	-26.49	-27.40	-30.59	-28.57	-29.47	-32.05
	>10%OB	≤ -13	-30.14	-30.81	-33.35	-31.13	-32.09	-34.11
Result			Compliance					

Mode			CP-OFDM Module 1 NR Band n261 : BE (dBm) Full RB					
BW			50MHz			100MHz		
Limit (dBm)			QPSK	16QAM	64QAM	QPSK	16QAM	64QAM
Low CH	0~10%OB	≤ -5	-22.08	-24.65	-28.53	-24.43	-26.33	-30.66
	>10%OB	≤ -13	-24.08	-25.77	-30.24	-25.79	-27.88	-32.10
HighCH	0~10%OB	≤ -5	-20.22	-20.32	-19.25	-24.90	-26.29	-30.58
	>10%OB	≤ -13	-22.82	-22.65	-21.75	-28.40	-29.62	-33.20
Result			Compliance					



Mode			DFT-s-OFDM Module 0 NR Band n261 : BE (dBm) 1 RB		
BW			200MHz		
Limit (dBm)			QPSK	16QAM	64QAM
Low CH	0~10%OB	≤-5	-21.86	-21.43	-23.63
	>10%OB	≤-13	-27.58	-28.25	-23.24
High CH	0~10%OB	≤-5	-34.04	-33.68	-34.22
	>10%OB	≤-13	-32.36	-32.26	-30.61
Result			Compliance		

Mode			DFT-s-OFDM Module 1 NR Band n261 : BE (dBm) 1 RB		
BW			200MHz		
Limit (dBm)			QPSK	16QAM	64QAM
Low CH	0~10%OB	≤-5	-15.97	-16.57	-16.76
	>10%OB	≤-13	-31.31	-31.78	-31.91
HighCH	0~10%OB	≤-5	-34.07	-34.83	-29.44
	>10%OB	≤-13	-35.26	-35.07	-32.09
Result			Compliance		

Mode			CP-OFDM Module 0 NR Band n261 : BE (dBm) 1 RB		
BW			200MHz		
Limit (dBm)			QPSK	16QAM	64QAM
Low CH	0~10%OB	≤-5	-19.81	-19.41	-25.08
	>10%OB	≤-13	-26.39	-25.76	-27.57
High CH	0~10%OB	≤-5	-32.60	-32.55	-29.59
	>10%OB	≤-13	-32.61	-32.72	-32.47
Result			Compliance		

Mode			CP-OFDM Module 1 NR Band n261 : BE (dBm) 1 RB		
BW			200MHz		
Limit (dBm)			QPSK	16QAM	64QAM
Low CH	0~10%OB	≤-5	-19.39	-15.05	-21.82
	>10%OB	≤-13	-27.09	-25.63	-26.50
High CH	0~10%OB	≤-5	-33.60	-33.28	-31.62
	>10%OB	≤-13	-34.32	-34.13	-34.20
Result			Compliance		



Mode			DFT-s-OFDM Module 0 NR Band n261 : BE (dBm) Full RB		
BW			200MHz		
Limit (dBm)			QPSK	16QAM	64QAM
Low CH	0~10%OB	≤ -5	-30.60	-31.77	-33.26
	>10%OB	≤ -13	-31.16	-32.74	-33.65
High CH	0~10%OB	≤ -5	-32.01	-32.86	-33.81
	>10%OB	≤ -13	-32.66	-32.63	-32.68
Result			Compliance		

Mode			DFT-s-OFDM Module 1 NR Band n261 : BE (dBm) Full RB		
BW			200MHz		
Limit (dBm)			QPSK	16QAM	64QAM
Low CH	0~10%OB	≤ -5	-30.34	-30.75	-31.38
	>10%OB	≤ -13	-32.78	-33.31	-33.75
HighCH	0~10%OB	≤ -5	-34.09	-34.77	-34.93
	>10%OB	≤ -13	-34.37	-34.43	-34.44
Result			Compliance		

Mode			CP-OFDM Module 0 NR Band n261 : BE (dBm) Full RB		
BW			200MHz		
Limit (dBm)			QPSK	16QAM	64QAM
Low CH	0~10%OB	≤ -5	-31.45	-32.20	-34.01
	>10%OB	≤ -13	-31.66	-33.08	-34.02
High CH	0~10%OB	≤ -5	-31.78	-33.80	-33.85
	>10%OB	≤ -13	-32.58	-32.78	-32.62
Result			Compliance		

Mode			CP-OFDM Module 1 NR Band n261 : BE (dBm) Full RB		
BW			200MHz		
Limit (dBm)			QPSK	16QAM	64QAM
Low CH	0~10%OB	≤ -5	-30.58	-31.33	-33.20
	>10%OB	≤ -13	-31.66	-33.04	-33.91
High CH	0~10%OB	≤ -5	-34.30	-34.94	-35.00
	>10%OB	≤ -13	-34.47	-34.51	-34.54
Result			Compliance		

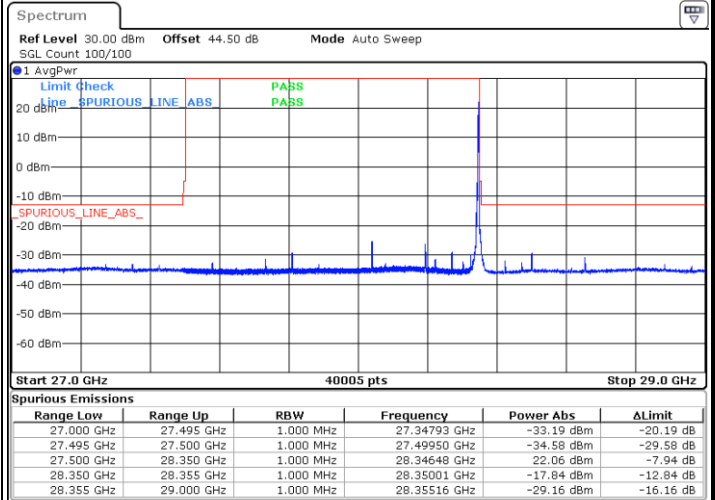
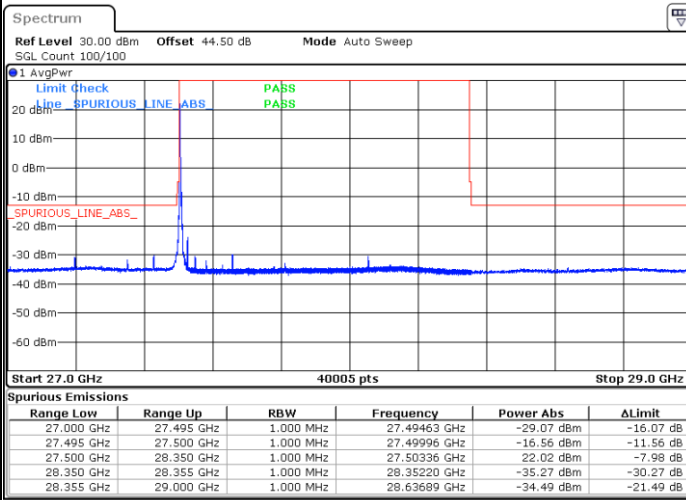


DFT-s-OFDM Module 0

NR Band n261 / 50MHz / QPSK

Lowest Band Edge / 1 RB

Highest Band Edge / 1 RB



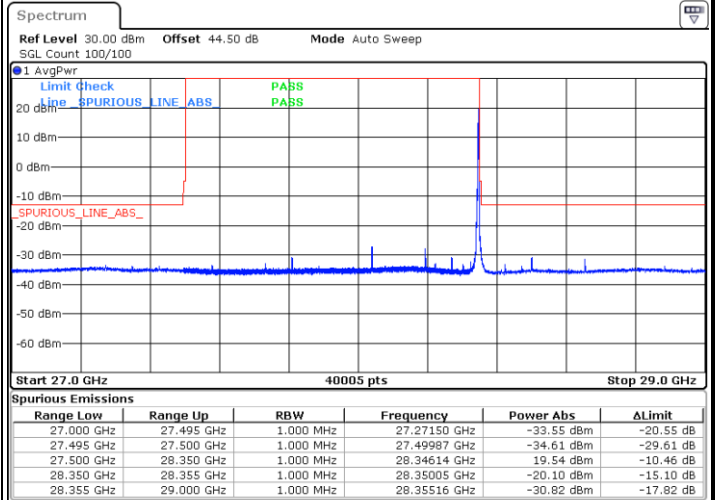
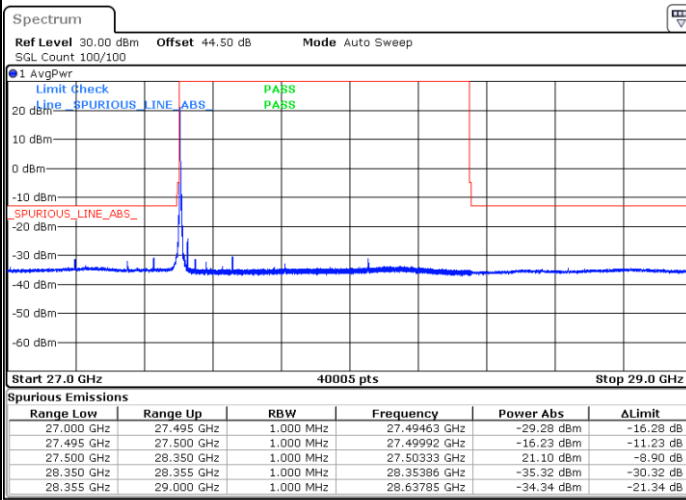
Date: 23.JUN.2020 11:29:59

Date: 25.JUN.2020 10:16:58

NR Band n261 / 50MHz / 16QAM

Lowest Band Edge / 1 RB

Highest Band Edge / 1 RB



Date: 23.JUN.2020 11:32:14

Date: 25.JUN.2020 12:17:06

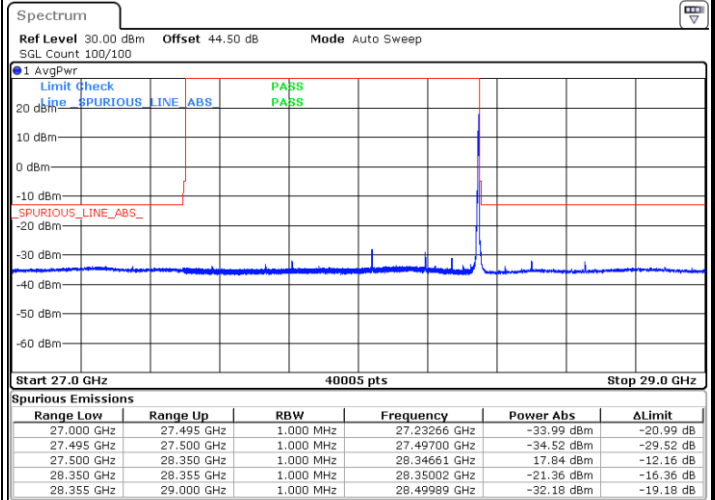
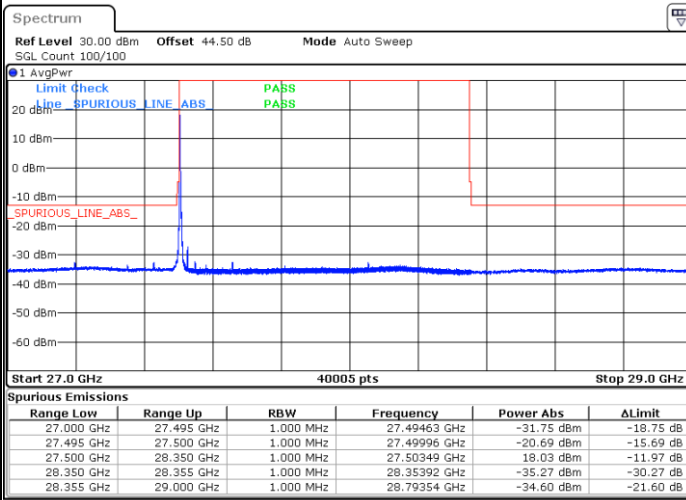


DFT-s-OFDM Module 0

NR Band n261 / 50MHz / 64QAM

Lowest Band Edge / 1 RB

Highest Band Edge / 1 RB



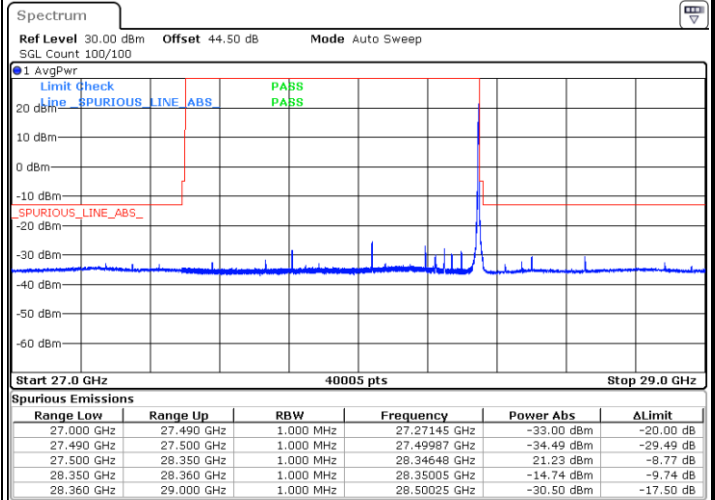
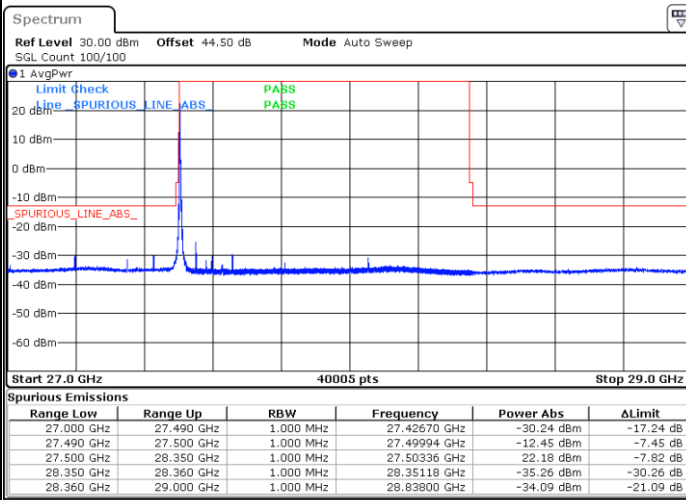
Date: 23.JUN.2020 11:34:42

Date: 25.JUN.2020 12:53:30

NR Band n261 / 100MHz / QPSK

Lowest Band Edge / 1 RB

Highest Band Edge / 1 RB



Date: 23.JUN.2020 15:52:49

Date: 25.JUN.2020 14:38:01

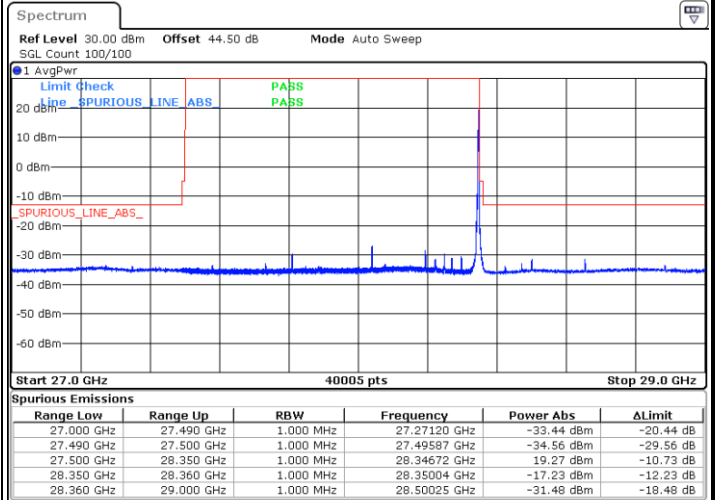
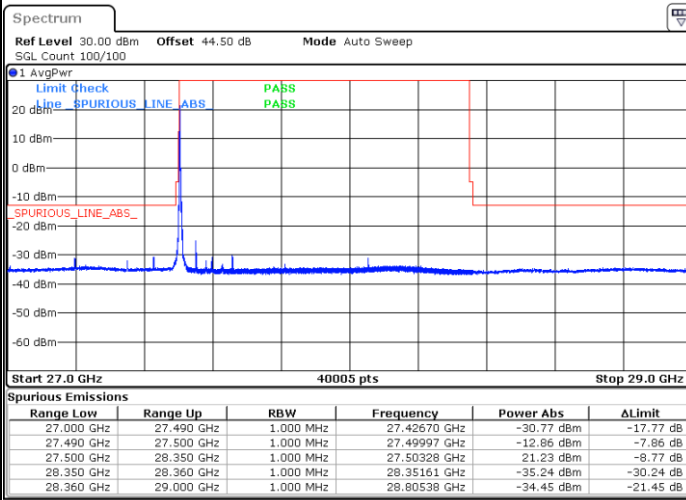


DFT-s-OFDM Module 0

NR Band n261 / 100MHz / 16QAM

Lowest Band Edge / 1 RB

Highest Band Edge / 1 RB



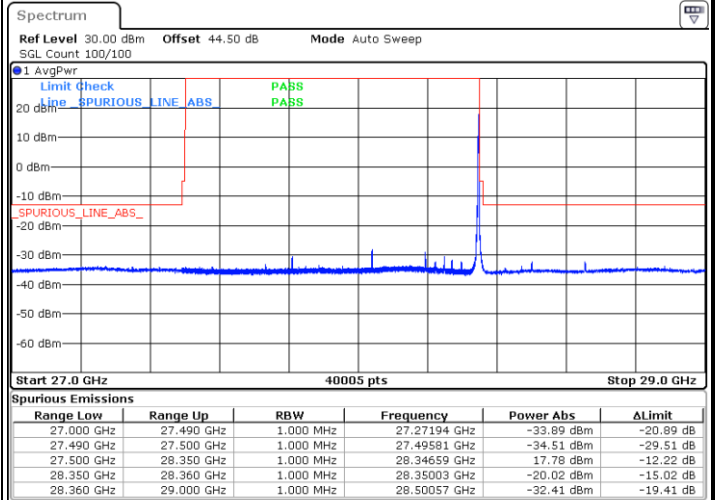
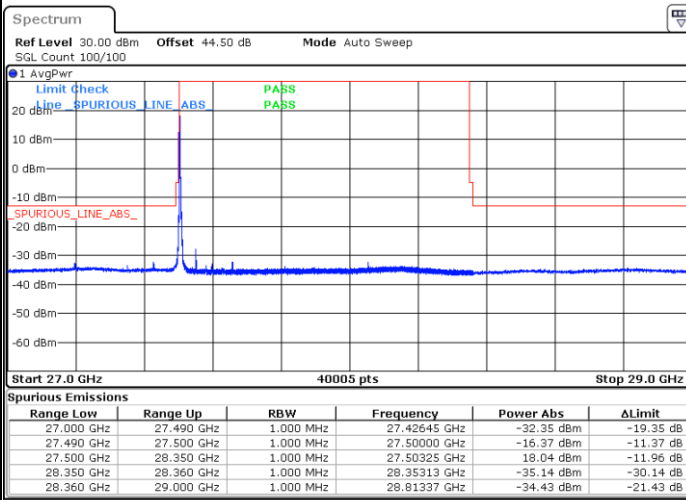
Date: 23.JUN.2020 15:56:20

Date: 25.JUN.2020 14:42:10

NR Band n261 / 100MHz / 64QAM

Lowest Band Edge / 1 RB

Highest Band Edge / 1 RB



Date: 23.JUN.2020 16:02:17

Date: 25.JUN.2020 14:42:41

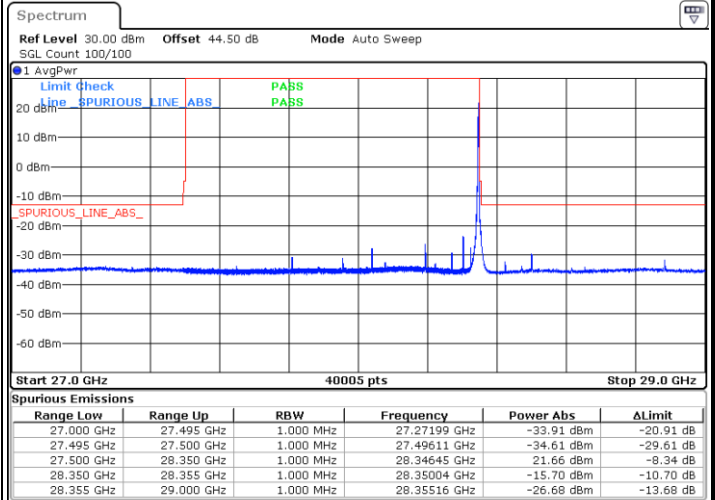
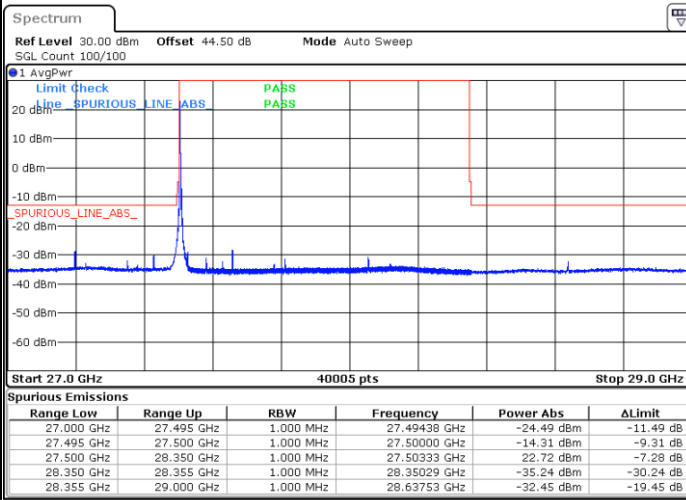


DFT-s-OFDM Module 1

NR Band n261 / 50MHz / QPSK

Lowest Band Edge / 1 RB

Highest Band Edge / 1 RB



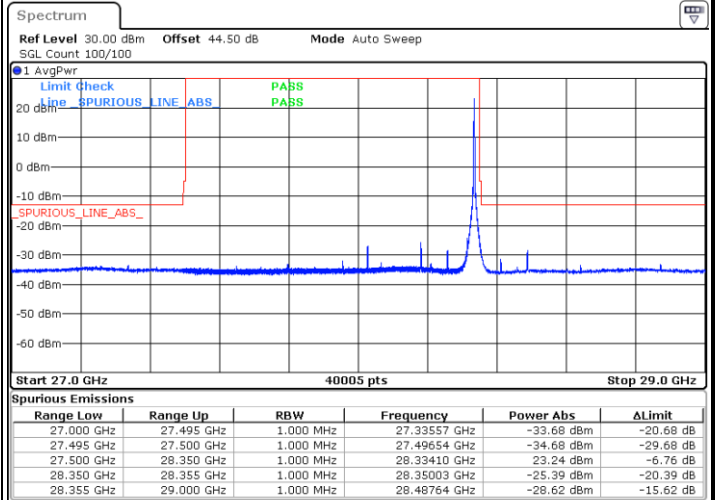
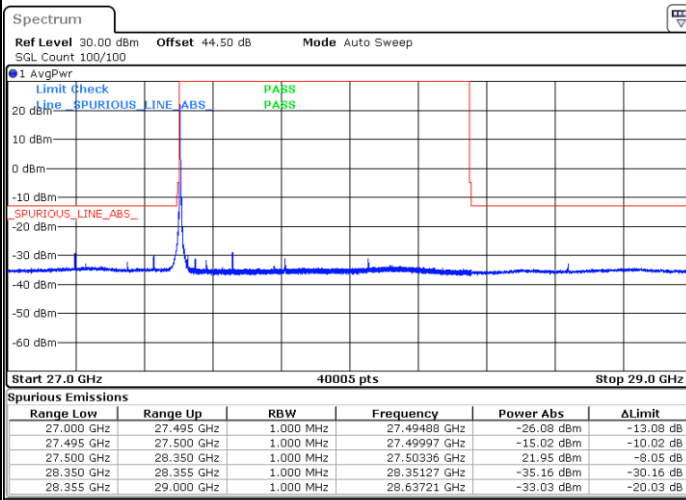
Date: 25 JUN 2020 19:37:12

Date: 26 JUN 2020 23:06:20

NR Band n261 / 50MHz / 16QAM

Lowest Band Edge / 1 RB

Highest Band Edge / 1 RB



Date: 25 JUN 2020 19:35:17

Date: 26 JUN 2020 13:54:56

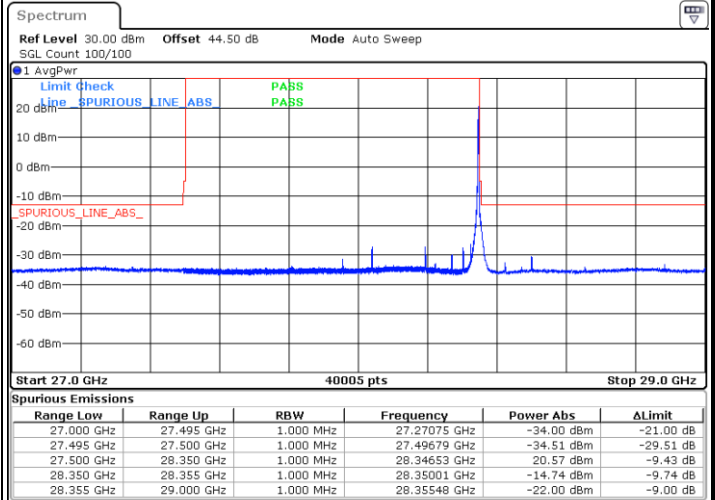
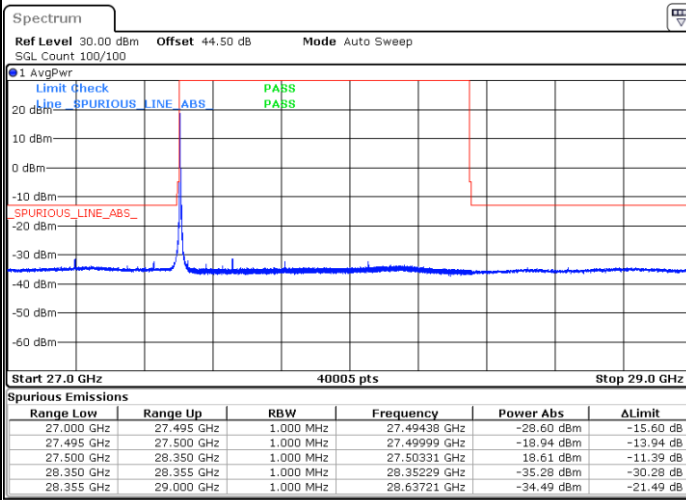


DFT-s-OFDM Module 1

NR Band n261 / 50MHz / 64QAM

Lowest Band Edge / 1 RB

Highest Band Edge / 1 RB



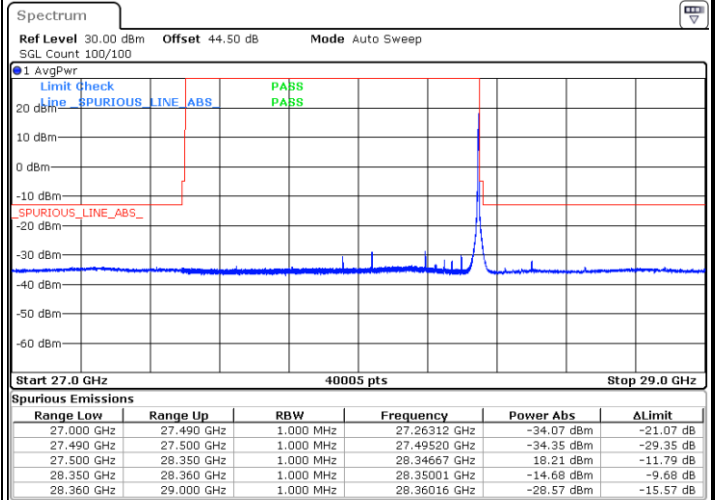
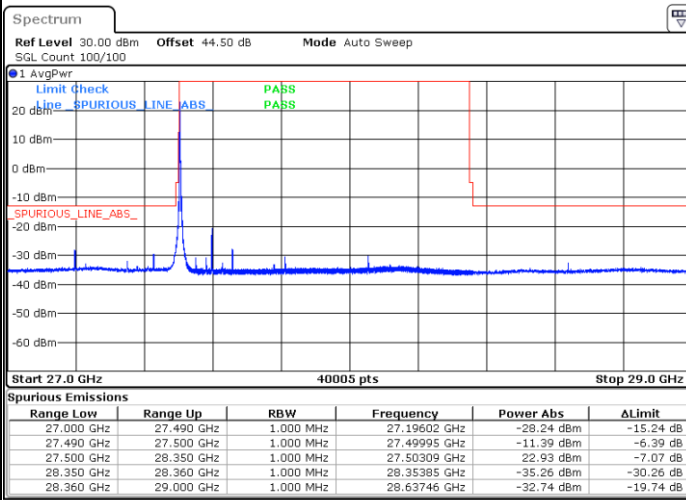
Date: 25 JUN 2020 19:33:33

Date: 26 JUN 2020 14:05:16

NR Band n261 / 100MHz / QPSK

Lowest Band Edge / 1 RB

Highest Band Edge / 1 RB



Date: 25 JUN 2020 20:27:52

Date: 26 JUN 2020 14:59:07

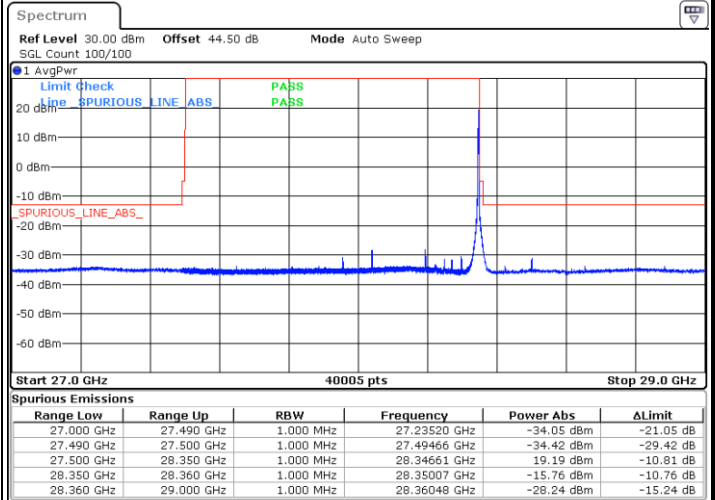
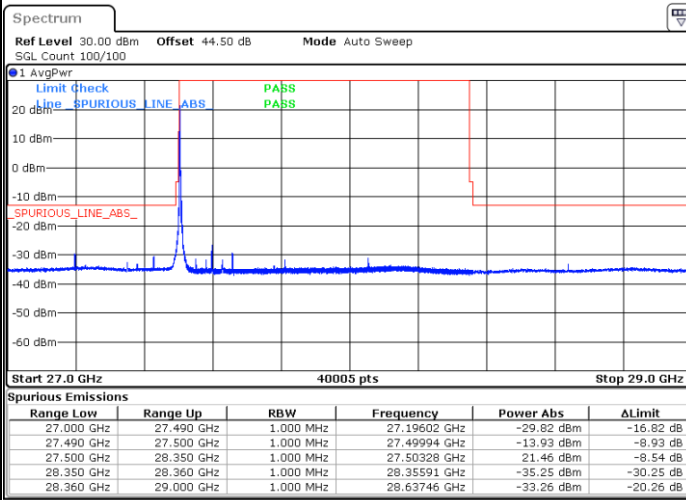


DFT-s-OFDM Module 1

NR Band n261 / 100MHz / 16QAM

Lowest Band Edge / 1 RB

Highest Band Edge / 1 RB



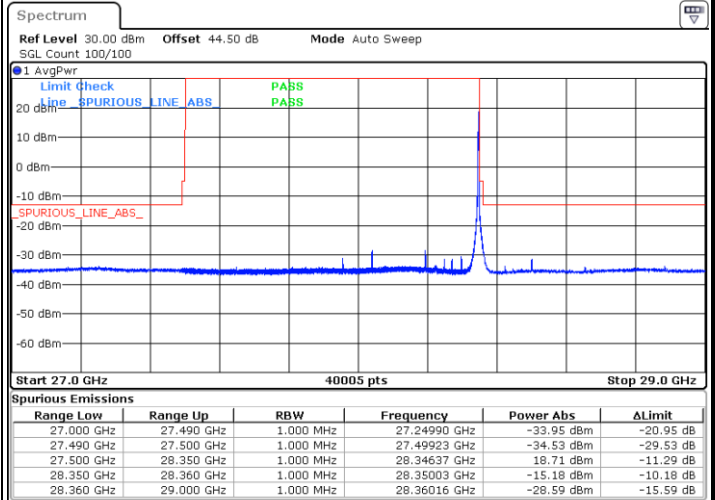
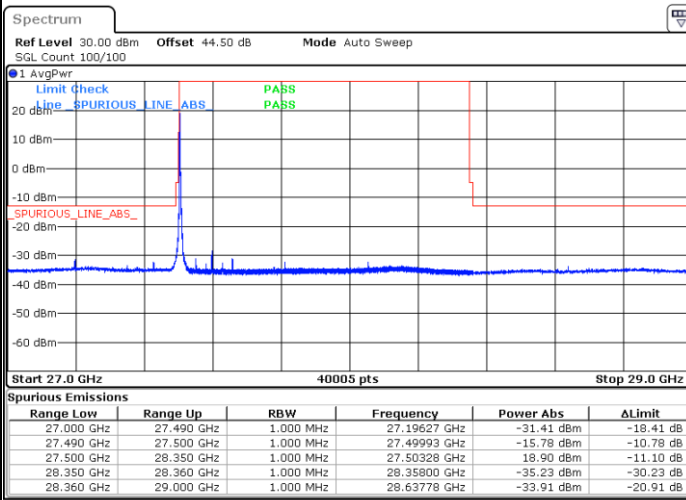
Date: 25 JUN.2020 20:26:26

Date: 26 JUN.2020 15:01:21

NR Band n261 / 100MHz / 64QAM

Lowest Band Edge / 1 RB

Highest Band Edge / 1 RB



Date: 25 JUN.2020 20:24:45

Date: 26 JUN.2020 15:04:41

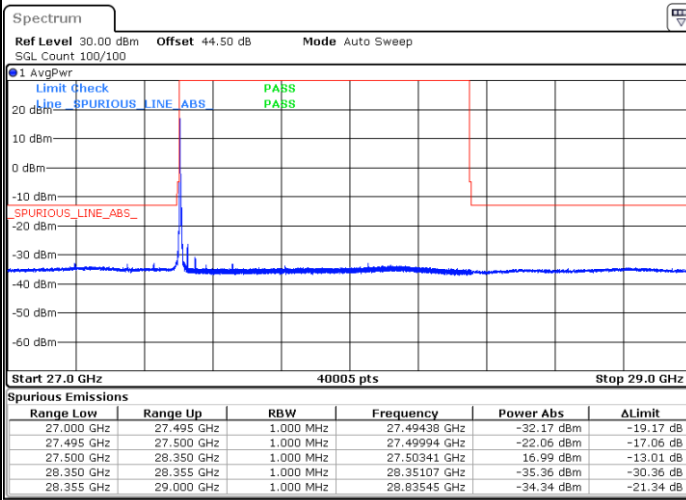


CP-OFDM Module 0

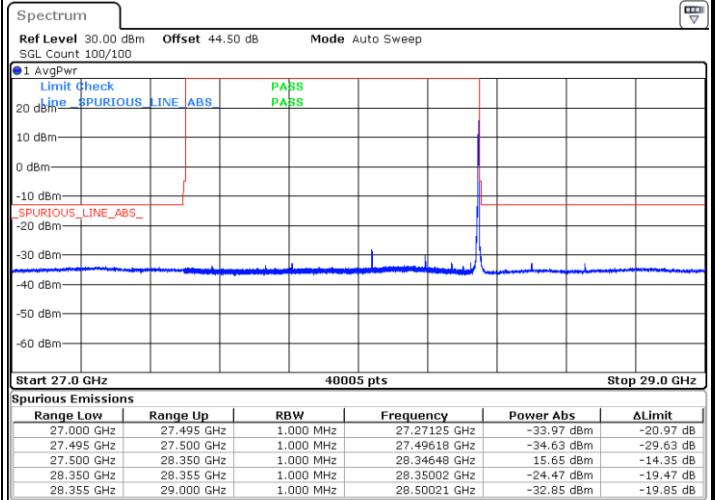
NR Band n261 / 50MHz / QPSK

Lowest Band Edge / 1 RB

Highest Band Edge / 1 RB



Date: 23.JUN.2020 11:37:58

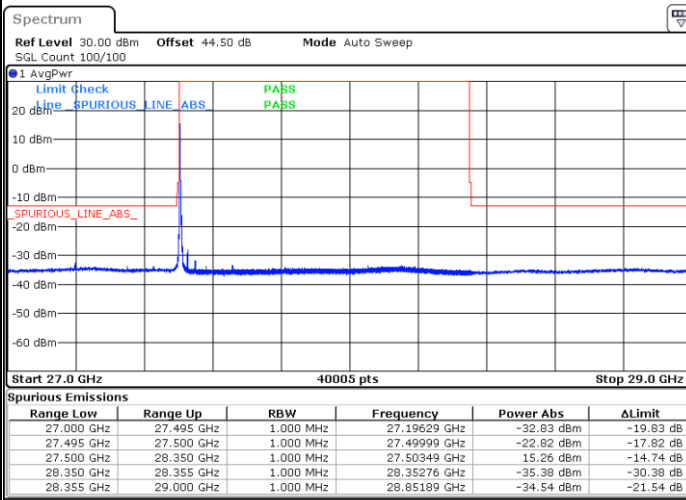


Date: 25.JUN.2020 13:14:39

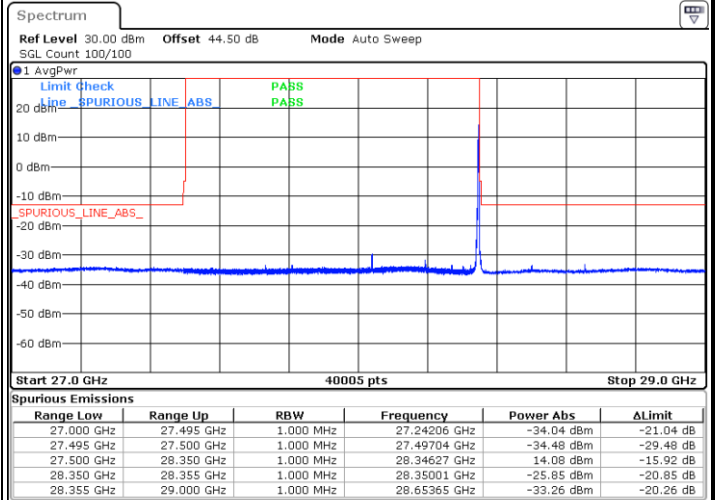
NR Band n261 / 50MHz / 16QAM

Lowest Band Edge / 1 RB

Highest Band Edge / 1 RB



Date: 23.JUN.2020 11:45:52



Date: 25.JUN.2020 13:19:09

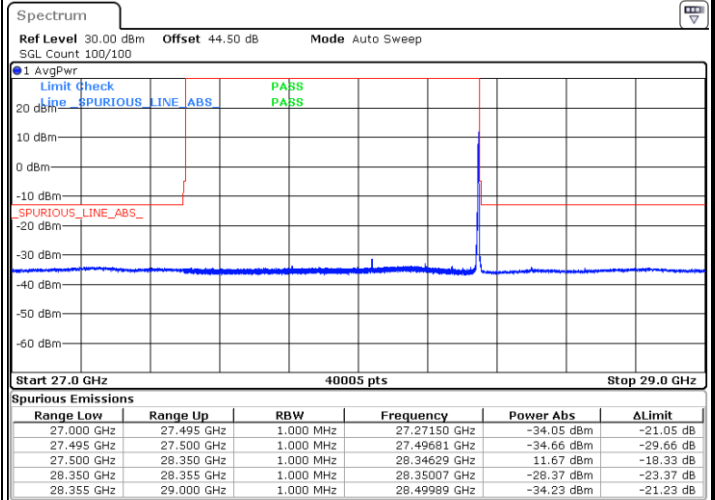
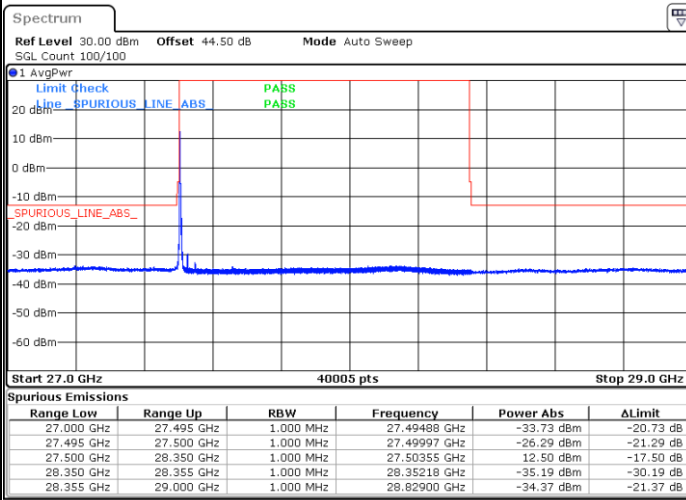


CP-OFDM Module 0

NR Band n261 / 50MHz / 64QAM

Lowest Band Edge / 1 RB

Highest Band Edge / 1 RB



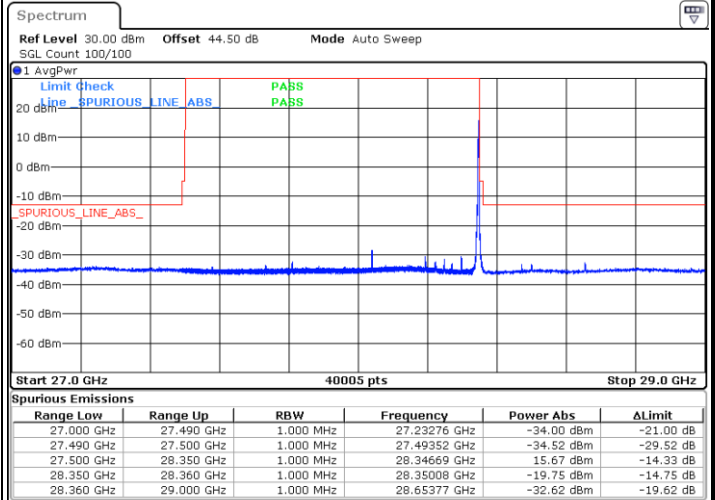
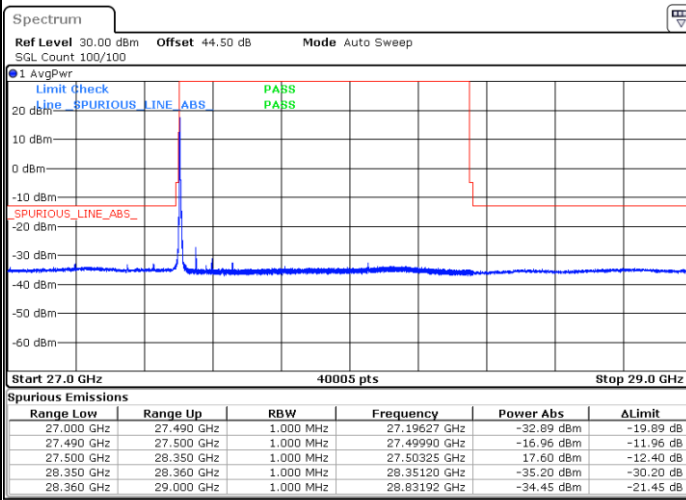
Date: 23.JUN.2020 11:51:45

Date: 25.JUN.2020 13:20:35

NR Band n261 / 100MHz / QPSK

Lowest Band Edge / 1 RB

Highest Band Edge / 1 RB



Date: 23.JUN.2020 16:05:03

Date: 25.JUN.2020 15:12:41

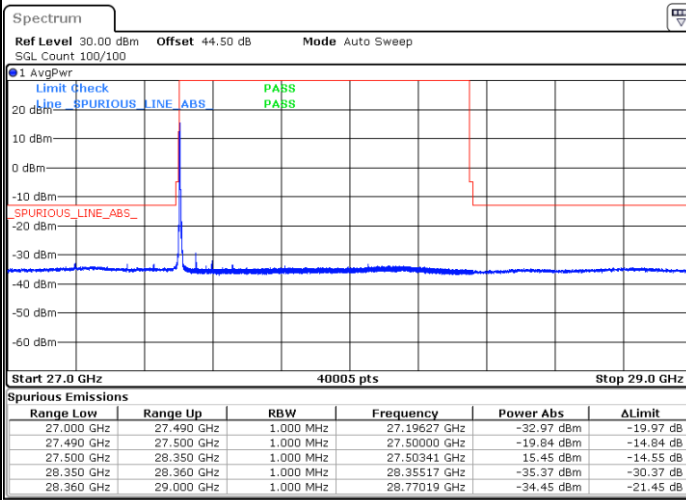


CP-OFDM Module 0

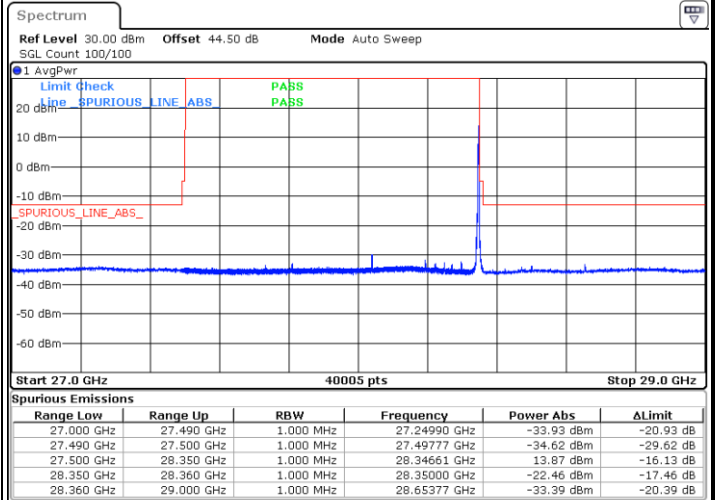
NR Band n261 / 100MHz / 16QAM

Lowest Band Edge / 1 RB

Highest Band Edge / 1 RB



Date: 23.JUN.2020 16:09:38

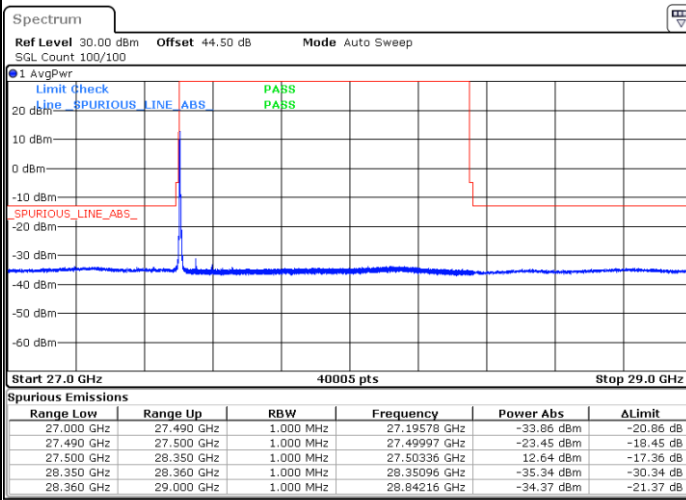


Date: 25.JUN.2020 15:14:54

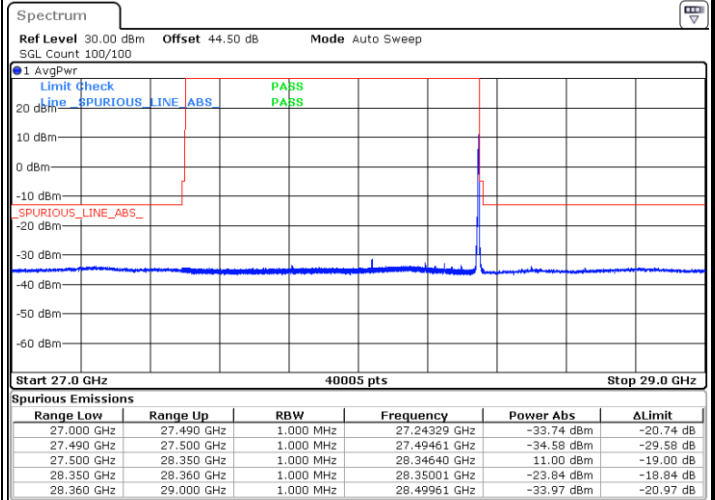
NR Band n261 / 100MHz / 64QAM

Lowest Band Edge / 1 RB

Highest Band Edge / 1 RB



Date: 23.JUN.2020 16:11:52



Date: 25.JUN.2020 15:39:36

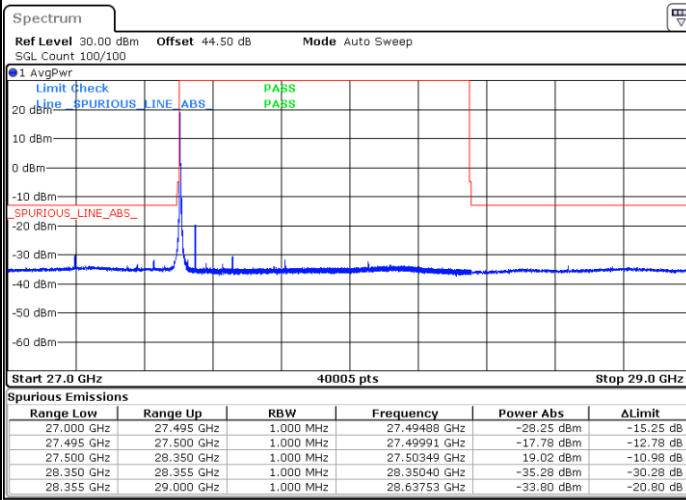


CP-OFDM Module 1

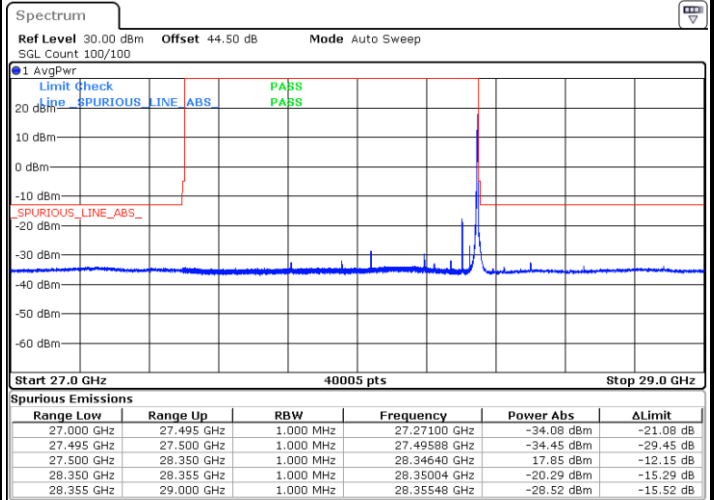
NR Band n261 / 50MHz / QPSK

Lowest Band Edge / 1 RB

Highest Band Edge / 1 RB



Date: 25 JUN 2020 19:54:17

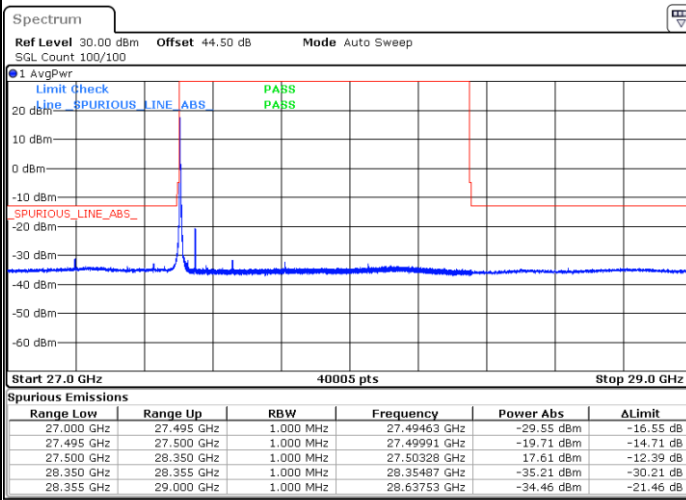


Date: 26 JUN 2020 14:10:08

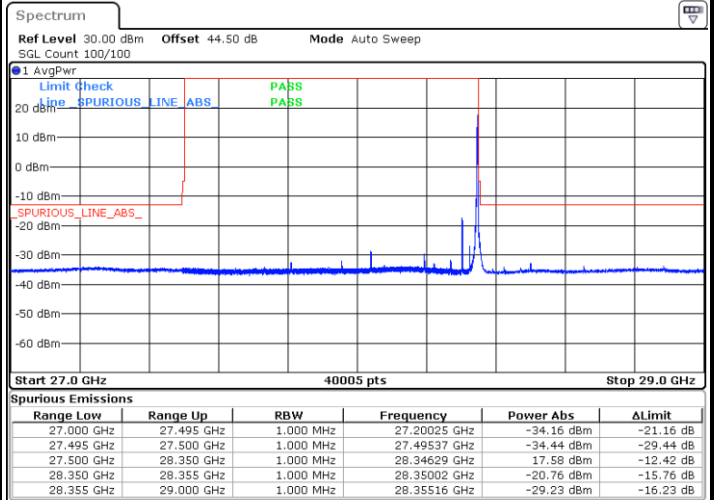
NR Band n261 / 50MHz / 16QAM

Lowest Band Edge / 1 RB

Highest Band Edge / 1 RB



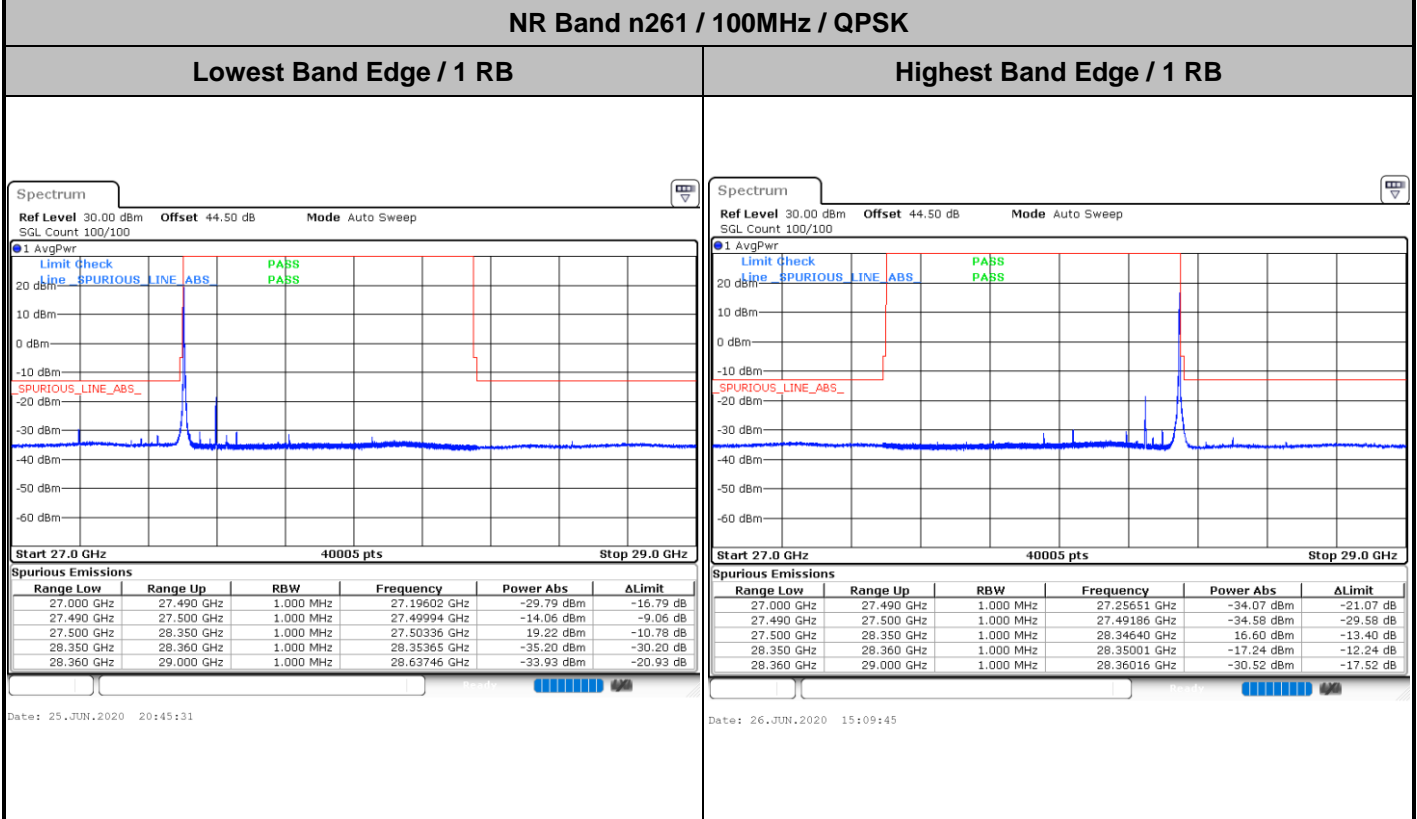
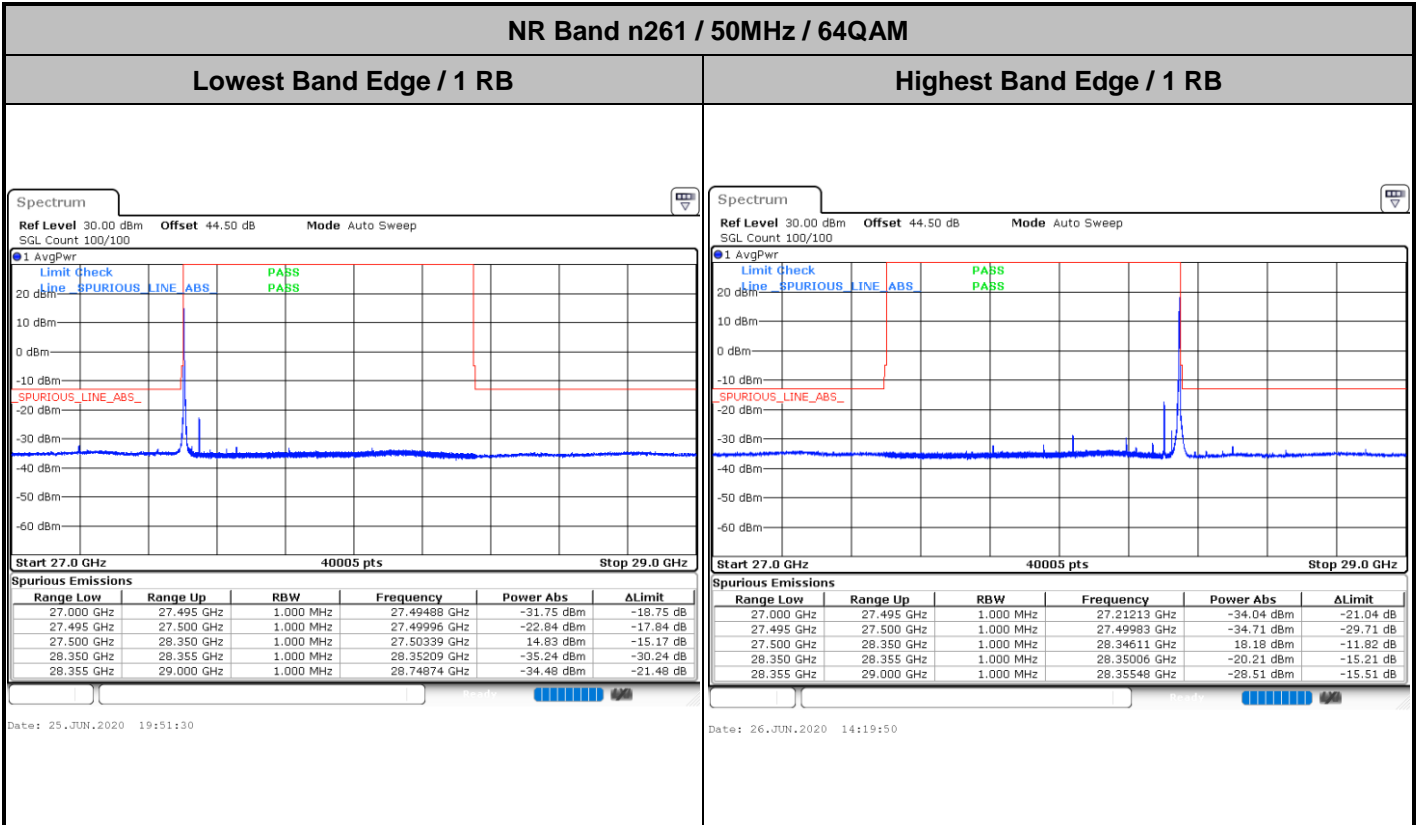
Date: 25 JUN 2020 19:52:44



Date: 26 JUN 2020 14:11:33



CP-OFDM Module 1



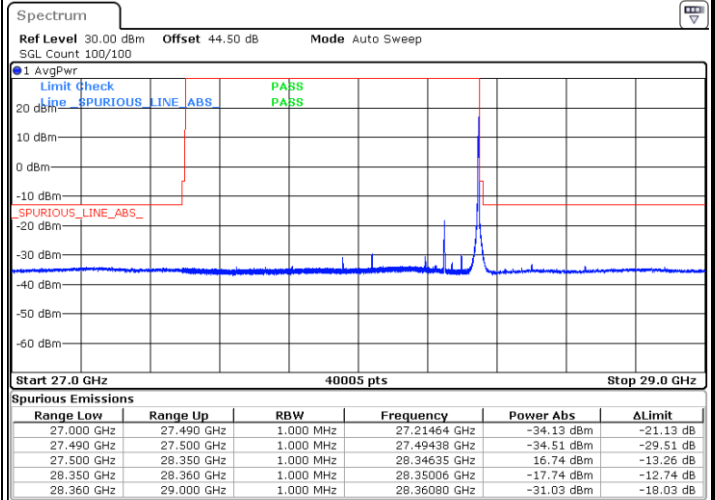
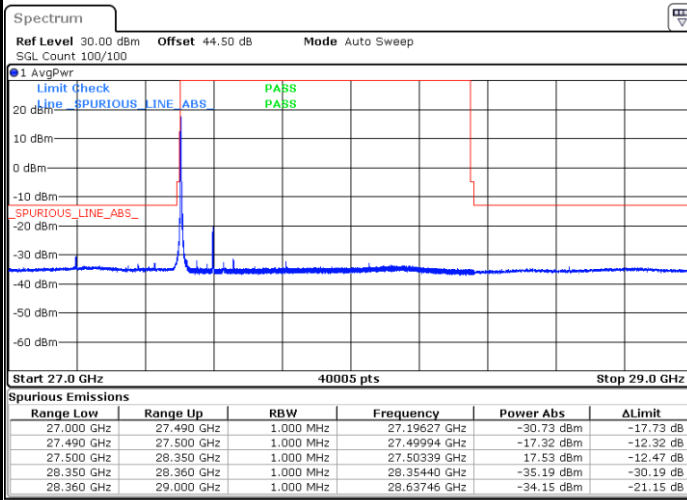


CP-OFDM Module 1

NR Band n261 / 100MHz / 16QAM

Lowest Band Edge / 1 RB

Highest Band Edge / 1 RB



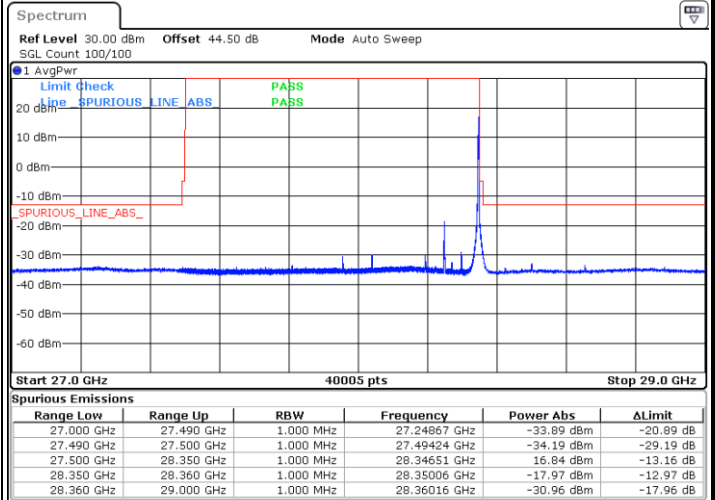
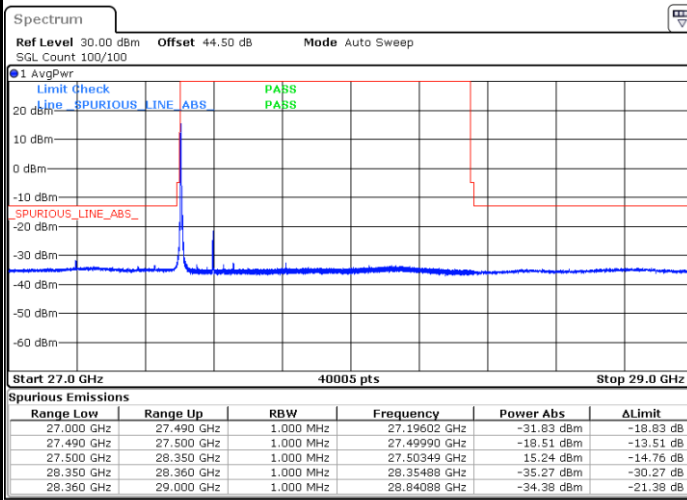
Date: 25 JUN.2020 20:44:26

Date: 26 JUN.2020 15:22:51

NR Band n261 / 100MHz / 64QAM

Lowest Band Edge / 1 RB

Highest Band Edge / 1 RB



Date: 25 JUN.2020 20:43:15

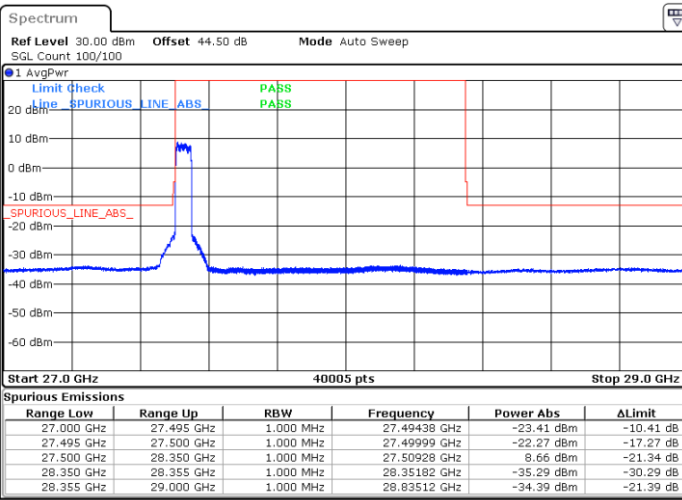
Date: 26 JUN.2020 15:26:23



DFT-s-OFDM Module 0

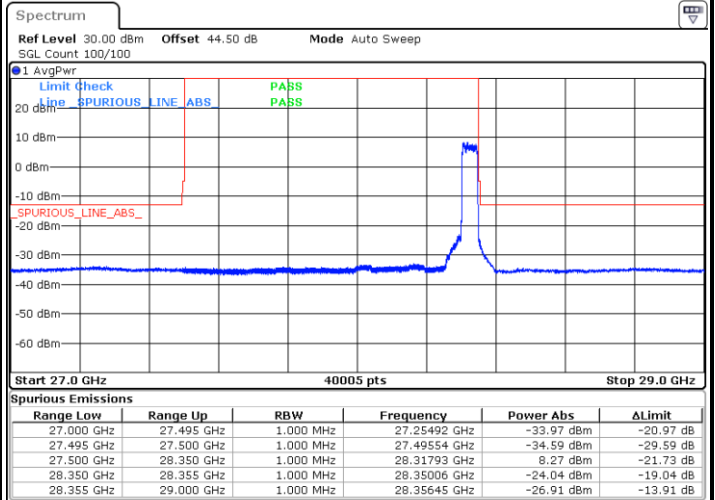
NR Band n261 / 50MHz / QPSK

Lowest Band Edge / Full RB



Date: 23 JUN 2020 14:28:28

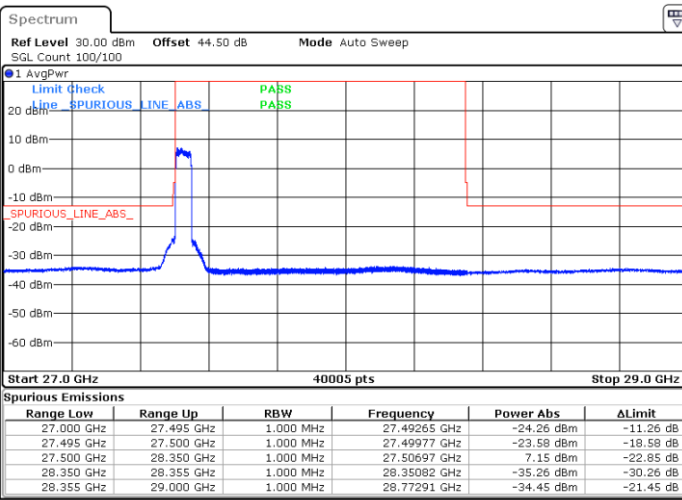
Highest Band Edge / Full RB



Date: 25 JUN 2020 13:33:28

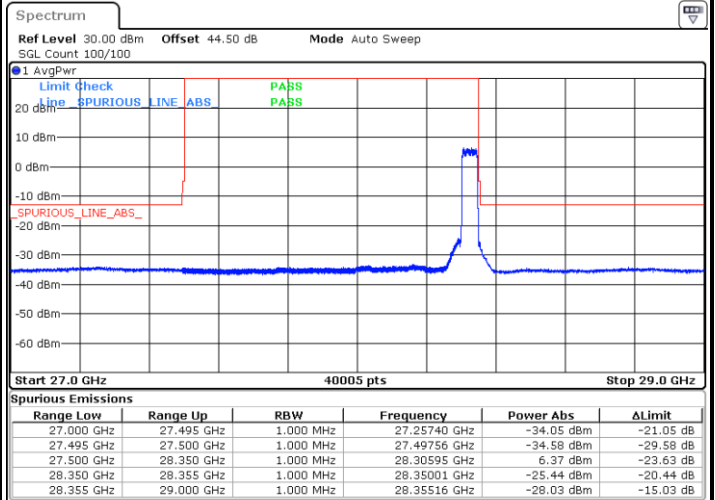
NR Band n261 / 50MHz / 16QAM

Lowest Band Edge / Full RB



Date: 23 JUN 2020 14:32:27

Highest Band Edge / Full RB



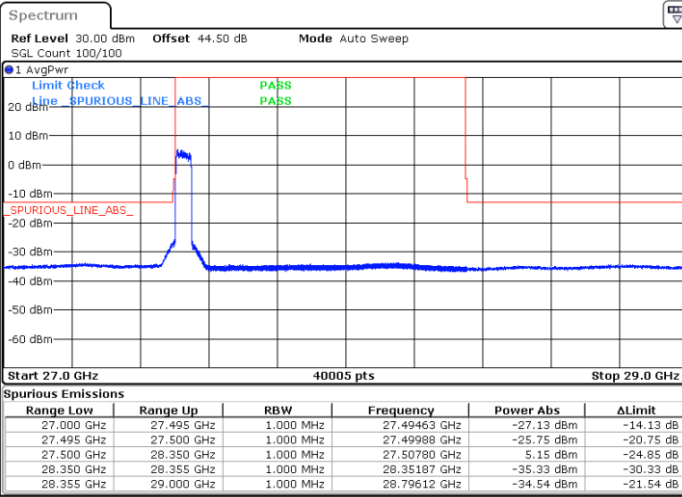
Date: 25 JUN 2020 13:37:35



DFT-s-OFDM Module 0

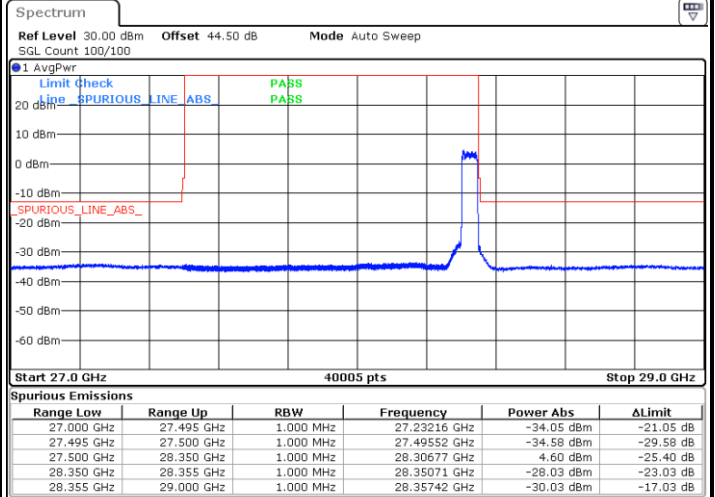
NR Band n261 / 50MHz / 64QAM

Lowest Band Edge / Full RB



Date: 23 JUN 2020 14:38:01

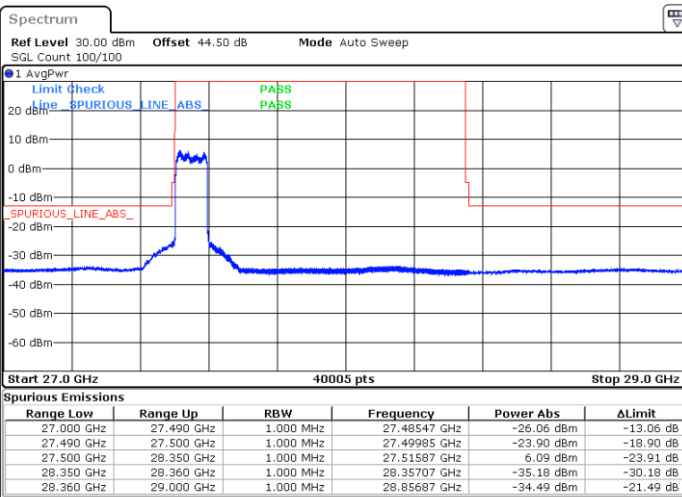
Highest Band Edge / Full RB



Date: 25 JUN 2020 13:40:36

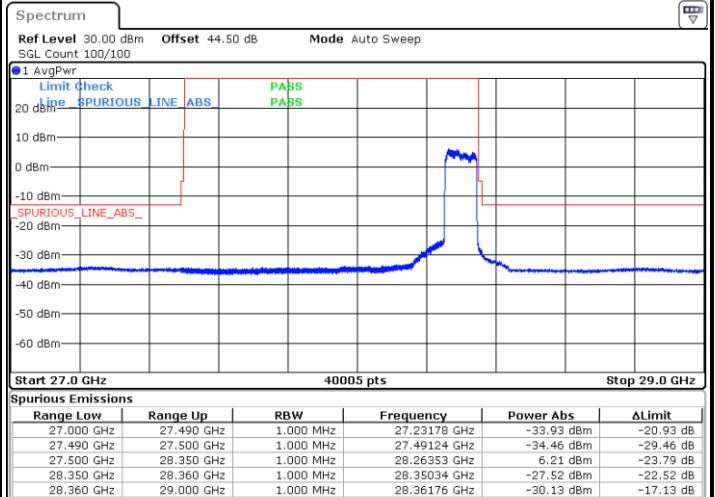
NR Band n261 / 100MHz / QPSK

Lowest Band Edge / Full RB



Date: 23 JUN 2020 16:17:01

Highest Band Edge / Full RB



Date: 25 JUN 2020 16:29:49

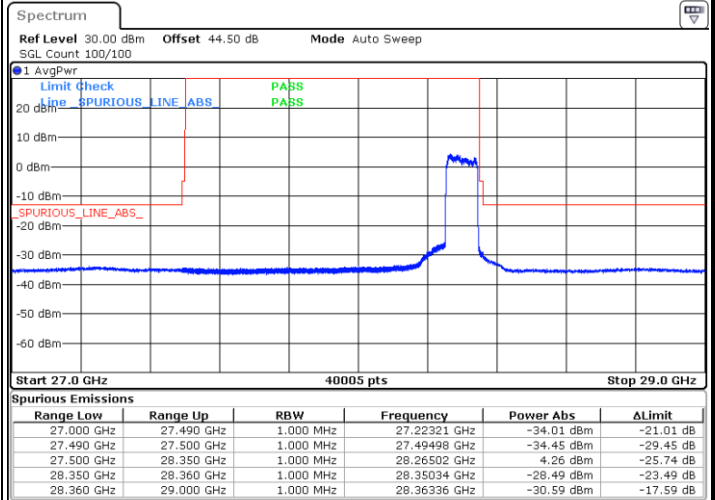
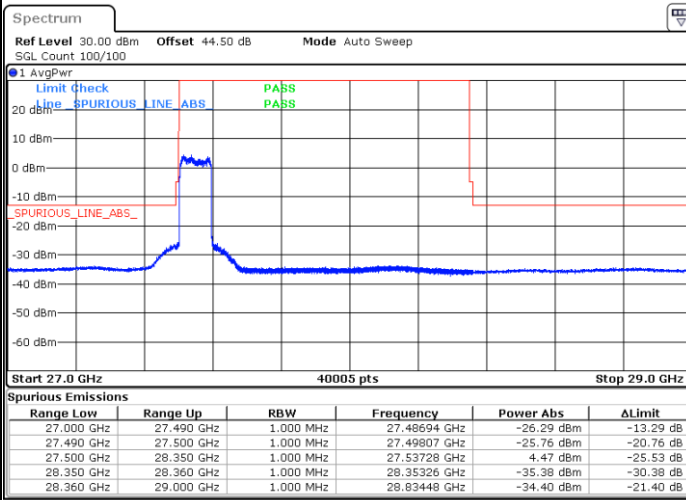


DFT-s-OFDM Module 0

NR Band n261 / 100MHz / 16QAM

Lowest Band Edge / Full RB

Highest Band Edge / Full RB



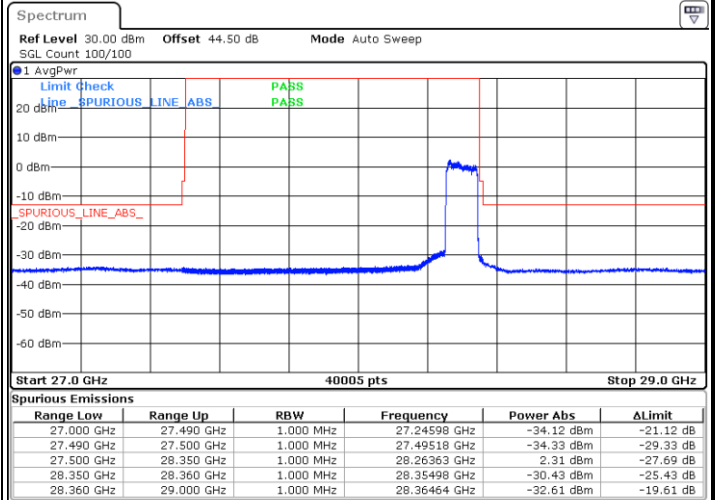
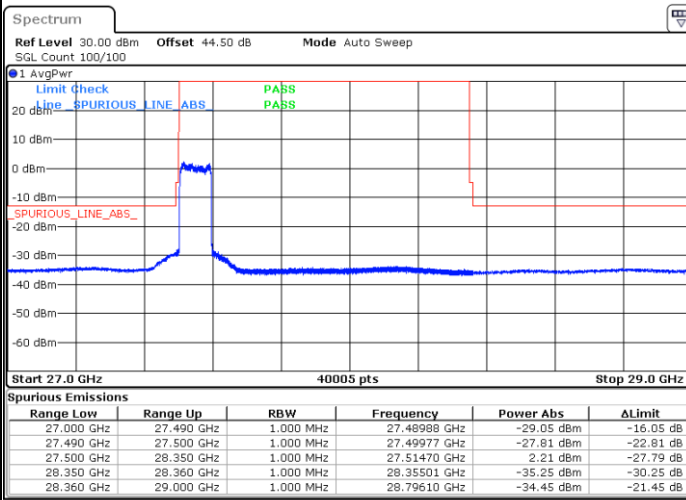
Date: 23.JUN.2020 16:23:21

Date: 25.JUN.2020 16:34:51

NR Band n261 / 100MHz / 64QAM

Lowest Band Edge / Full RB

Highest Band Edge / Full RB



Date: 23.JUN.2020 16:37:53

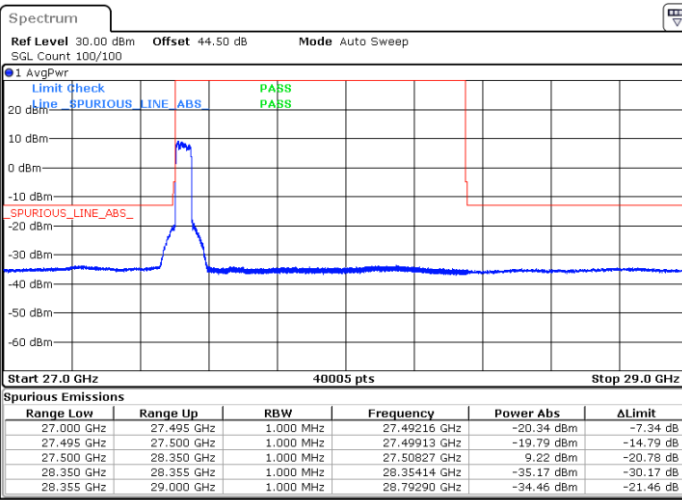
Date: 25.JUN.2020 16:43:54



DFT-s-OFDM Module 1

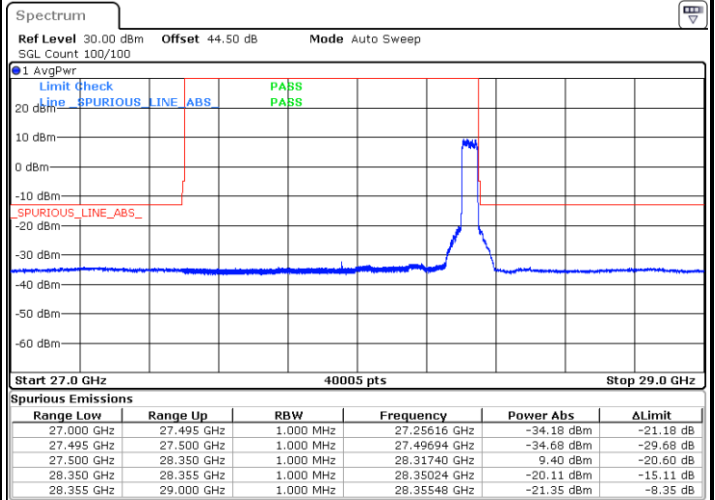
NR Band n261 / 50MHz / QPSK

Lowest Band Edge / Full RB



Date: 25 JUN.2020 19:27:45

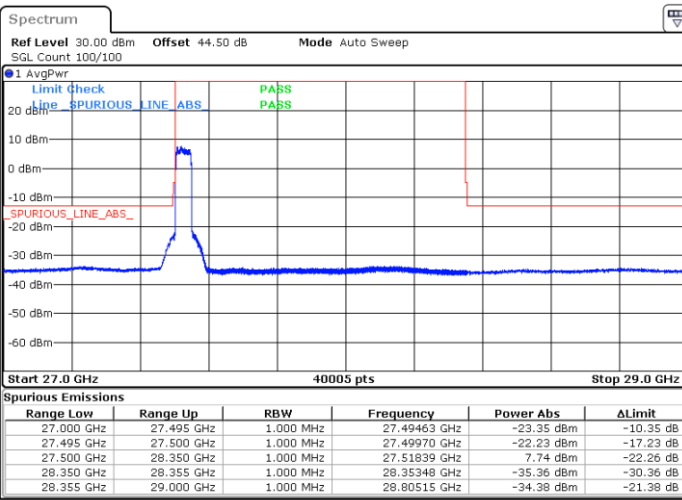
Highest Band Edge / Full RB



Date: 26 JUN.2020 14:24:38

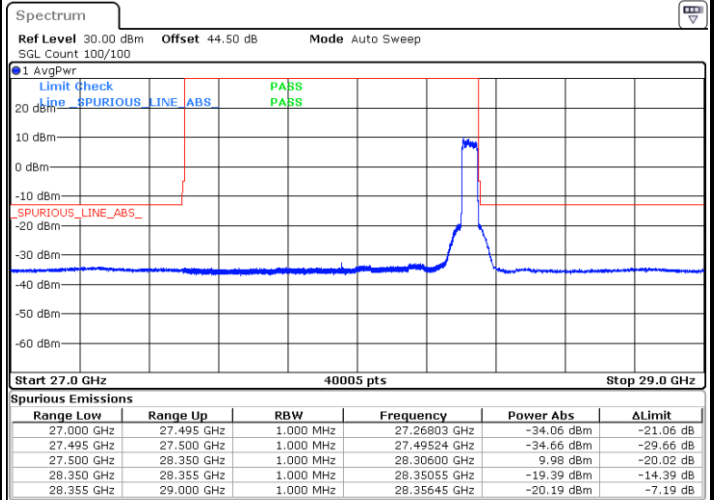
NR Band n261 / 50MHz / 16QAM

Lowest Band Edge / Full RB



Date: 25 JUN.2020 19:29:57

Highest Band Edge / Full RB



Date: 26 JUN.2020 14:26:29