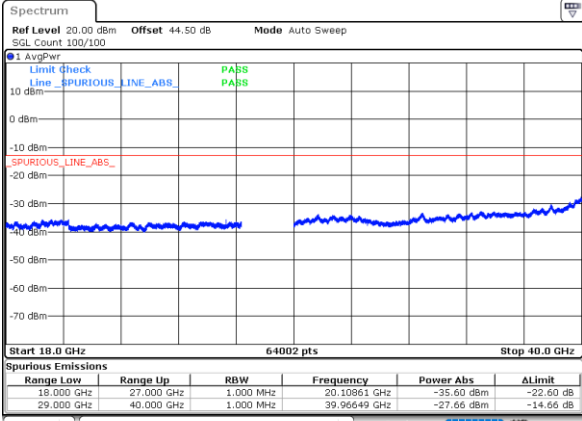




CP-OFDM Module 1

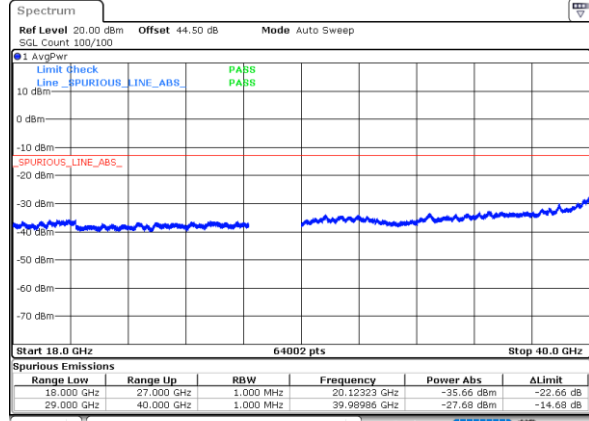
NR Band n261 QPSK (18-40GHz)

Lowest Channel / 50MHz



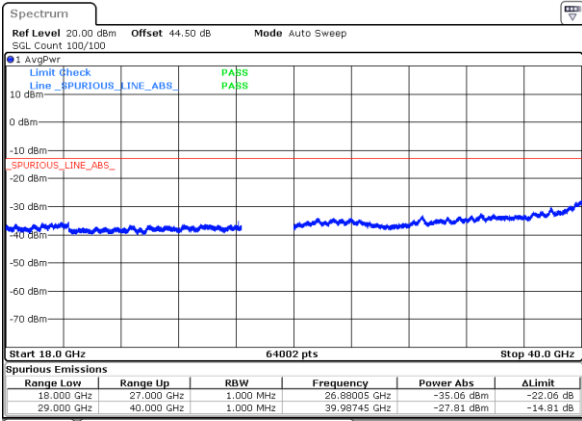
Date: 27_JUN_2020 10:08:10

Lowest Channel / 100MHz



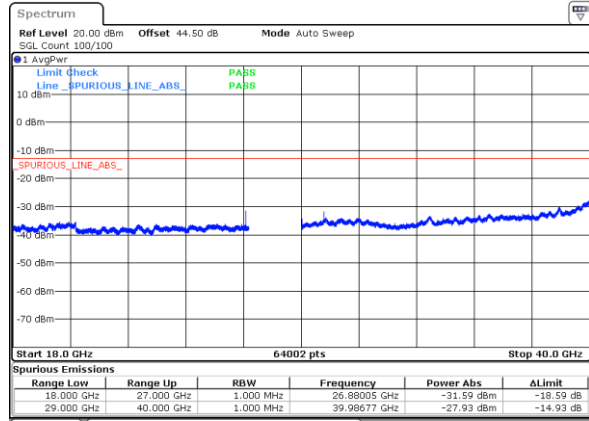
Date: 27_JUN_2020 13:49:52

Middle Channel / 50MHz



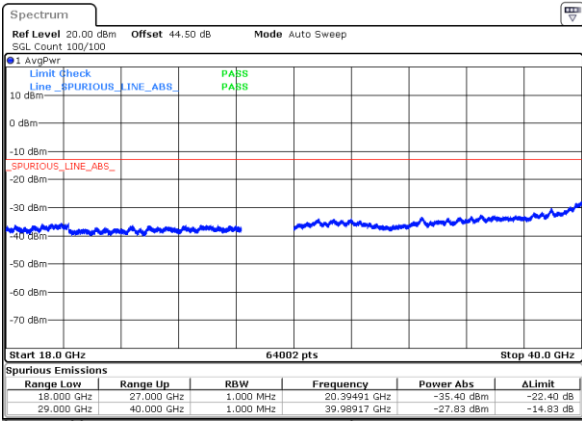
Date: 27_JUN_2020 15:16:08

Middle Channel / 100MHz



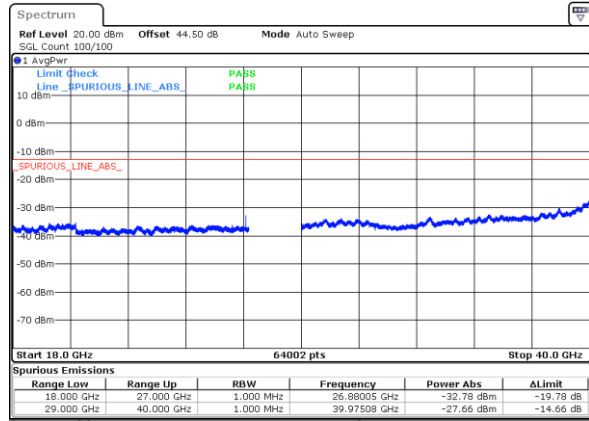
Date: 27_JUN_2020 15:25:17

Highest Channel / 50MHz



Date: 27_JUN_2020 16:38:18

Highest Channel / 100MHz



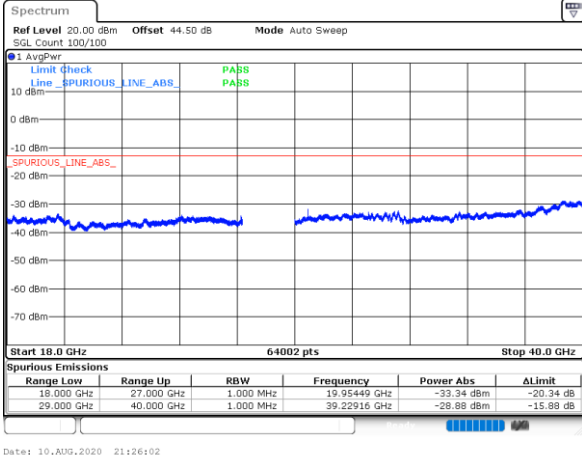
Date: 27_JUN_2020 17:33:02



DFT-s-OFDM Module 0

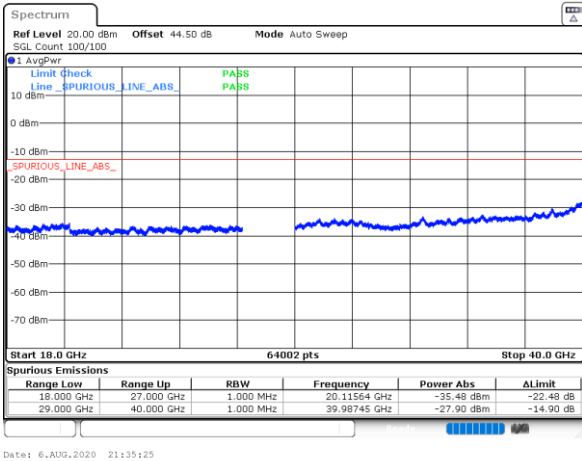
NR Band n261 QPSK (18-40GHz)

Lowest Channel / 200MHz



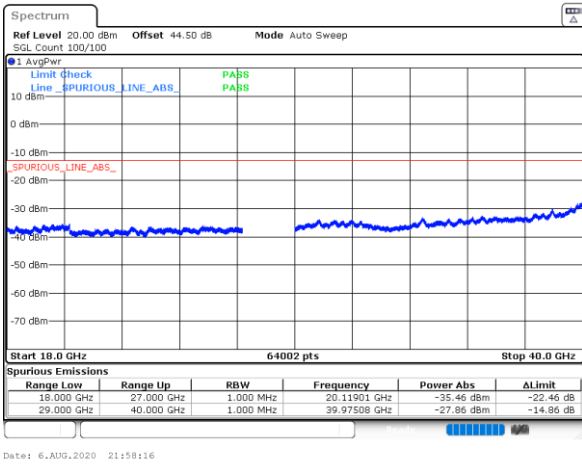
intentionally blank

Middle Channel / 200MHz



intentionally blank

Highest Channel / 200MHz



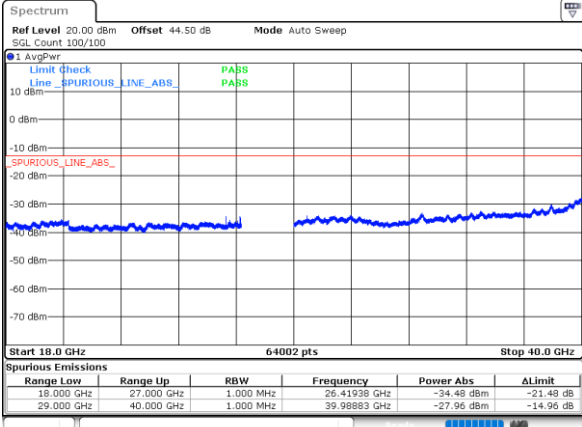
intentionally blank



DFT-s-OFDM Module 1

NR Band n261 QPSK (18-40GHz)

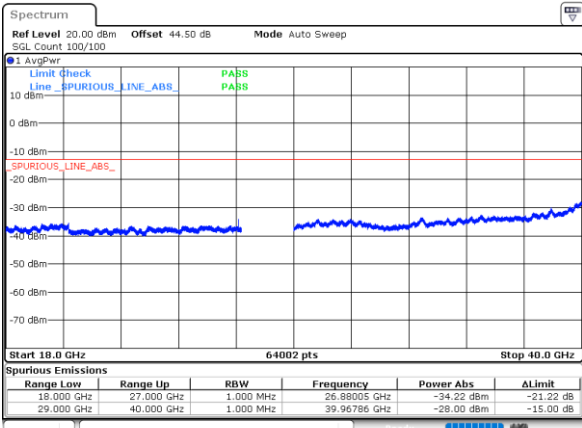
Lowest Channel / 200MHz



intentionally blank

Date: 7.AUG.2020 19:55:38

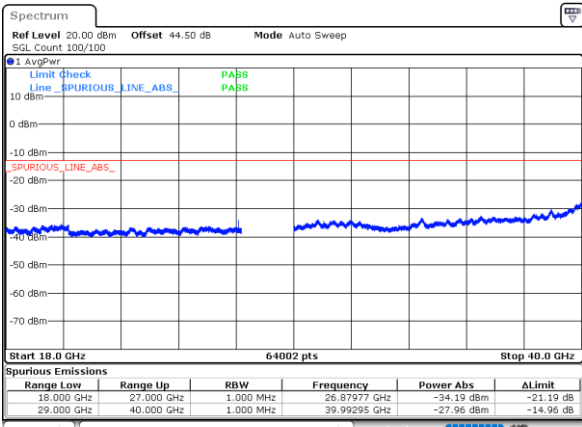
Middle Channel / 200MHz



intentionally blank

Date: 7.AUG.2020 21:56:37

Highest Channel / 200MHz



intentionally blank

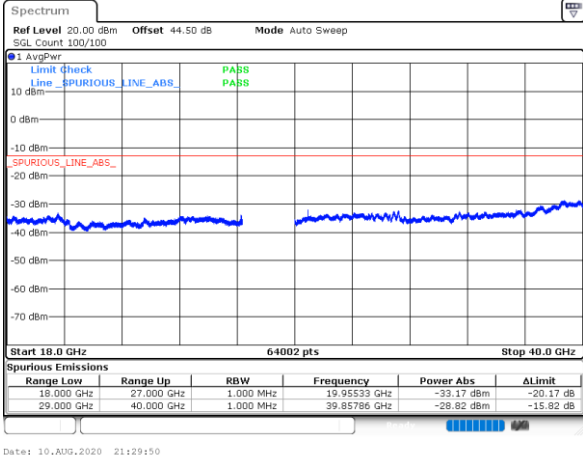
Date: 8.AUG.2020 00:07:50



CP-OFDM Module 0

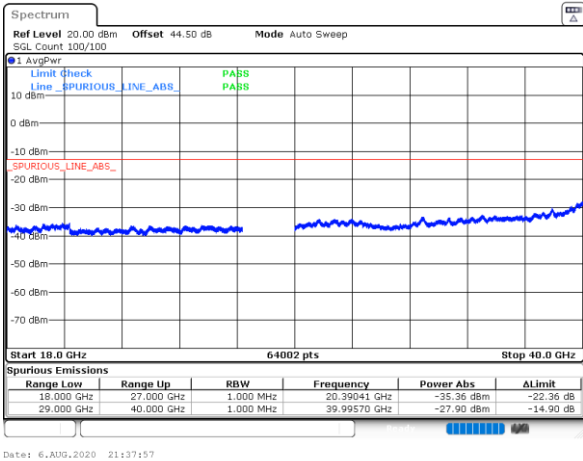
NR Band n261 QPSK (18-40GHz)

Lowest Channel / 200MHz



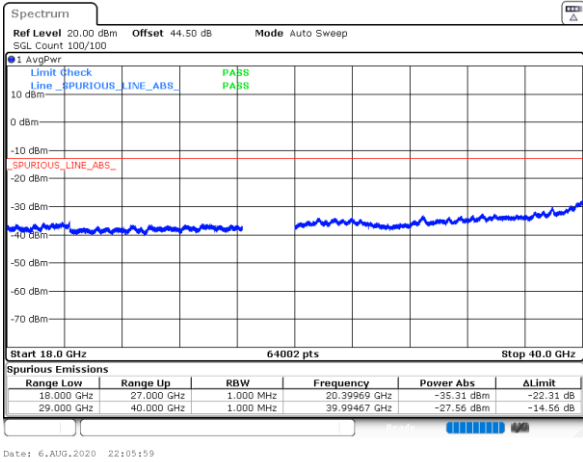
intentionally blank

Middle Channel / 200MHz



intentionally blank

Highest Channel / 200MHz



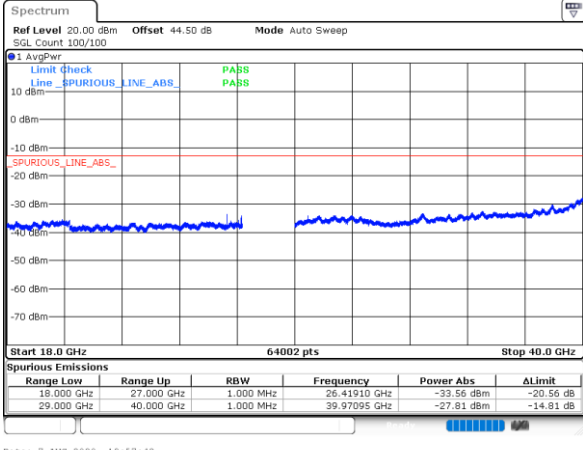
intentionally blank



CP-OFDM Module 1

NR Band n261 QPSK (18-40GHz)

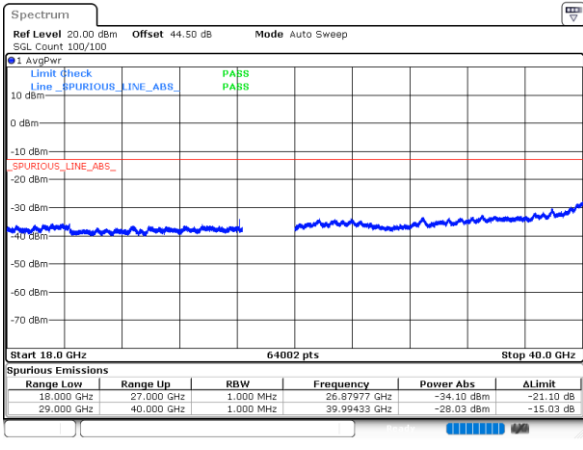
Lowest Channel / 200MHz



intentionally blank

Date: 7.AUG.2020 19:57:42

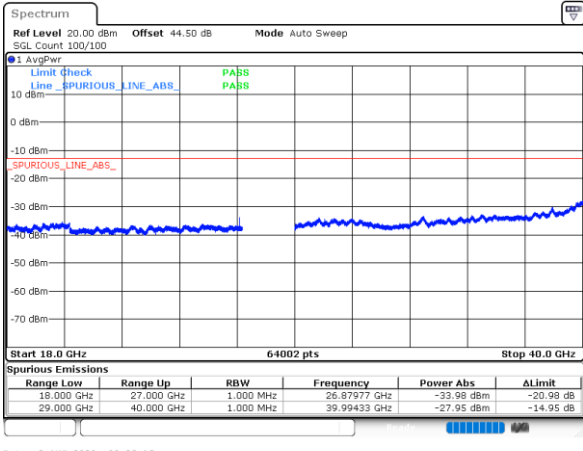
Middle Channel / 200MHz



intentionally blank

Date: 7.AUG.2020 22:40:09

Highest Channel / 200MHz

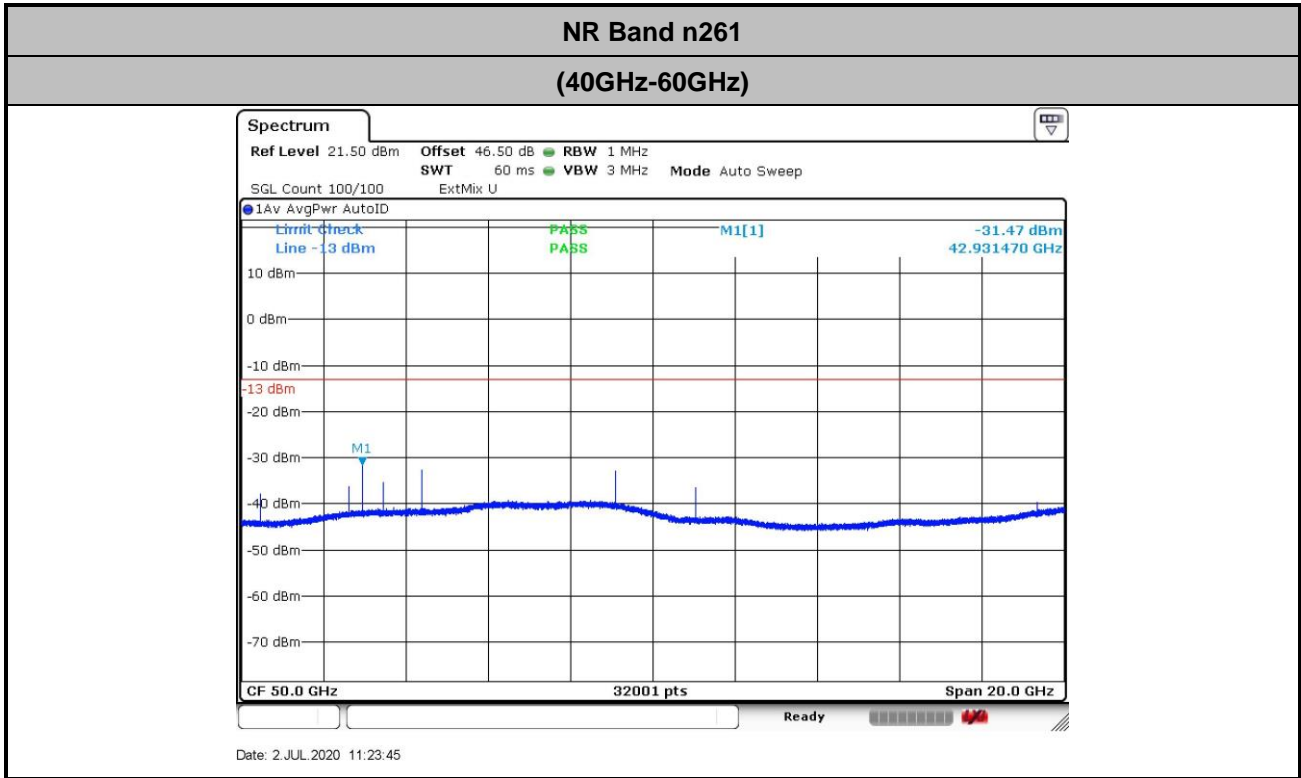


intentionally blank

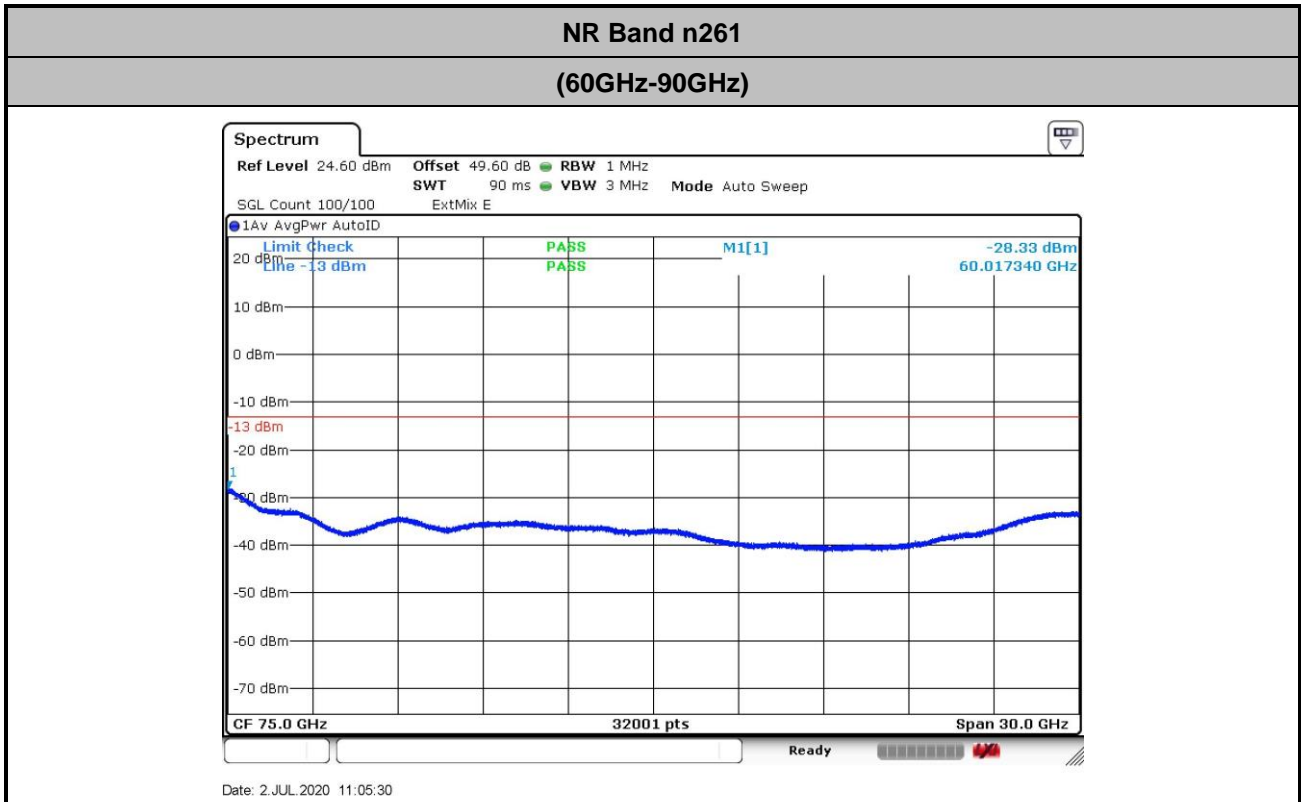
Date: 8.AUG.2020 00:38:18



There is no significant spurious emission signal found for frequency started from 40GHz up to 100GHz. Only the noise floor is reported.

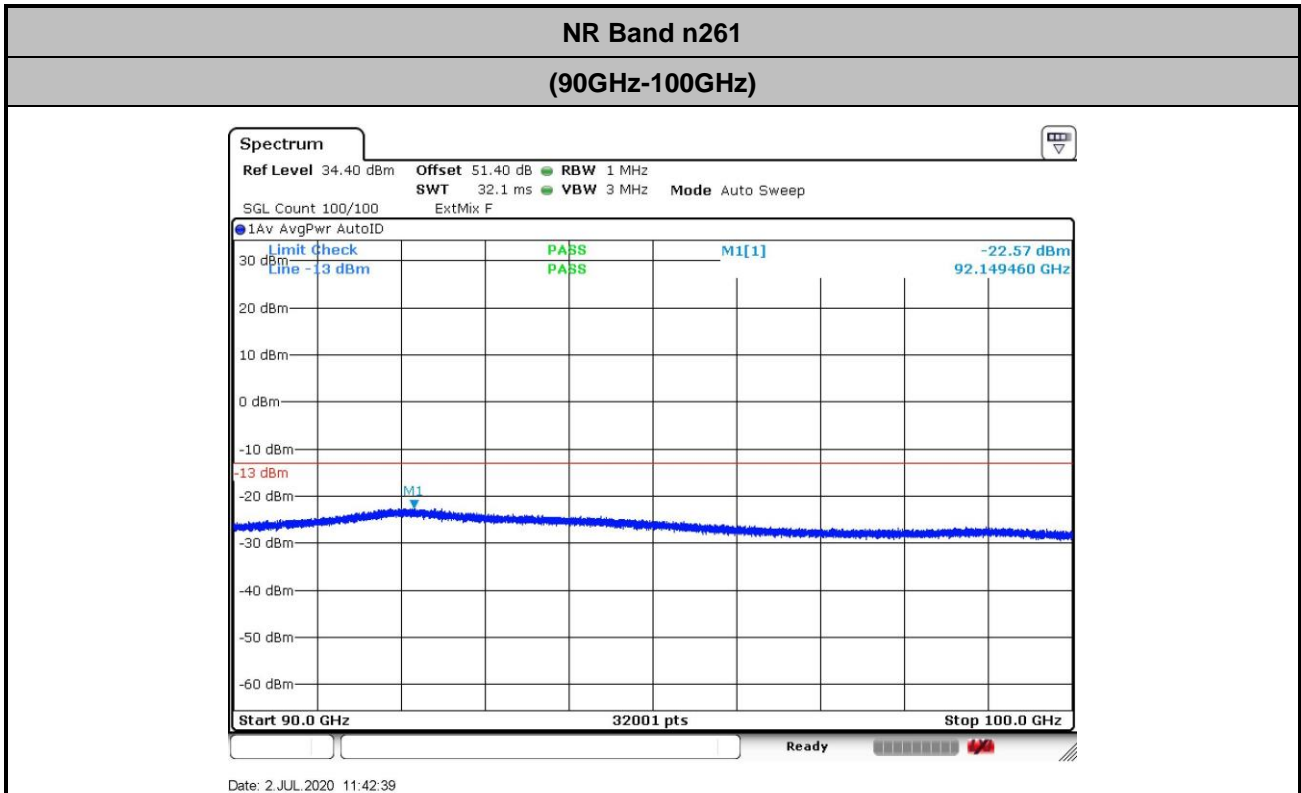


$$\begin{aligned} \text{Offset} &= \text{Antenna Factor (dB/m)} + \text{Cable Loss (dB)} + 107 + 20\log(D) - 104.8 \\ &= 42.1 + 2.2 + 107 + 20\log(1) - 104.8 = 46.5 \text{ (dB)} \end{aligned}$$



$$\text{Offset} = \text{Antenna Factor (dB/m)} + \text{Cable Loss (dB)} + 107 + 20\log(D) - 104.8$$

$$= 47.2 + 2.2 + 107 + 20\log(1) - 104.8 = 49.6 \text{ (dB)}$$



$$\begin{aligned} \text{Offset} &= \text{Antenna Factor (dB/m)} + \text{Cable Loss (dB)} + 107 + 20\log(D) - 104.8 \\ &= 49.0 + 2.2 + 107 + 20\log(1) - 104.8 = 51.4 \text{ (dB)} \end{aligned}$$



NR Band n261 AG1

Occupied Bandwidth

Mode	DFT-s-OFDM Module 0 NR Band n261 : 99%OBW(MHz)					
BW	50MHz			100MHz		
Mod.	QPSK	16QAM	64QAM	QPSK	16QAM	64QAM
Lowest CH	45.26	45.30	45.14	90.28	90.32	90.64
Middle CH	45.44	44.98	45.22	90.40	90.48	90.24
Highest CH	45.30	45.26	45.04	90.80	90.40	90.32

Mode	DFT-s-OFDM Module 1 NR Band n261 : 99%OBW(MHz)					
BW	50MHz			100MHz		
Mod.	QPSK	16QAM	64QAM	QPSK	16QAM	64QAM
Lowest CH	45.28	45.24	44.88	90.68	90.88	90.32
Middle CH	45.42	45.38	45.26	90.64	90.60	90.24
Highest CH	45.36	45.40	45.20	90.52	90.64	90.64

Mode	CP-OFDM Module 0 NR Band n261 : 99%OBW(MHz)					
BW	50MHz			100MHz		
Mod.	QPSK	16QAM	64QAM	QPSK	16QAM	64QAM
Lowest CH	45.16	45.10	45.12	93.08	93.00	93.12
Middle CH	45.34	45.26	45.36	92.88	93.16	93.04
Highest CH	45.30	45.28	45.16	92.92	92.76	92.92

Mode	CP-OFDM Module 1 NR Band n261 : 99%OBW(MHz)					
BW	50MHz			100MHz		
Mod.	QPSK	16QAM	64QAM	QPSK	16QAM	64QAM
Lowest CH	45.50	45.16	45.18	92.88	93.00	93.12
Middle CH	45.36	45.30	45.26	92.96	93.16	93.16
Highest CH	45.30	45.22	45.24	92.88	93.04	92.76



Mode	DFT-s-OFDM Module 0 NR Band n261 : 99%OBW(MHz)		
BW	200MHz		
Mod.	QPSK	16QAM	64QAM
Lowest CH	187.92	185.84	186.64
Middle CH	188.88	188.56	186.64
Highest CH	186.48	182.48	184.24

Mode	DFT-s-OFDM Module 1 NR Band n261 : 99%OBW(MHz)		
BW	200MHz		
Mod.	QPSK	16QAM	64QAM
Lowest CH	188.00	185.36	186.16
Middle CH	189.28	188.56	186.56
Highest CH	187.12	183.92	184.88

Mode	CP-OFDM Module 0 NR Band n261 : 99%OBW(MHz)		
BW	200MHz		
Mod.	QPSK	16QAM	64QAM
Lowest CH	190.40	188.16	190.16
Middle CH	190.72	188.24	190.40
Highest CH	187.68	185.60	188.72

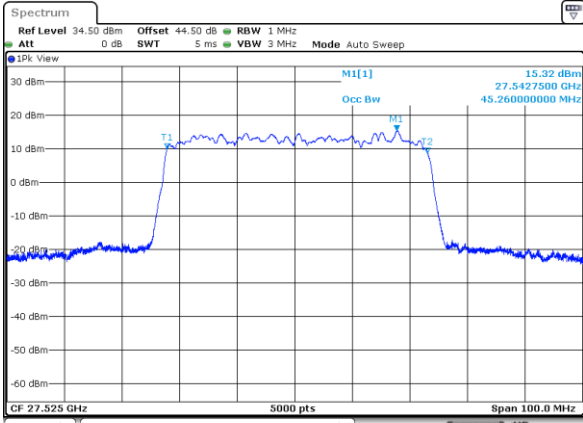
Mode	CP-OFDM Module 1 NR Band n261 : 99%OBW(MHz)		
BW	200MHz		
Mod.	QPSK	16QAM	64QAM
Lowest CH	190.80	187.52	190.32
Middle CH	190.96	188.16	190.72
Highest CH	190.24	186.48	189.44



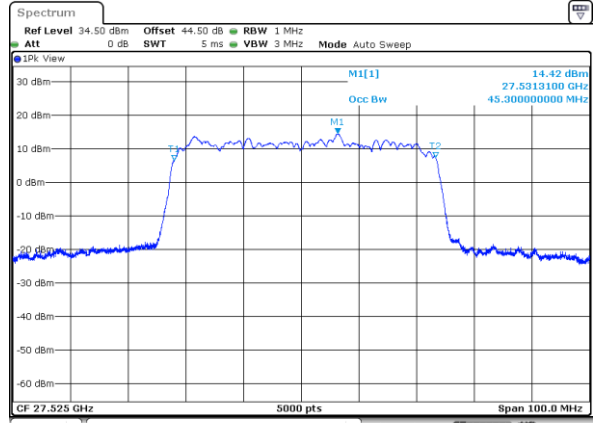
DFT-s-OFDM Module 0

NR Band n261

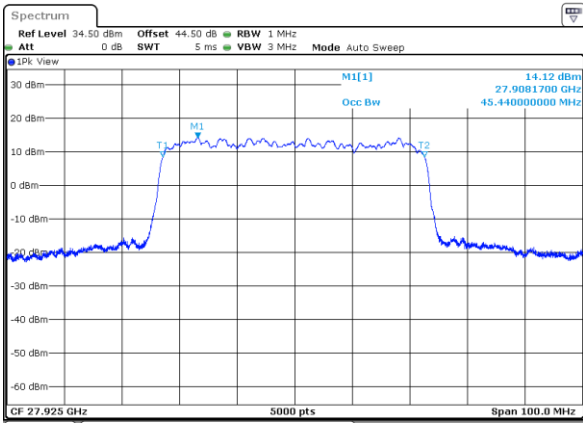
Lowest Channel / 50MHz / QPSK



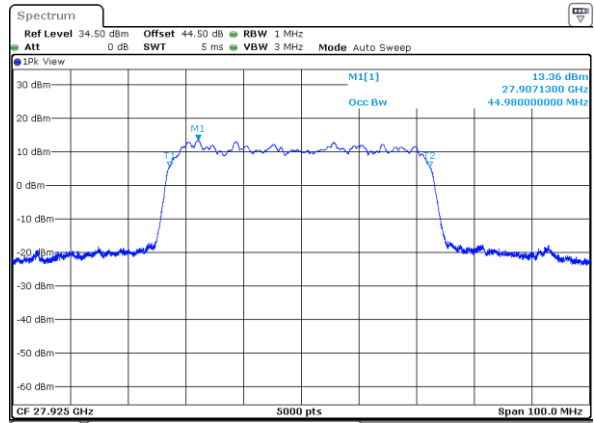
Lowest Channel / 50MHz / 16QAM



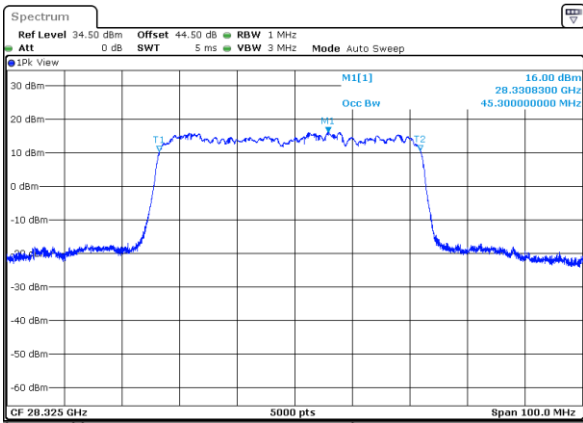
Middle Channel / 50MHz / QPSK



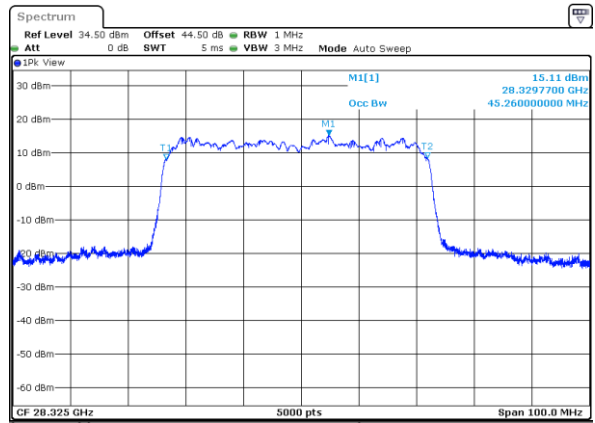
Middle Channel / 50MHz / 16QAM



Highest Channel / 50MHz / QPSK



Highest Channel / 50MHz / 16QAM

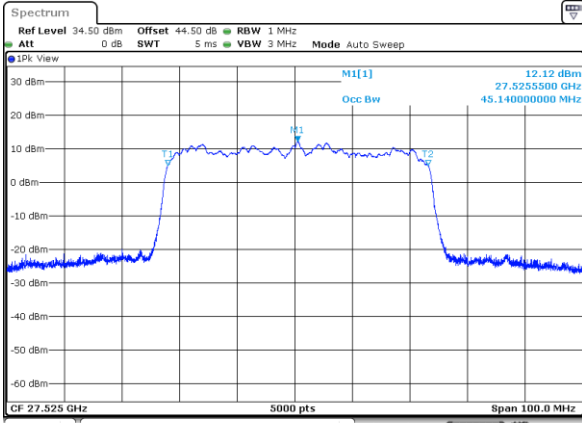




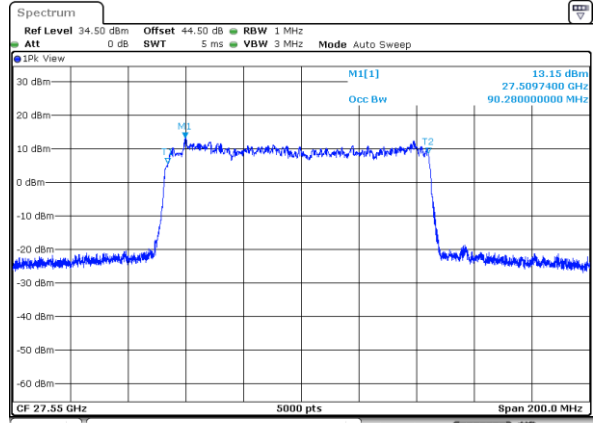
DFT-s-OFDM Module 0

NR Band n261

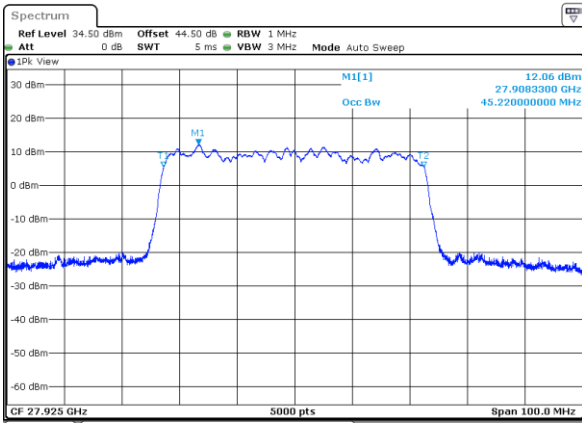
Lowest Channel / 50MHz / 64QAM



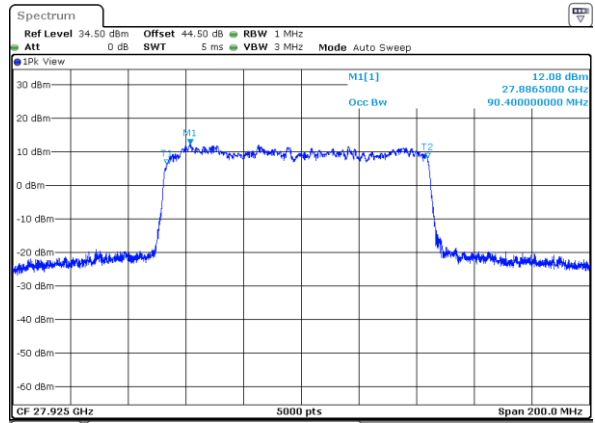
Lowest Channel / 100MHz / QPSK



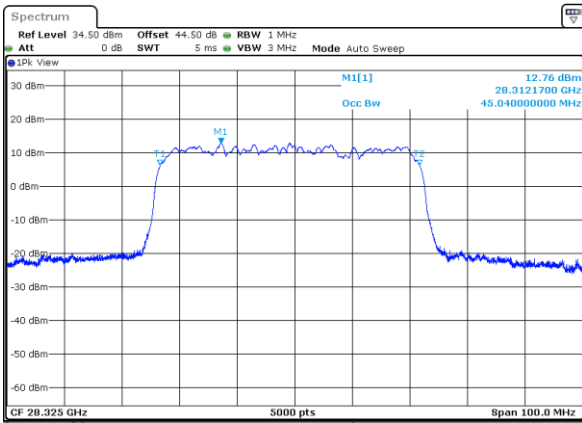
Middle Channel / 50MHz / 64QAM



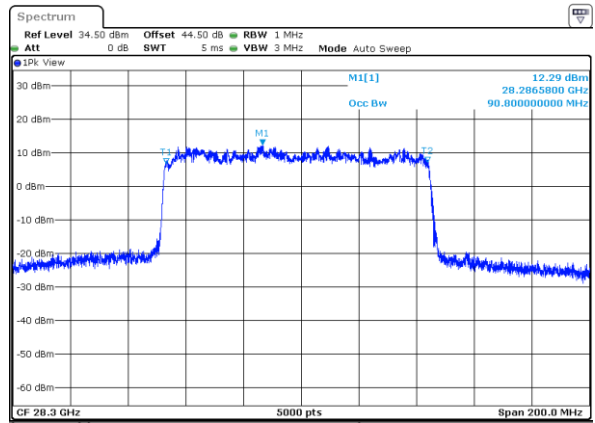
Middle Channel / 100MHz / QPSK



Highest Channel / 50MHz / 64QAM



Highest Channel / 100MHz / QPSK

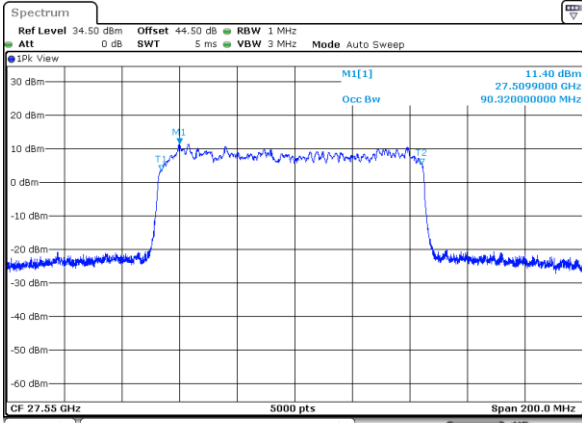




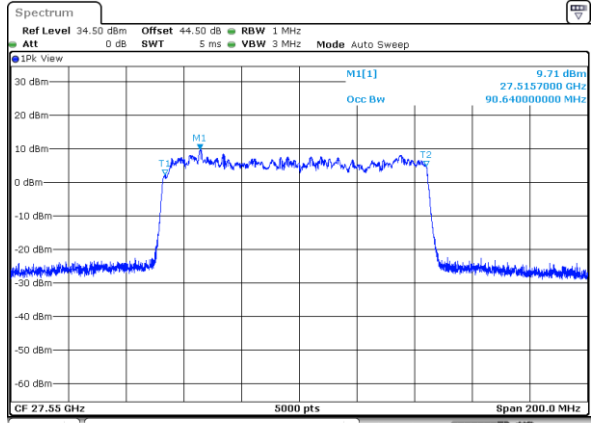
DFT-s-OFDM Module 0

NR Band n261

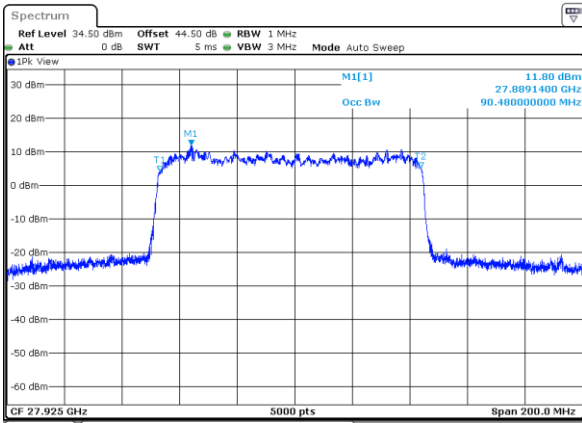
Lowest Channel / 100MHz / 16QAM



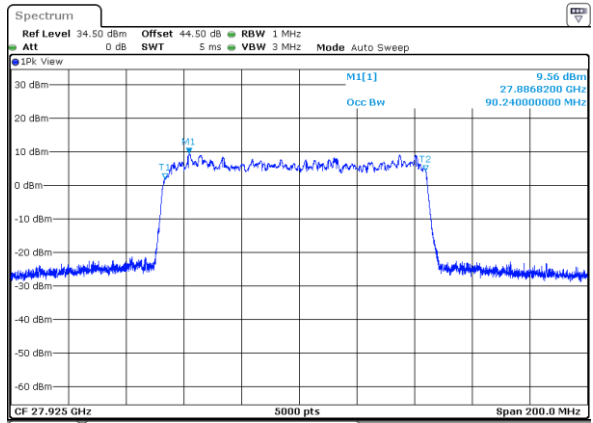
Lowest Channel / 100MHz / 64QAM



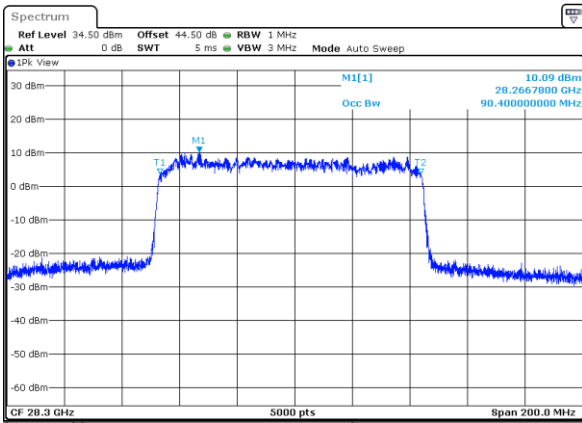
Middle Channel / 100MHz / 16QAM



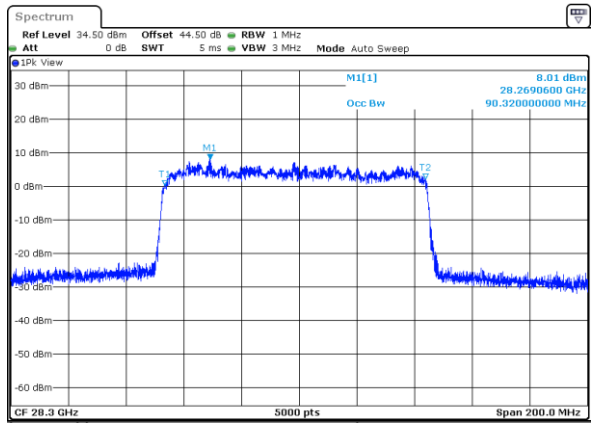
Middle Channel / 100MHz / 64QAM



Highest Channel / 100MHz / 16QAM



Highest Channel / 100MHz / 64QAM

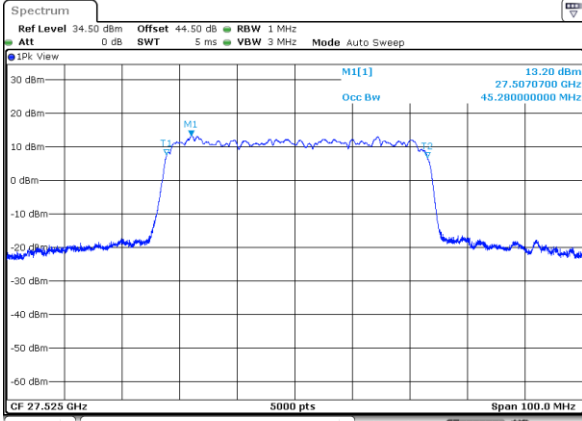




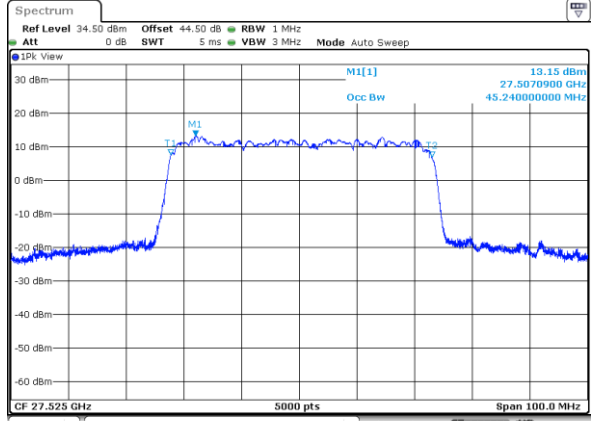
DFT-s-OFDM Module 1

NR Band n261

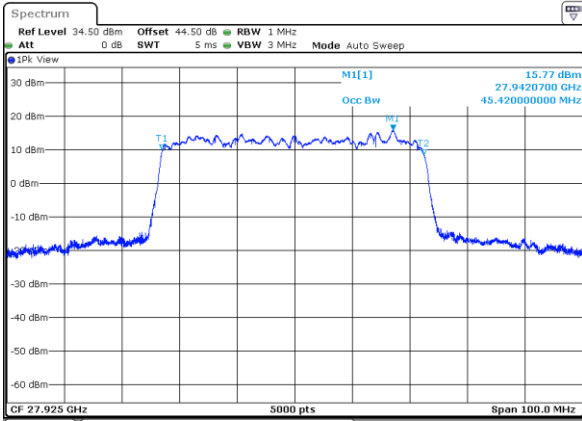
Lowest Channel / 50MHz / QPSK



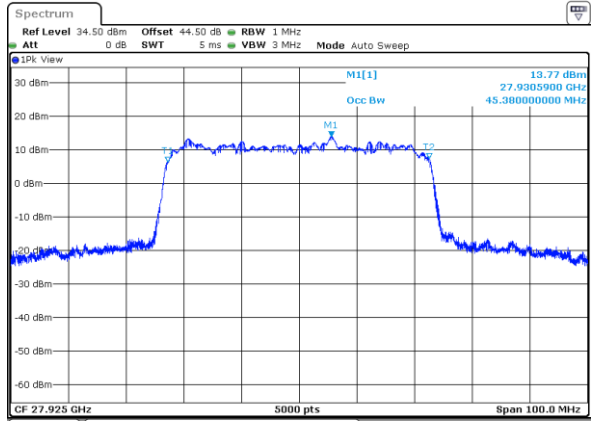
Lowest Channel / 50MHz / 16QAM



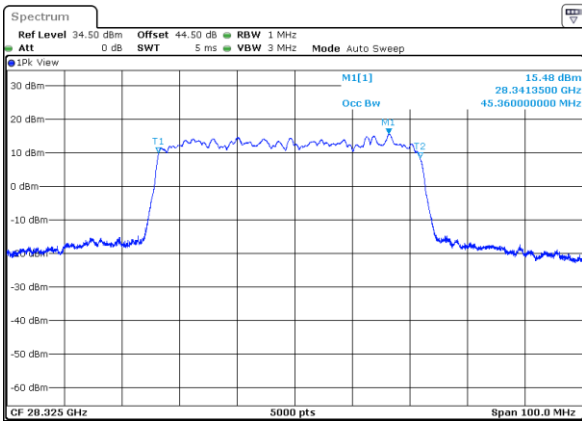
Middle Channel / 50MHz / QPSK



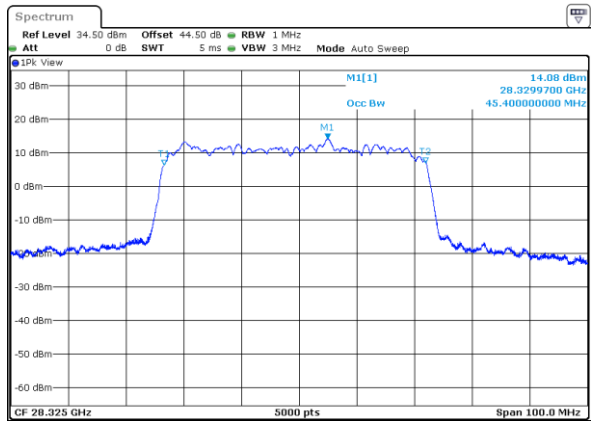
Middle Channel / 50MHz / 16QAM



Highest Channel / 50MHz / QPSK



Highest Channel / 50MHz / 16QAM

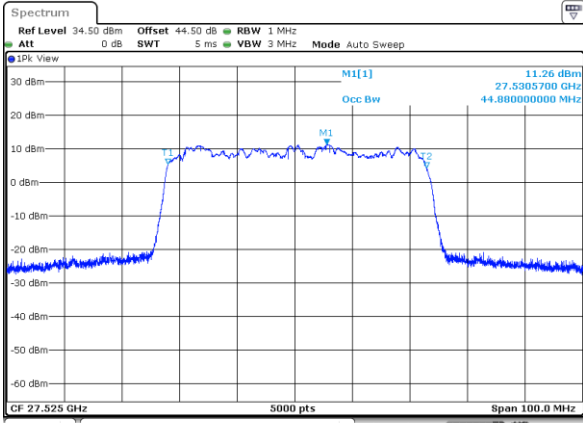




DFT-s-OFDM Module 1

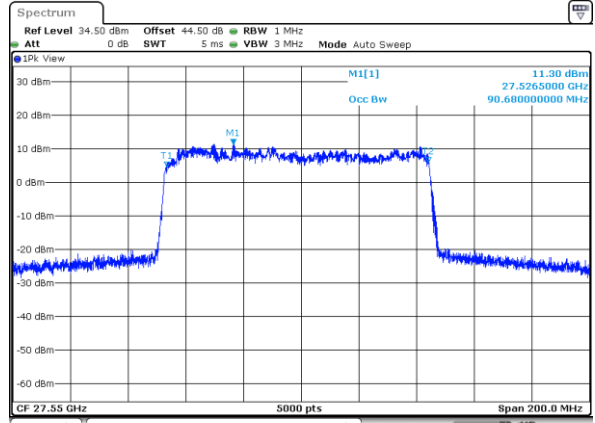
NR Band n261

Lowest Channel / 50MHz / 64QAM



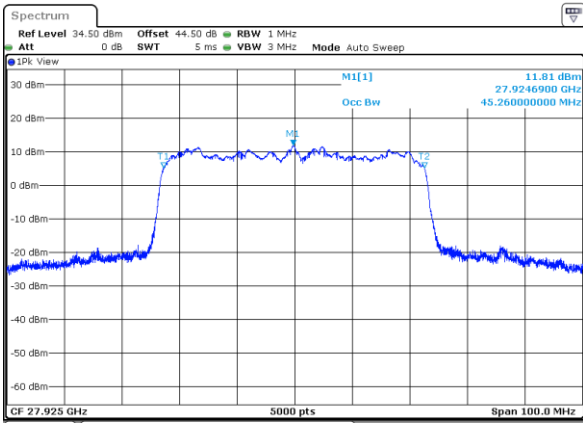
Date: 29_JUN.2020 10:56:14

Lowest Channel / 100MHz / QPSK



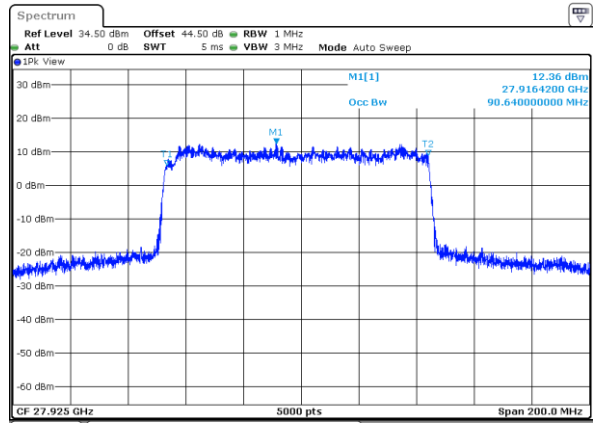
Date: 29_JUN.2020 16:09:00

Middle Channel / 50MHz / 64QAM



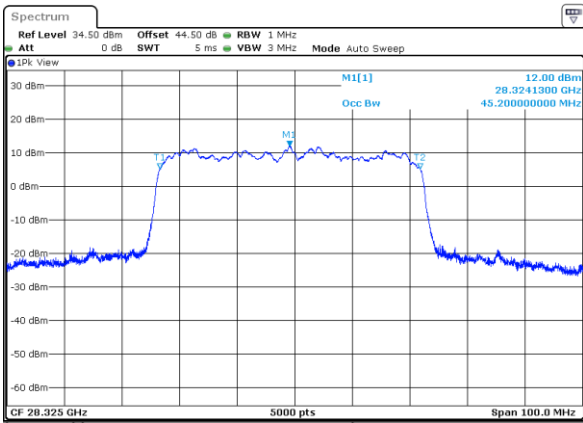
Date: 29_JUN.2020 17:17:51

Middle Channel / 100MHz / QPSK



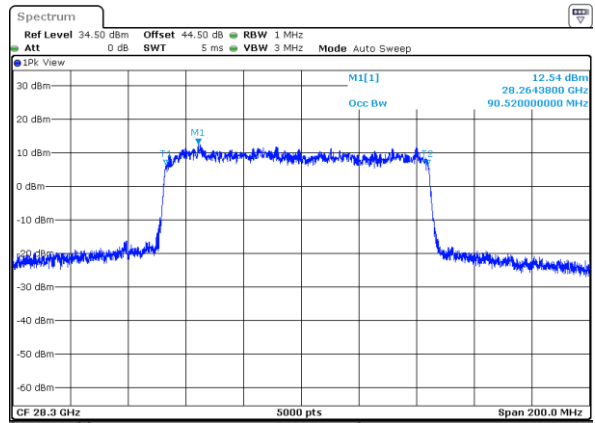
Date: 29_JUN.2020 17:39:31

Highest Channel / 50MHz / 64QAM



Date: 29_JUN.2020 20:29:55

Highest Channel / 100MHz / QPSK



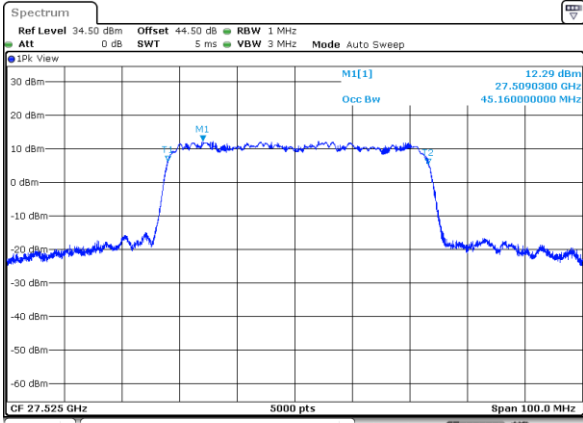
Date: 27_JUN.2020 18:25:10



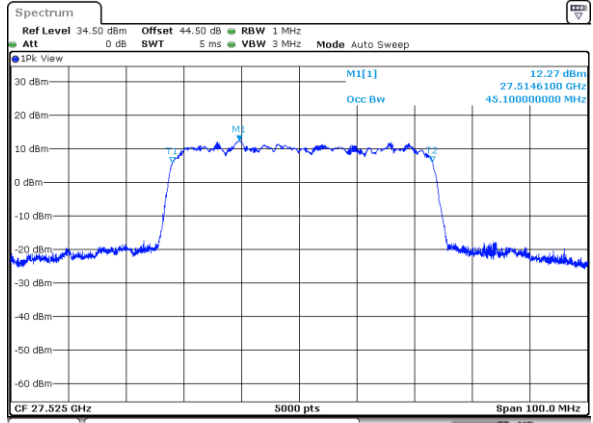
CP-OFDM Module 0

NR Band n2610

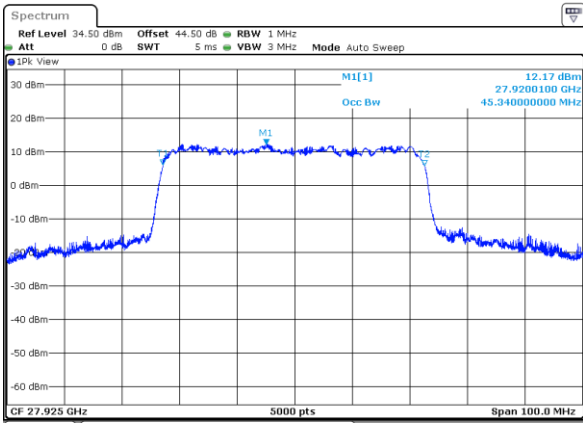
Lowest Channel / 50MHz / QPSK



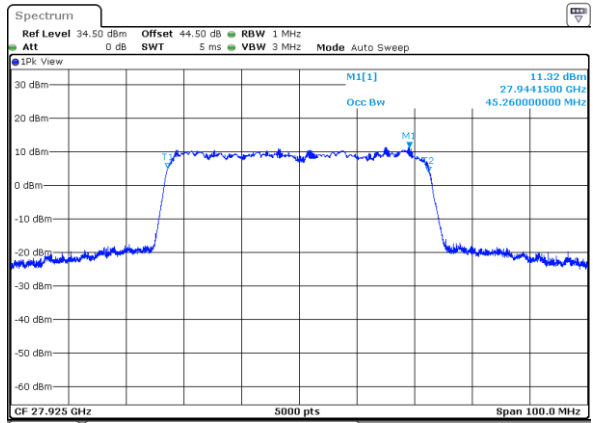
Lowest Channel / 50MHz / 16QAM



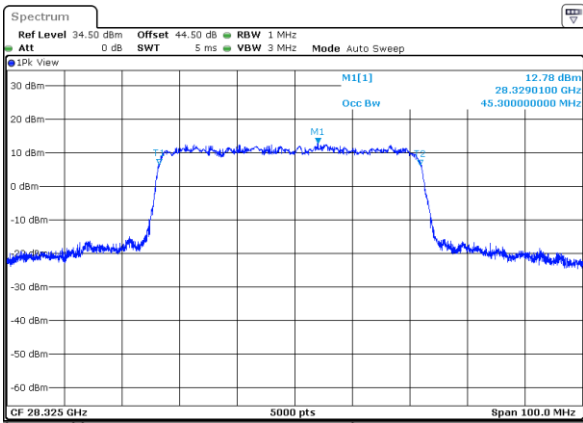
Middle Channel / 50MHz / QPSK



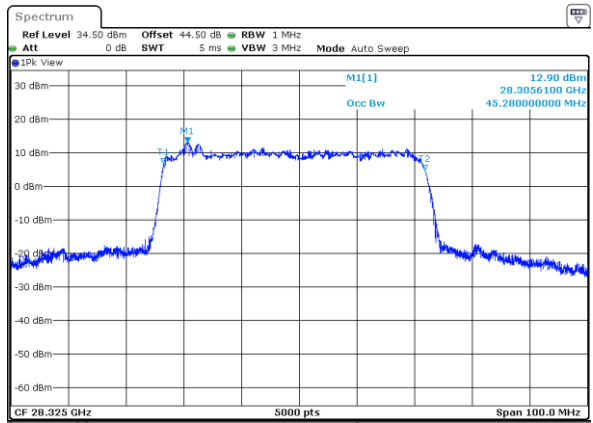
Middle Channel / 50MHz / 16QAM



Highest Channel / 50MHz / QPSK



Highest Channel / 50MHz / 16QAM

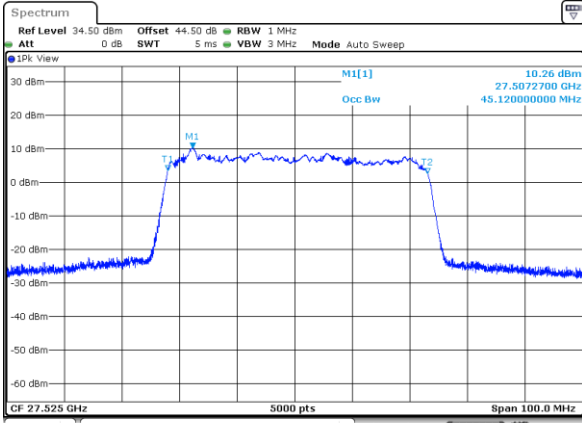




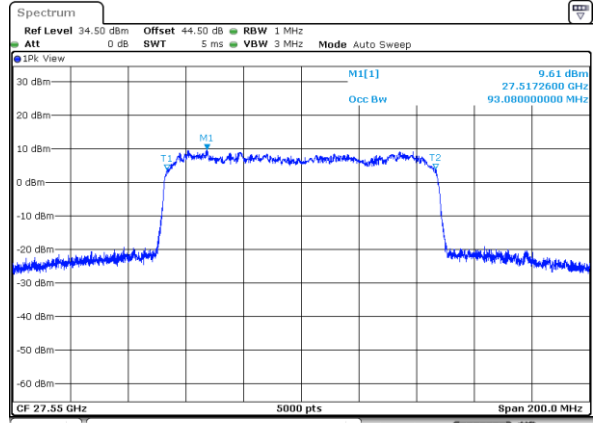
CP-OFDM Module 0

NR Band n261

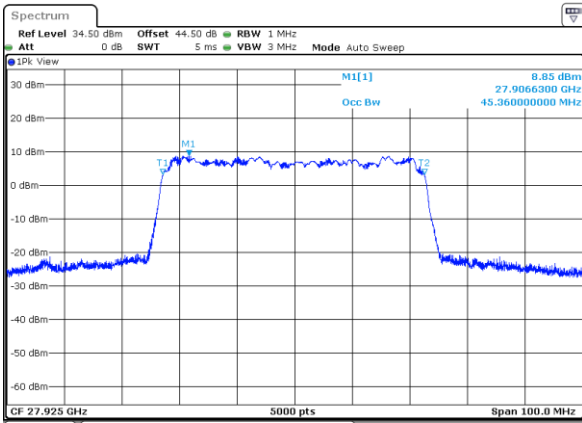
Lowest Channel / 50MHz / 64QAM



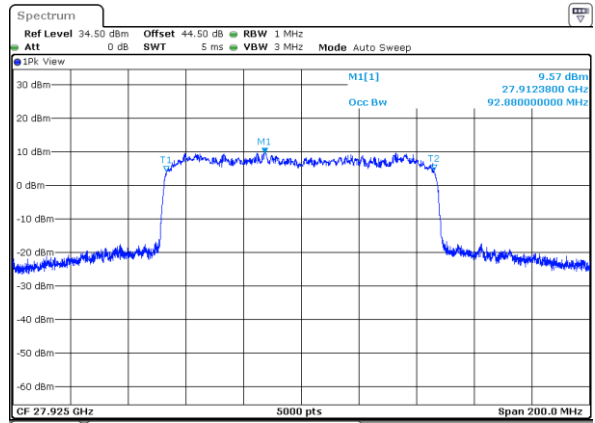
Lowest Channel / 100MHz / QPSK



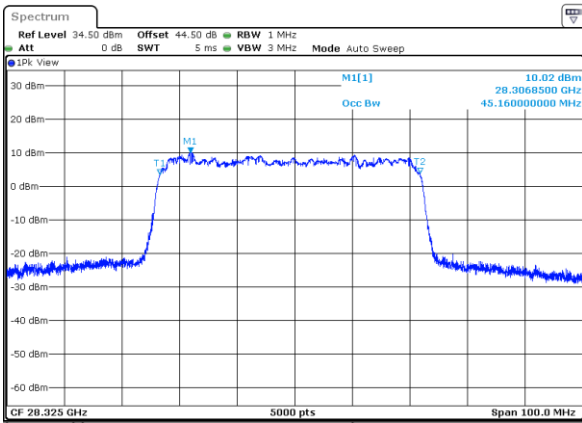
Middle Channel / 50MHz / 64QAM



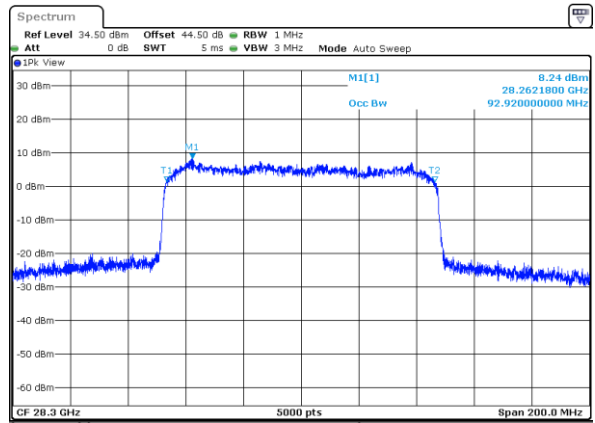
Middle Channel / 100MHz / QPSK



Highest Channel / 50MHz / 64QAM



Highest Channel / 100MHz / QPSK

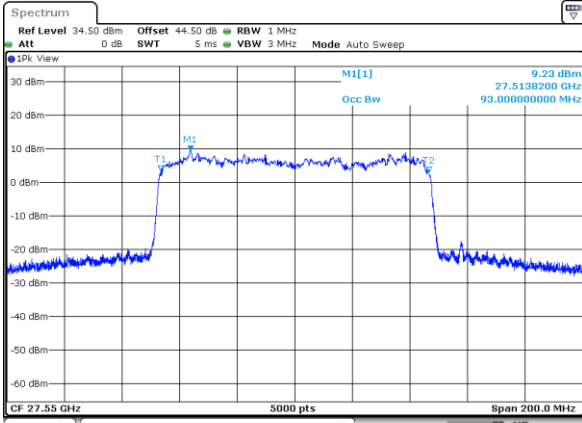




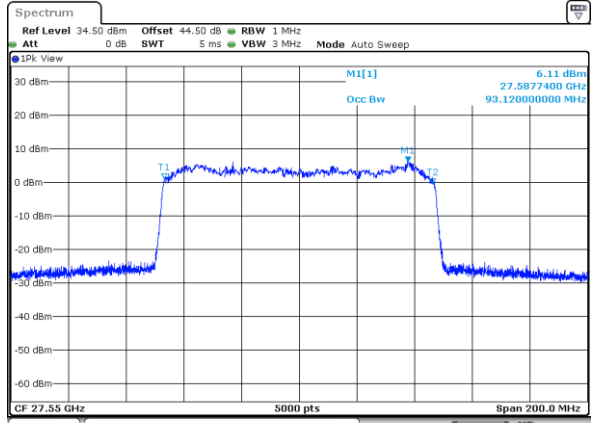
CP-OFDM Module 0

NR Band n261

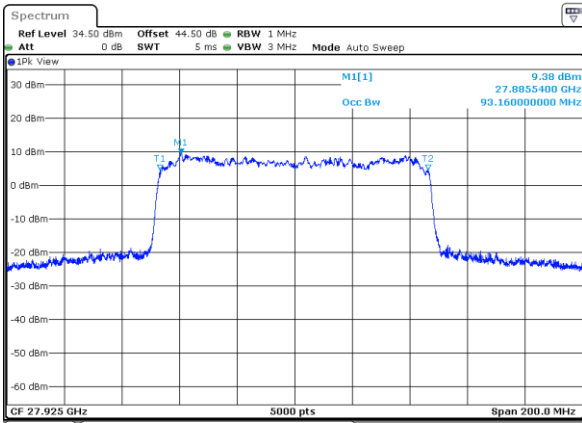
Lowest Channel / 100MHz / 16QAM



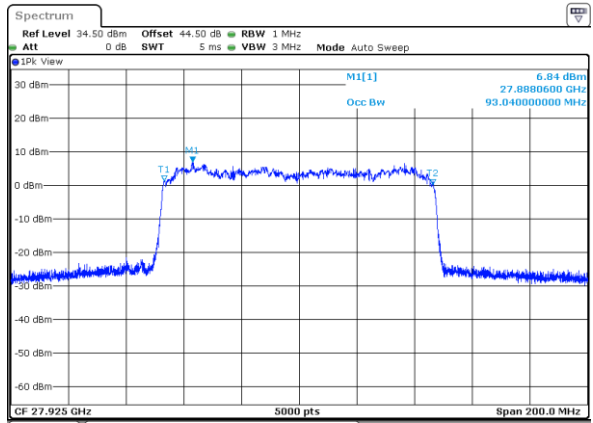
Lowest Channel / 100MHz / 64QAM



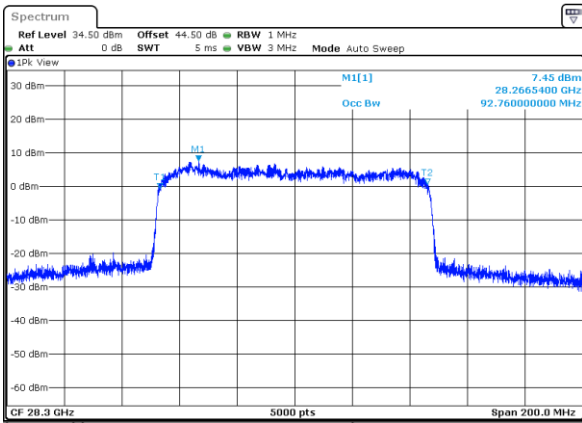
Middle Channel / 100MHz / 16QAM



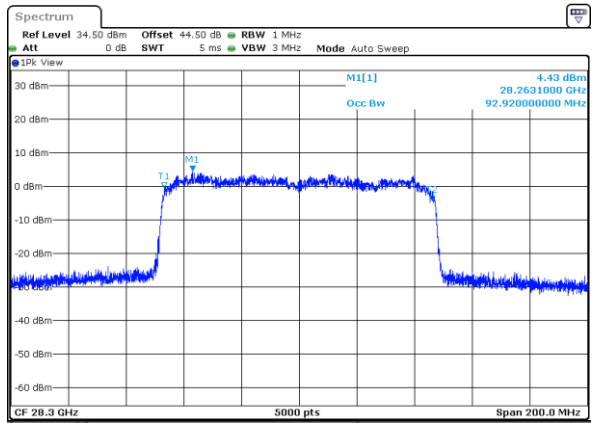
Middle Channel / 100MHz / 64QAM



Highest Channel / 100MHz / 16QAM



Highest Channel / 100MHz / 64QAM

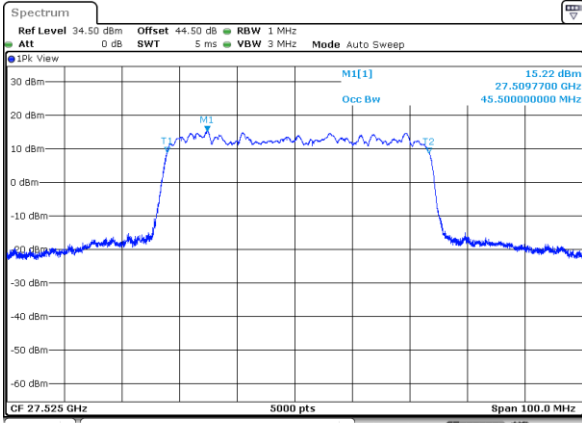




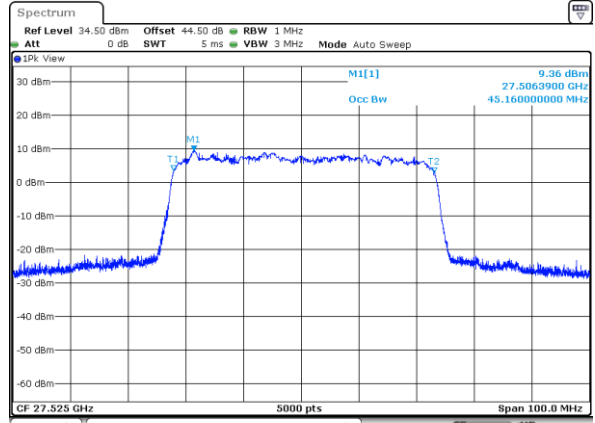
CP-OFDM Module 1

NR Band n261

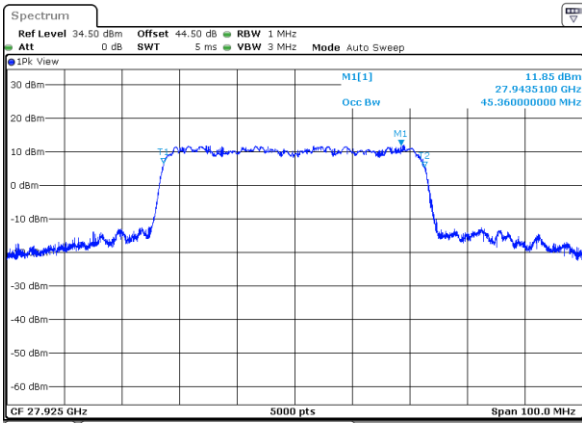
Lowest Channel / 50MHz / QPSK



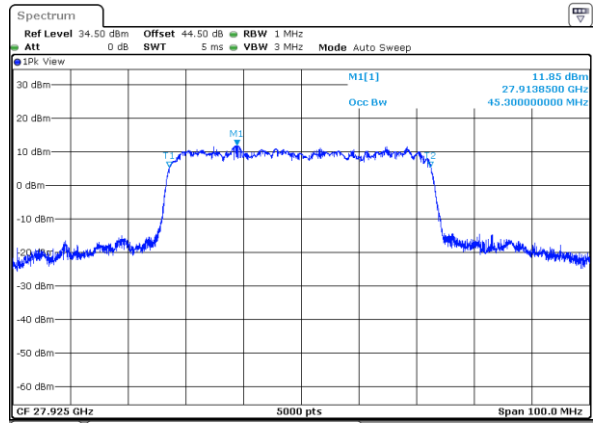
Lowest Channel / 50MHz / 16QAM



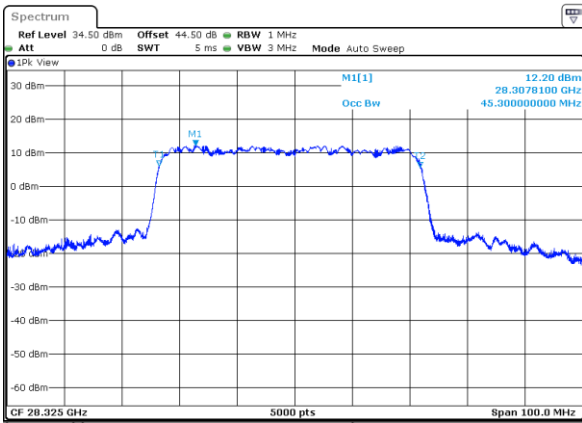
Middle Channel / 50MHz / QPSK



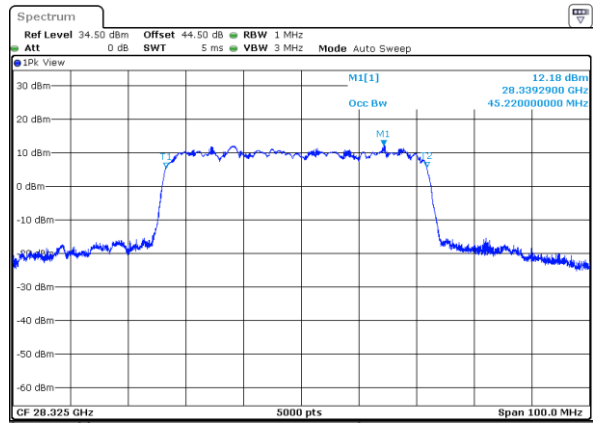
Middle Channel / 50MHz / 16QAM



Highest Channel / 50MHz / QPSK



Highest Channel / 50MHz / 16QAM

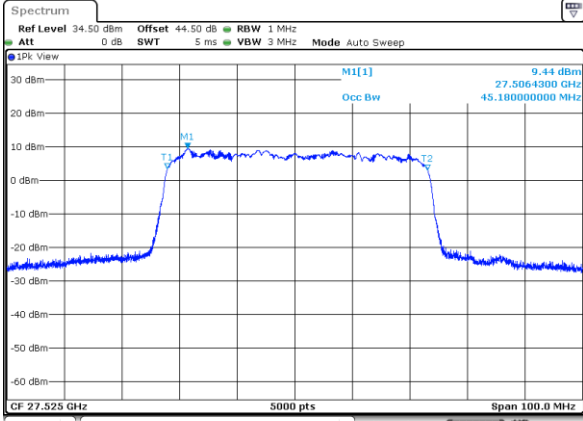




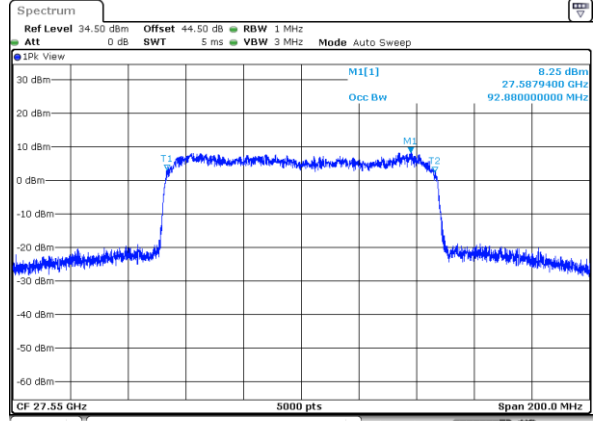
CP-OFDM Module 1

NR Band n261

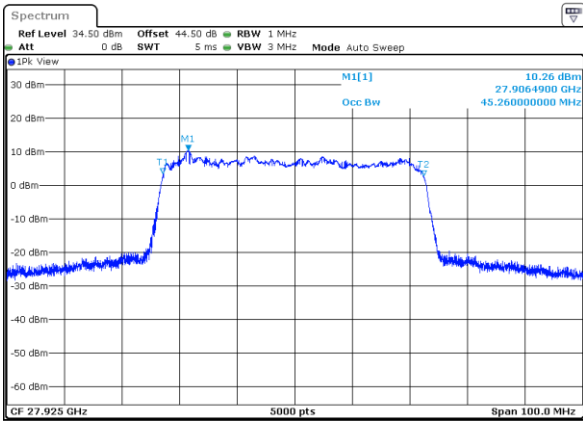
Lowest Channel / 50MHz / 64QAM



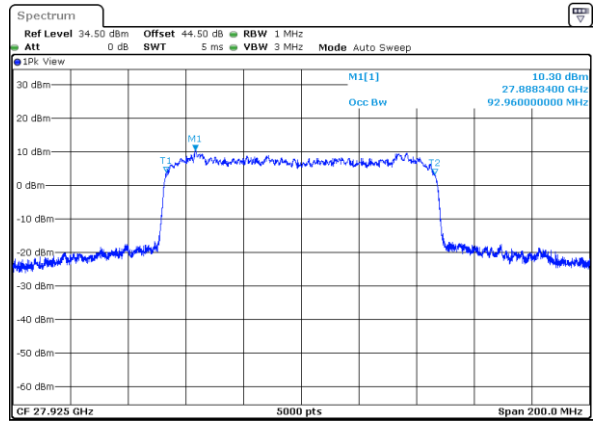
Lowest Channel / 100MHz / QPSK



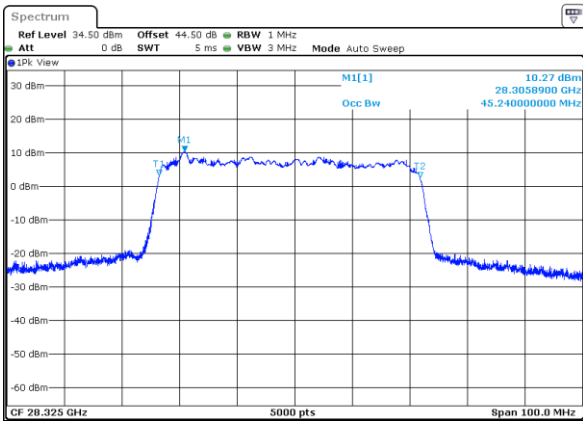
Middle Channel / 50MHz / 64QAM



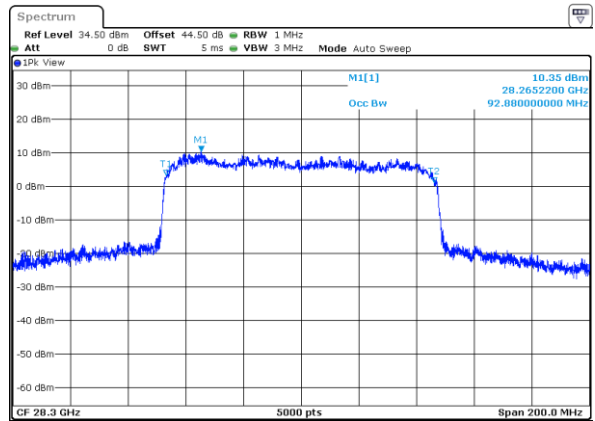
Middle Channel / 100MHz / QPSK



Highest Channel / 50MHz / 64QAM



Highest Channel / 100MHz / QPSK

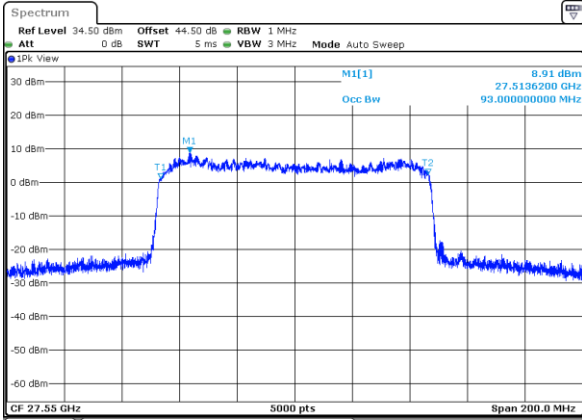




CP-OFDM Module 1

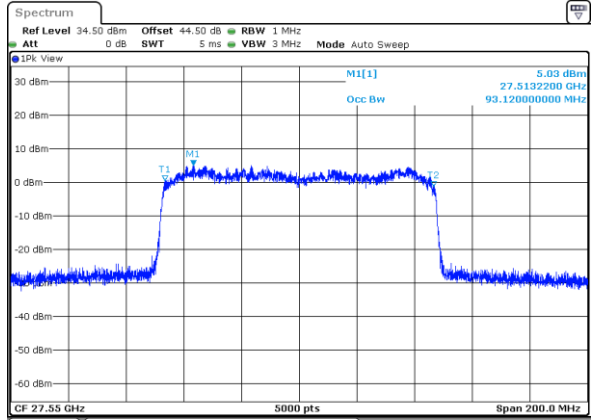
NR Band n261

Lowest Channel / 100MHz / 16QAM



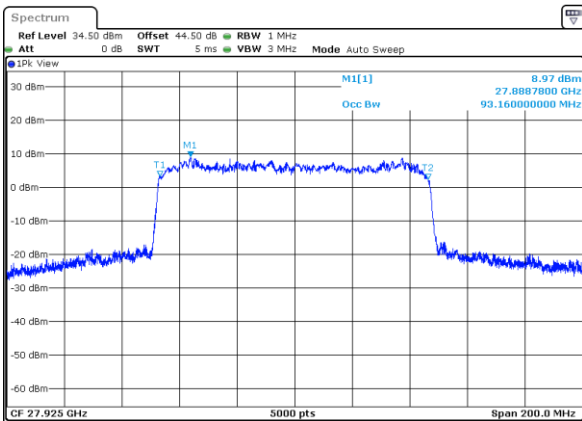
Date: 29_JUN.2020 16:44:30

Lowest Channel / 100MHz / 64QAM



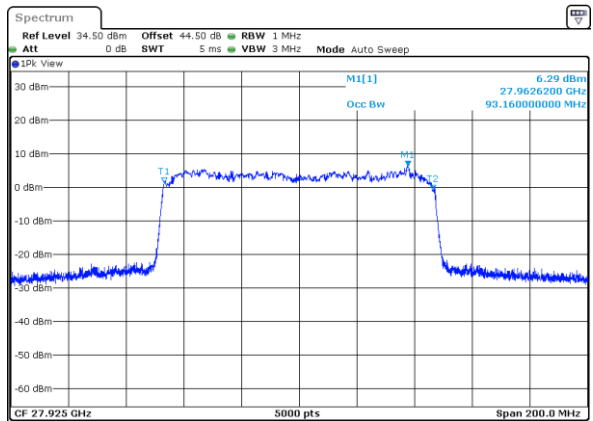
Date: 29_JUN.2020 16:42:46

Middle Channel / 100MHz / 16QAM



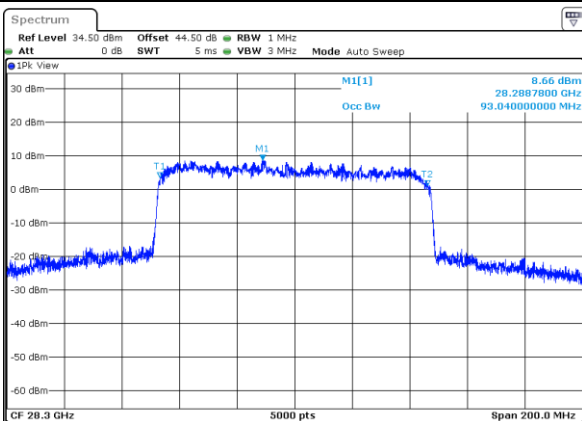
Date: 29_JUN.2020 19:38:58

Middle Channel / 100MHz / 64QAM



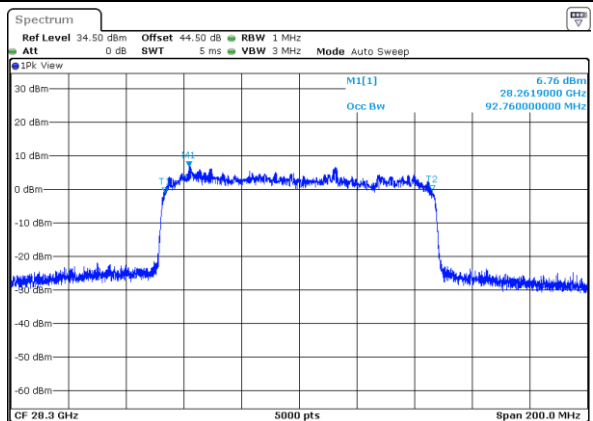
Date: 29_JUN.2020 19:37:54

Highest Channel / 100MHz / 16QAM



Date: 27_JUN.2020 18:37:56

Highest Channel / 100MHz / 64QAM



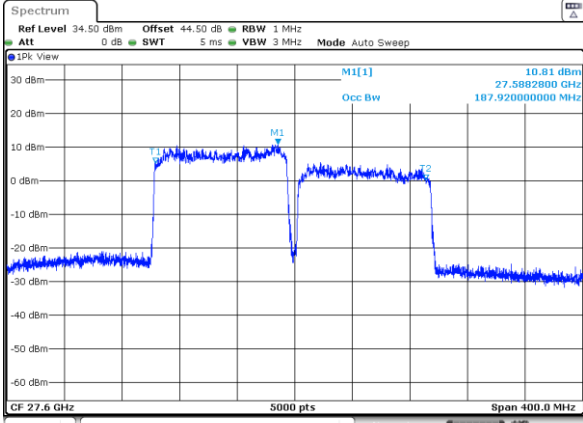
Date: 27_JUN.2020 18:36:54



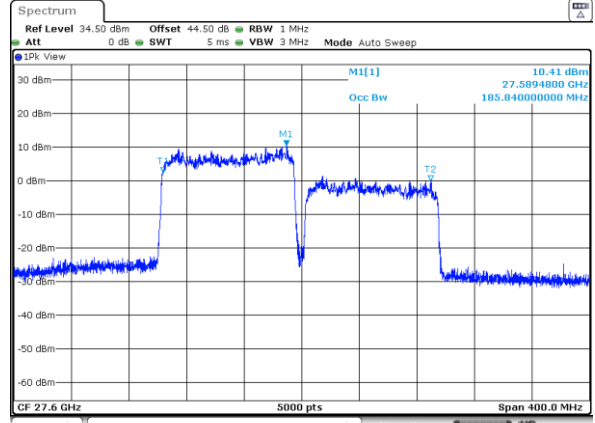
DFT-s-OFDM Module 0

NR Band n261

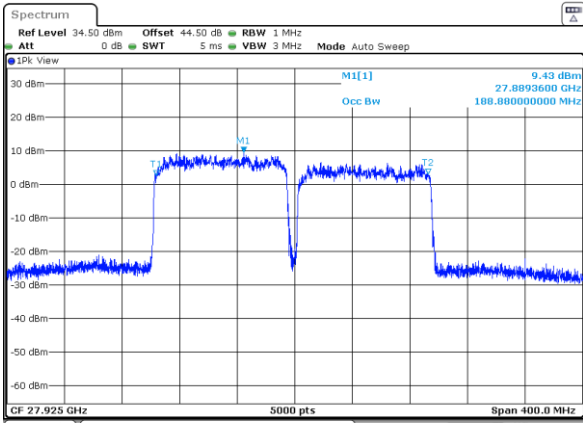
Lowest Channel / 200MHz / QPSK



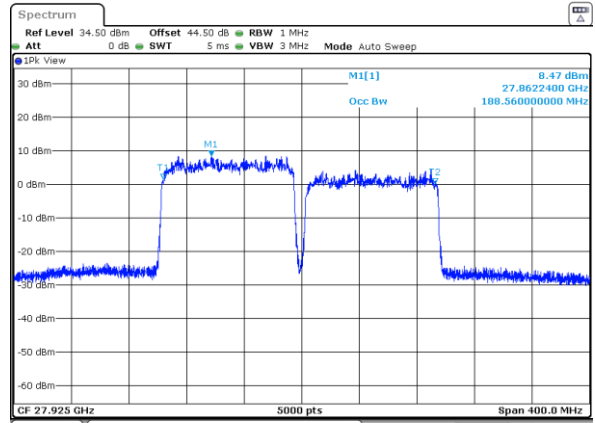
Lowest Channel / 200MHz / 16QAM



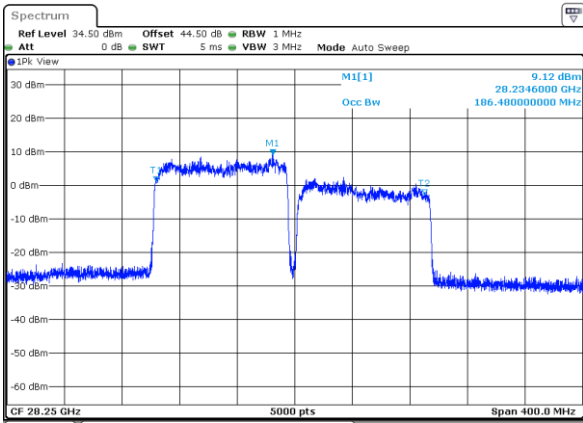
Middle Channel / 200MHz / QPSK



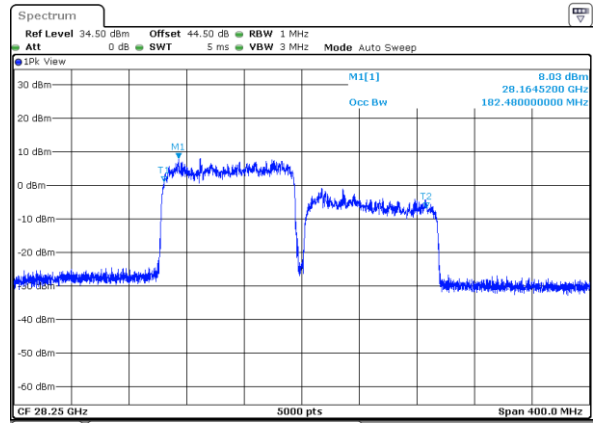
Middle Channel / 200MHz / 16QAM



Highest Channel / 200MHz / QPSK



Highest Channel / 200MHz / 16QAM

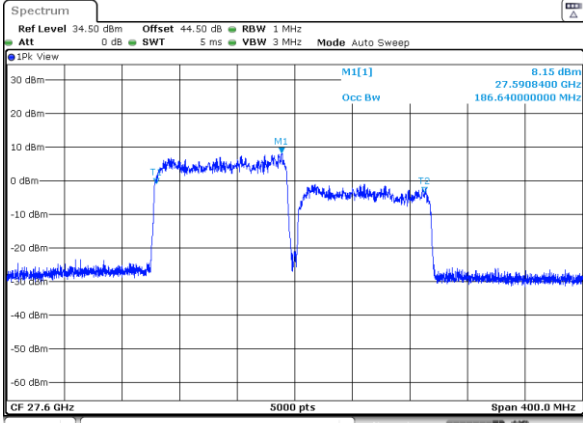




DFT-s-OFDM Module 0

NR Band n261

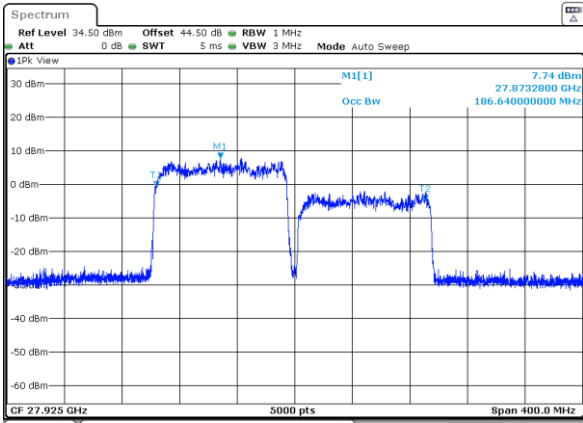
Lowest Channel / 200MHz / 64QAM



Date: 6.AUG.2020 22:47:130

intentionally blank

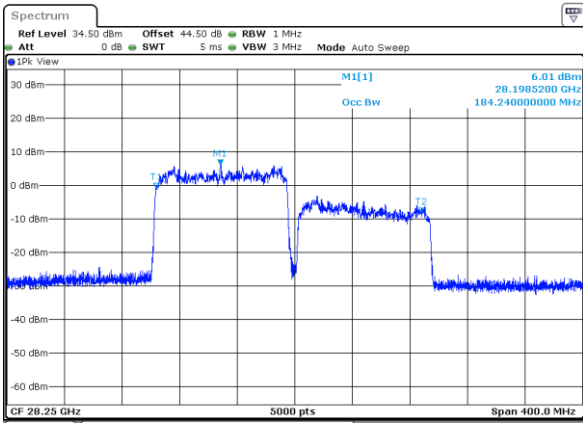
Middle Channel / 200MHz / 64QAM



Date: 6.AUG.2020 23:12:133

intentionally blank

Highest Channel / 200MHz / 64QAM



Date: 7.AUG.2020 17:42:127

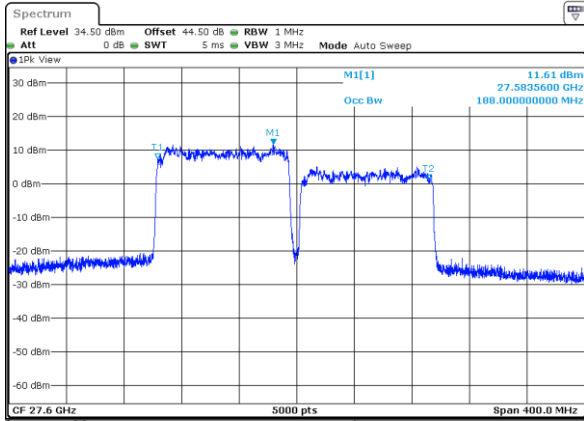
intentionally blank



DFT-s-OFDM Module 1

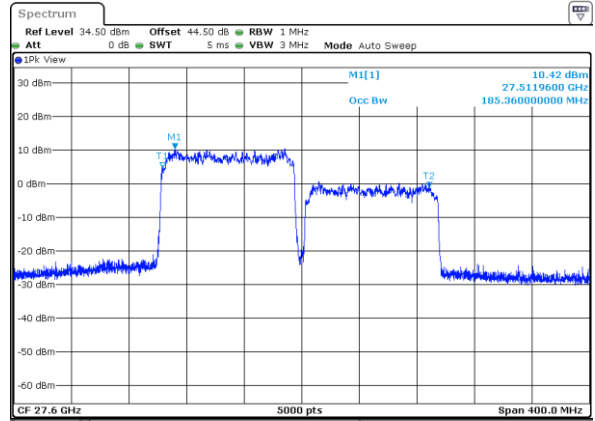
NR Band n261

Lowest Channel / 200MHz / QPSK



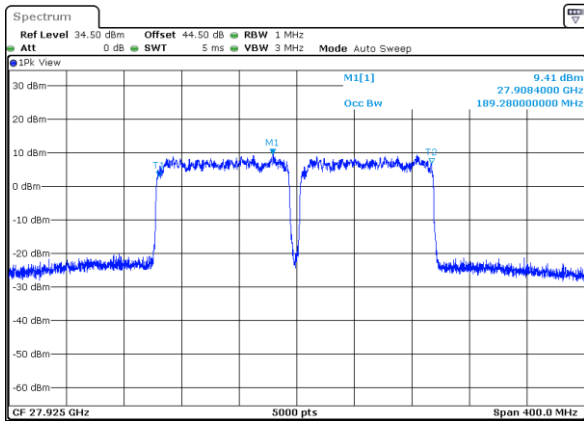
Date: 10_AUG.2020 19:06:12

Lowest Channel / 200MHz / 16QAM



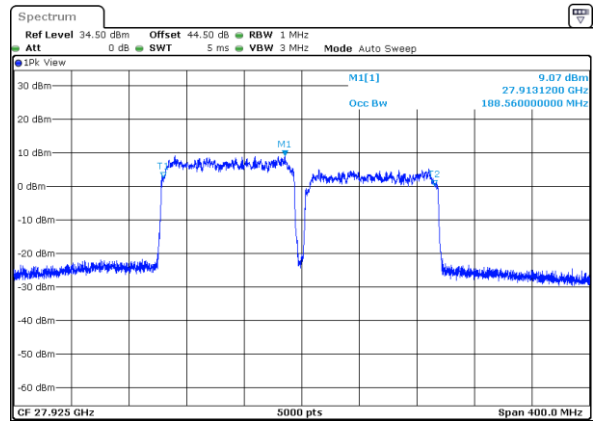
Date: 10_AUG.2020 19:08:48

Middle Channel / 200MHz / QPSK



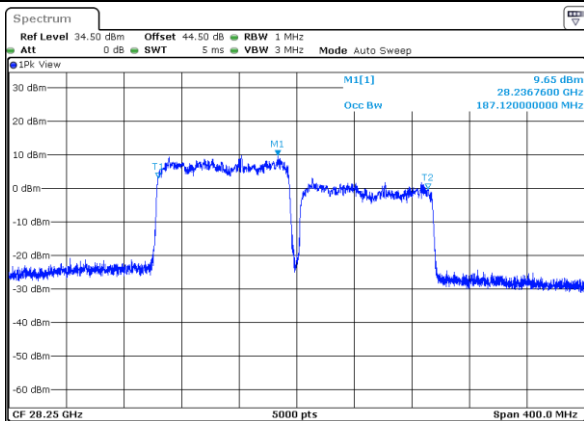
Date: 10_AUG.2020 19:49:37

Middle Channel / 200MHz / 16QAM



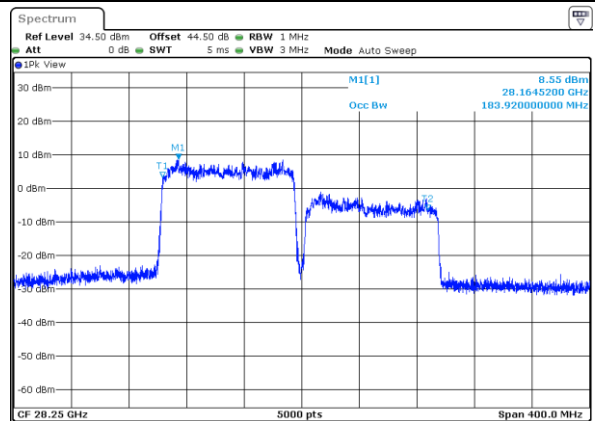
Date: 10_AUG.2020 19:50:33

Highest Channel / 200MHz / QPSK



Date: 10_AUG.2020 22:12:30

Highest Channel / 200MHz / 16QAM



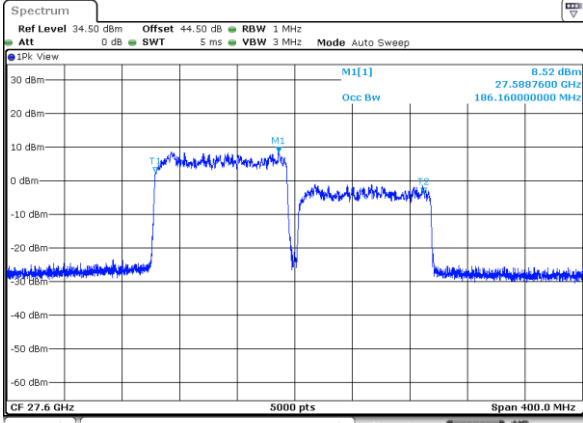
Date: 10_AUG.2020 22:13:51



DFT-s-OFDM Module 1

NR Band n261

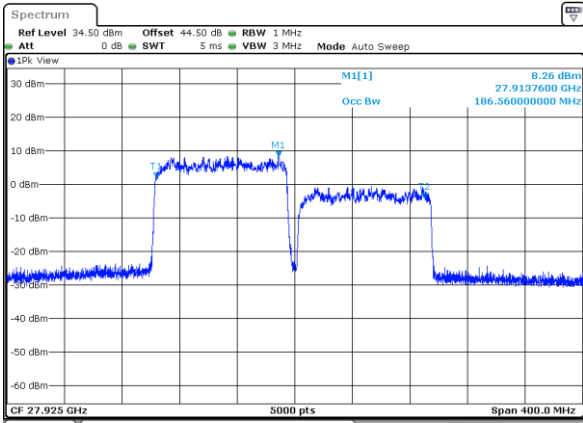
Lowest Channel / 200MHz / 64QAM



Date: 10_AUG.2020 19:10:18

intentionally blank

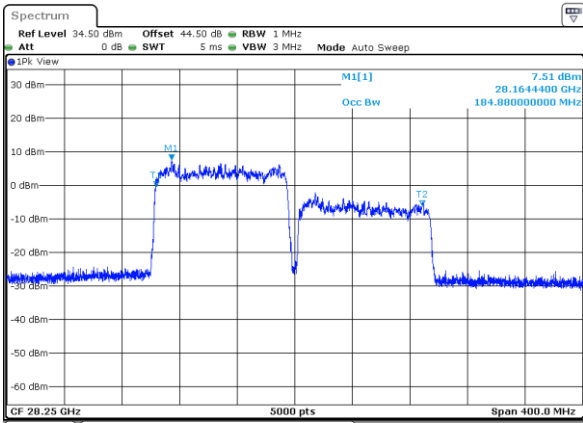
Middle Channel / 200MHz / 64QAM



Date: 10_AUG.2020 19:51:20

intentionally blank

Highest Channel / 200MHz / 64QAM



Date: 10_AUG.2020 22:15:10

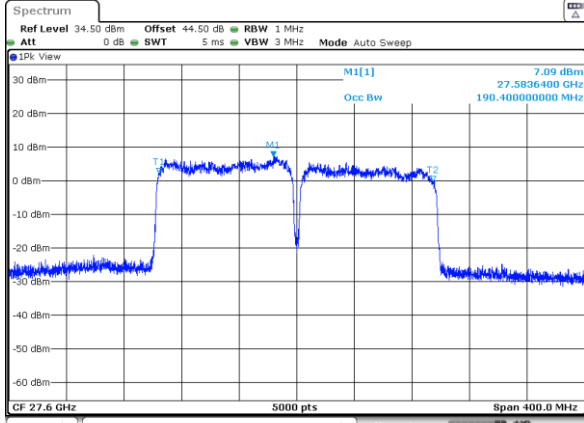
intentionally blank



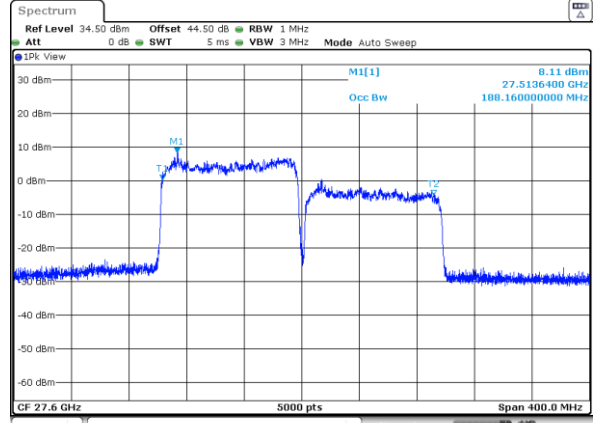
CP-OFDM Module 0

NR Band n261

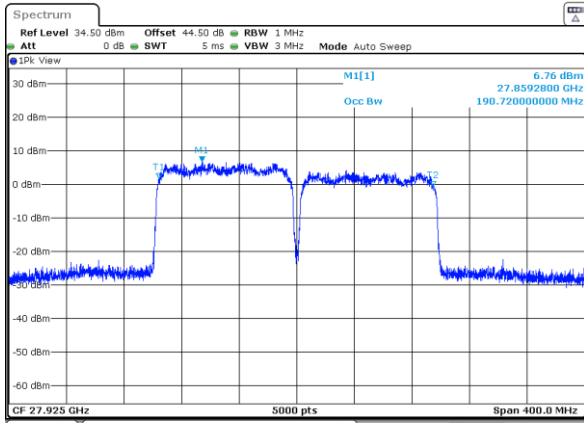
Lowest Channel / 200MHz / QPSK



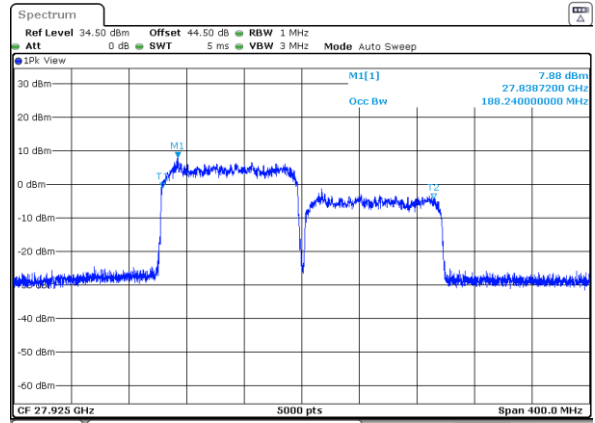
Lowest Channel / 200MHz / 16QAM



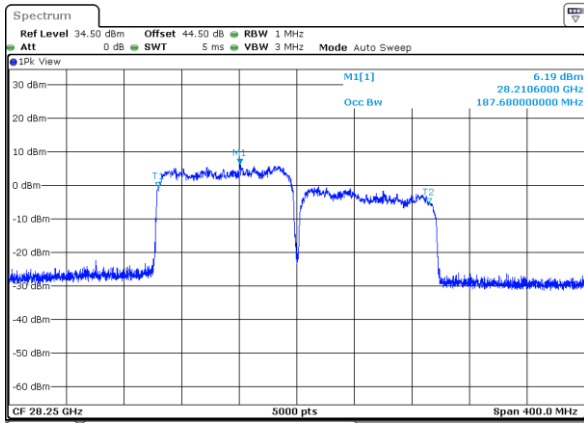
Middle Channel / 200MHz / QPSK



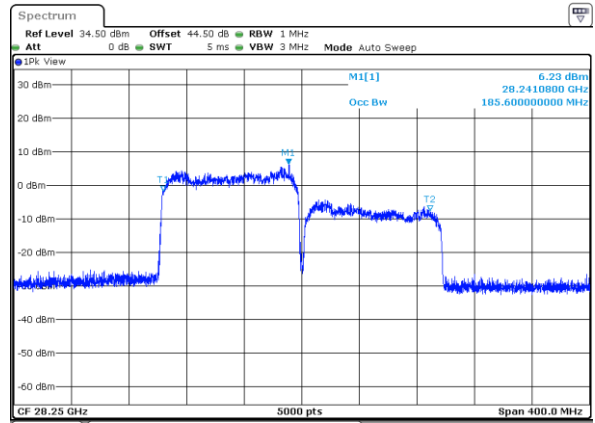
Middle Channel / 200MHz / 16QAM



Highest Channel / 200MHz / QPSK



Highest Channel / 200MHz / 16QAM

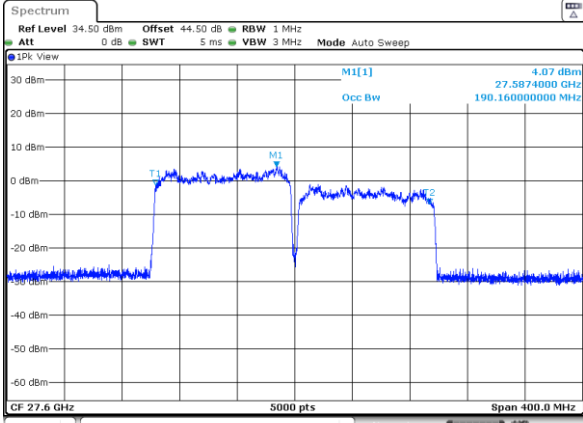




CP-OFDM Module 0

NR Band n261

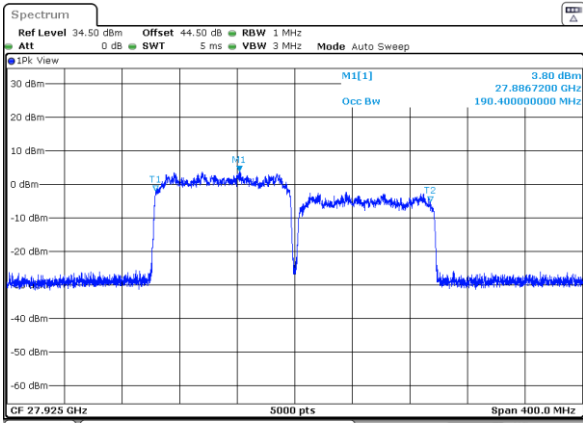
Lowest Channel / 200MHz / 64QAM



Date: 6.AUG.2020 22:58:07

intentionally blank

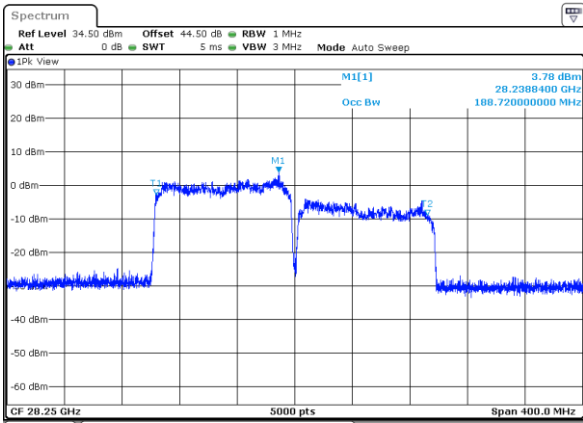
Middle Channel / 200MHz / 64QAM



Date: 6.AUG.2020 23:24:08

intentionally blank

Highest Channel / 200MHz / 64QAM



Date: 7.AUG.2020 17:52:24

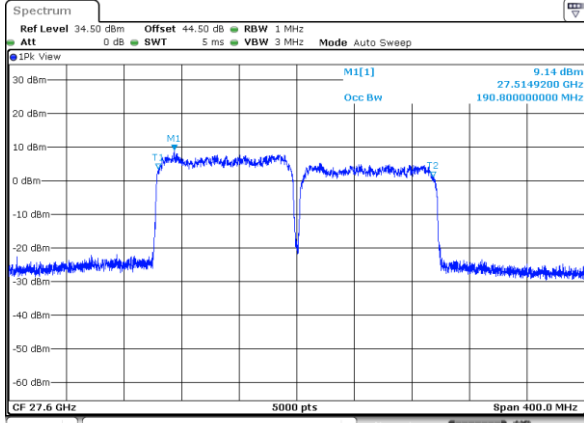
intentionally blank



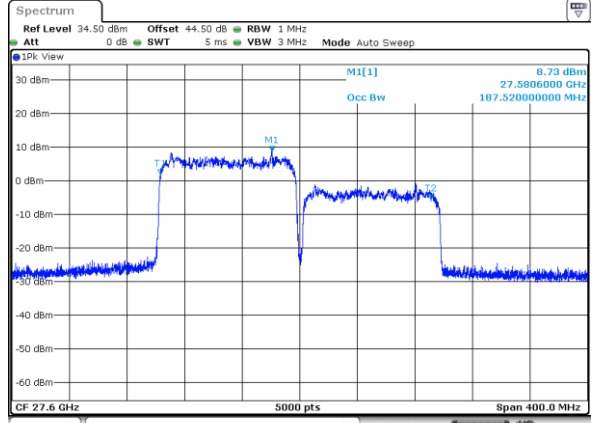
CP-OFDM Module 1

NR Band n261

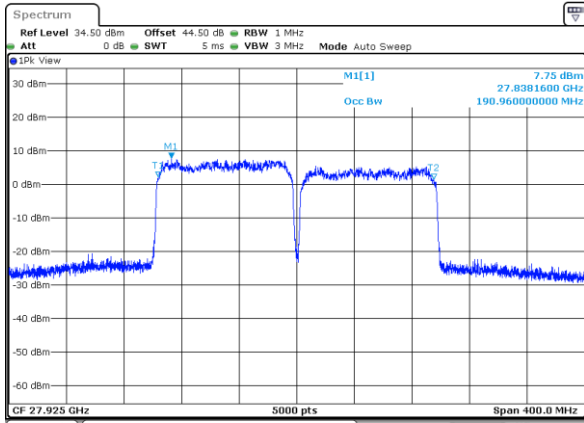
Lowest Channel / 200MHz / QPSK



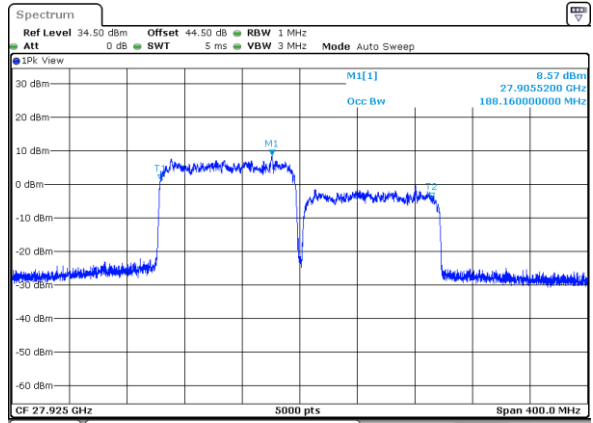
Lowest Channel / 200MHz / 16QAM



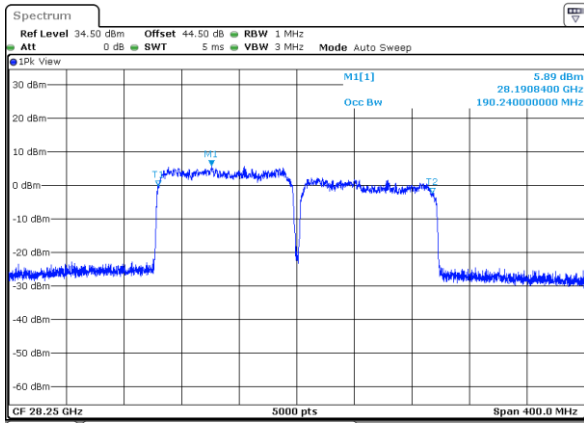
Middle Channel / 200MHz / QPSK



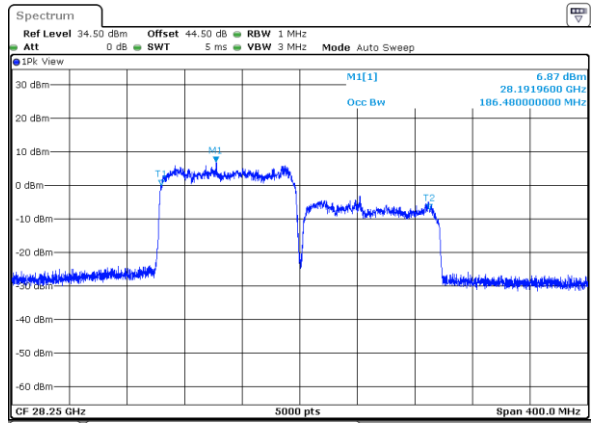
Middle Channel / 200MHz / 16QAM



Highest Channel / 200MHz / QPSK



Highest Channel / 200MHz / 16QAM





CP-OFDM Module 1

NR Band n261	
<p>Lowest Channel / 200MHz / 64QAM</p> <p>Ref Level 34.50 dBm Offset 44.50 dB RBW 1 MHz Att 0 dB SWT 5 ms VBW 3 MHz Mode Auto Sweep</p> <p>M1[1] 5.61 dBm 27.5271600 GHz Occ Bw 190.32000000 MHz</p> <p>CF 27.6 GHz 5000 pts Span 400.0 MHz</p> <p>Date: 10_AUG.2020 19:24:39</p>	<p>intentionally blank</p>
<p>Middle Channel / 200MHz / 64QAM</p> <p>Ref Level 34.50 dBm Offset 44.50 dB RBW 1 MHz Att 0 dB SWT 5 ms VBW 3 MHz Mode Auto Sweep</p> <p>M1[1] 4.73 dBm 27.8844000 GHz Occ Bw 190.72000000 MHz</p> <p>CF 27.925 GHz 5000 pts Span 400.0 MHz</p> <p>Date: 10_AUG.2020 20:12:39</p>	<p>intentionally blank</p>
<p>Highest Channel / 200MHz / 64QAM</p> <p>Ref Level 34.50 dBm Offset 44.50 dB RBW 1 MHz Att 0 dB SWT 5 ms VBW 3 MHz Mode Auto Sweep</p> <p>M1[1] 3.56 dBm 28.1876000 GHz Occ Bw 189.44000000 MHz</p> <p>CF 28.25 GHz 5000 pts Span 400.0 MHz</p> <p>Date: 10_AUG.2020 22:29:23</p>	<p>intentionally blank</p>

Radiated Out of Band Emissions

Mode			DFT-s-OFDM Module 0 NR Band n261 : BE (dBm) 1 RB					
BW			50MHz			100MHz		
Limit (dBm)			QPSK	16QAM	64QAM	QPSK	16QAM	64QAM
Low CH	0~10%OB	≤-5	-20.34	-20.72	-22.39	-15.67	-17.32	-18.78
	>10%OB	≤-13	-25.91	-27.49	-28.54	-26.29	-27.33	-28.48
High CH	0~10%OB	≤-5	-20.99	-22.87	-26.36	-16.68	-19.82	-20.08
	>10%OB	≤-13	-27.94	-29.92	-33.21	-28.37	-30.76	-30.35
Result			Compliance					

Mode			DFT-s-OFDM Module 1 NR Band n261 : BE (dBm) 1 RB					
BW			50MHz			100MHz		
Limit (dBm)			QPSK	16QAM	64QAM	QPSK	16QAM	64QAM
Low CH	0~10%OB	≤-5	-17.09	-19.92	-20.74	-13.63	-15.12	-18.09
	>10%OB	≤-13	-26.01	-27.75	-29.01	-26.14	-27.70	-29.25
HighCH	0~10%OB	≤-5	-20.11	-20.65	-23.53	-15.72	-17.50	-19.32
	>10%OB	≤-13	-29.76	-30.12	-32.27	-30.93	-31.82	-32.58
Result			Compliance					

Mode			CP-OFDM Module 0 NR Band n261 : BE (dBm) 1 RB					
BW			50MHz			100MHz		
Limit (dBm)			QPSK	16QAM	64QAM	QPSK	16QAM	64QAM
Low CH	0~10%OB	≤-5	-21.09	-22.52	-24.99	-17.49	-17.09	-21.26
	>10%OB	≤-13	-28.09	-28.44	-30.48	-28.25	-28.78	-30.19
High CH	0~10%OB	≤-5	-24.17	-25.79	-23.43	-19.96	-22.39	-23.25
	>10%OB	≤-13	-30.08	-31.41	-30.55	-31.29	-32.11	-33.30
Result			Compliance					

Mode			CP-OFDM Module 1 NR Band n261 : BE (dBm) 1 RB					
BW			50MHz			100MHz		
Limit (dBm)			QPSK	16QAM	64QAM	QPSK	16QAM	64QAM
Low CH	0~10%OB	≤-5	-20.23	-21.52	-23.81	-14.50	-17.21	-22.07
	>10%OB	≤-13	-28.09	-28.95	-30.64	-26.58	-28.85	-31.58
HighCH	0~10%OB	≤-5	-22.09	-23.23	-25.70	-18.48	-19.48	-21.77
	>10%OB	≤-13	-31.24	-31.09	-33.06	-32.43	-32.73	-33.31
Result			Compliance					



Mode			DFT-s-OFDM Module 0 NR Band n261 : BE (dBm) Full RB					
BW			50MHz			100MHz		
Limit (dBm)			QPSK	16QAM	64QAM	QPSK	16QAM	64QAM
Low CH	0~10%OB	≤-5	-27.03	-28.22	-30.13	-27.88	-29.62	-31.15
	>10%OB	≤-13	-27.60	-28.41	-30.68	-29.96	-30.74	-32.46
High CH	0~10%OB	≤-5	-25.31	-26.85	-28.91	-28.75	-30.75	-32.79
	>10%OB	≤-13	-27.54	-29.28	-31.04	-31.14	-32.55	-33.97
Result			Compliance					

Mode			DFT-s-OFDM Module 1 NR Band n261 : BE (dBm) Full RB					
BW			50MHz			100MHz		
Limit (dBm)			QPSK	16QAM	64QAM	QPSK	16QAM	64QAM
Low CH	0~10%OB	≤-5	-24.57	-26.85	-29.18	-28.02	-28.99	-31.56
	>10%OB	≤-13	-26.19	-27.22	-30.60	-30.19	-30.16	-32.62
HighCH	0~10%OB	≤-5	-24.90	-26.22	-28.81	-26.65	-27.32	-30.92
	>10%OB	≤-13	-27.14	-28.58	-30.73	-29.47	-29.59	-33.20
Result			Compliance					

Mode			CP-OFDM Module 0 NR Band n261 : BE (dBm) Full RB					
BW			50MHz			100MHz		
Limit (dBm)			QPSK	16QAM	64QAM	QPSK	16QAM	64QAM
Low CH	0~10%OB	≤-5	-26.67	-28.63	-31.44	-29.71	-30.00	-32.23
	>10%OB	≤-13	-27.77	-29.55	-32.38	-28.26	-31.09	-33.26
High CH	0~10%OB	≤-5	-25.21	-27.71	-27.95	-29.85	-31.06	-33.30
	>10%OB	≤-13	-28.56	-29.56	-29.72	-32.16	-32.59	-34.36
Result			Compliance					

Mode			CP-OFDM Module 1 NR Band n261 : BE (dBm) Full RB					
BW			50MHz			100MHz		
Limit (dBm)			QPSK	16QAM	64QAM	QPSK	16QAM	64QAM
Low CH	0~10%OB	≤-5	-24.94	-30.35	-30.62	-28.26	-29.87	-32.30
	>10%OB	≤-13	-26.00	-32.26	-32.01	-29.28	-31.19	-33.49
HighCH	0~10%OB	≤-5	-25.19	-27.15	-30.06	-25.98	-26.77	-31.78
	>10%OB	≤-13	-26.74	-29.12	-32.19	-27.89	-29.85	-33.60
Result			Compliance					

Mode			DFT-s-OFDM Module 0 NR Band n261 : BE (dBm) 1 RB		
BW			200MHz		
Limit (dBm)			QPSK	16QAM	64QAM
Low CH	0~10%OB	≤ -5	-19.70	-18.89	-17.89
	>10%OB	≤ -13	-25.66	-25.26	-24.74
HighCH	0~10%OB	≤ -5	-34.99	-34.50	-34.38
	>10%OB	≤ -13	-33.84	-34.21	-34.13
Result			Compliance		

Mode			DFT-s-OFDM Module 1 NR Band n261 : BE (dBm) 1 RB		
BW			200MHz		
Limit (dBm)			QPSK	16QAM	64QAM
Low CH	0~10%OB	≤ -5	-16.79	-17.30	-17.59
	>10%OB	≤ -13	-26.40	-25.13	-25.64
HighCH	0~10%OB	≤ -5	-32.34	-32.31	-32.71
	>10%OB	≤ -13	-32.37	-32.38	-32.31
Result			Compliance		

Mode			CP-OFDM Module 0 NR Band n261 : BE (dBm) 1 RB		
BW			200MHz		
Limit (dBm)			QPSK	16QAM	64QAM
Low CH	0~10%OB	≤ -5	-19.60	-18.89	-23.60
	>10%OB	≤ -13	-24.74	-25.15	-25.56
High CH	0~10%OB	≤ -5	-33.36	-32.95	-30.78
	>10%OB	≤ -13	-32.05	-32.08	-33.67
Result			Compliance		

Mode			CP-OFDM Module 1 NR Band n261 : BE (dBm) 1 RB		
BW			200MHz		
Limit (dBm)			QPSK	16QAM	64QAM
Low CH	0~10%OB	≤ -5	-18.49	-16.33	-22.36
	>10%OB	≤ -13	-26.27	-23.87	-25.88
High CH	0~10%OB	≤ -5	-32.39	-32.69	-30.46
	>10%OB	≤ -13	-32.32	-32.46	-32.28
Result			Compliance		



Mode			DFT-s-OFDM Module 0 NR Band n261 : BE (dBm) Full RB		
BW			200MHz		
Limit (dBm)			QPSK	16QAM	64QAM
Low CH	0~10%OB	≤-5	-29.92	-30.81	-32.41
	>10%OB	≤-13	-29.71	-31.80	-32.93
HighCH	0~10%OB	≤-5	-34.48	-35.02	-35.08
	>10%OB	≤-13	-34.53	-34.56	-34.44
Result			Compliance		

Mode			DFT-s-OFDM Module 1 NR Band n261 : BE (dBm) Full RB		
BW			200MHz		
Limit (dBm)			QPSK	16QAM	64QAM
Low CH	0~10%OB	≤-5	-28.76	-29.39	-31.56
	>10%OB	≤-13	-29.78	-31.57	-32.96
HighCH	0~10%OB	≤-5	-32.86	-33.64	-34.01
	>10%OB	≤-13	-32.17	-32.23	-32.40
Result			Compliance		

Mode			CP-OFDM Module 0 NR Band n261 : BE (dBm) Full RB		
BW			200MHz		
Limit (dBm)			QPSK	16QAM	64QAM
Low CH	0~10%OB	≤-5	-31.18	-31.87	-33.46
	>10%OB	≤-13	-31.57	-32.80	-33.85
High CH	0~10%OB	≤-5	-34.48	-35.02	-35.08
	>10%OB	≤-13	-34.53	-34.56	-34.44
Result			Compliance		

Mode			CP-OFDM Module 1 NR Band n261 : BE (dBm) Full RB		
BW			200MHz		
Limit (dBm)			QPSK	16QAM	64QAM
Low CH	0~10%OB	≤-5	-30.54	-31.14	-32.67
	>10%OB	≤-13	-31.45	-32.34	-33.49
High CH	0~10%OB	≤-5	-32.79	-33.90	-34.08
	>10%OB	≤-13	-32.42	-32.39	-32.45
Result			Compliance		

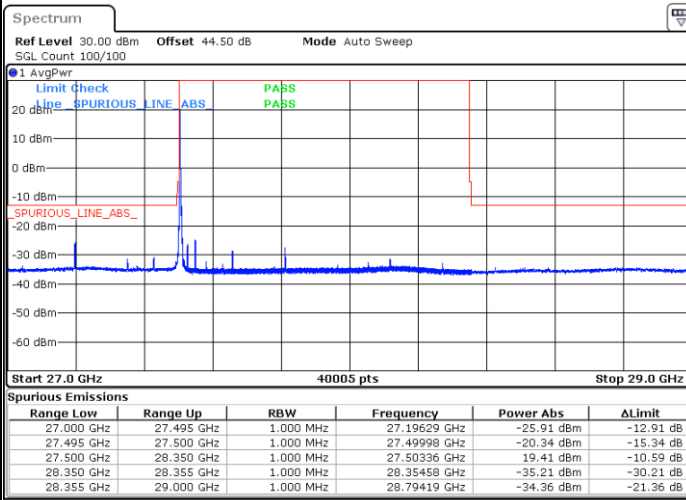


DFT-s-OFDM Module 0

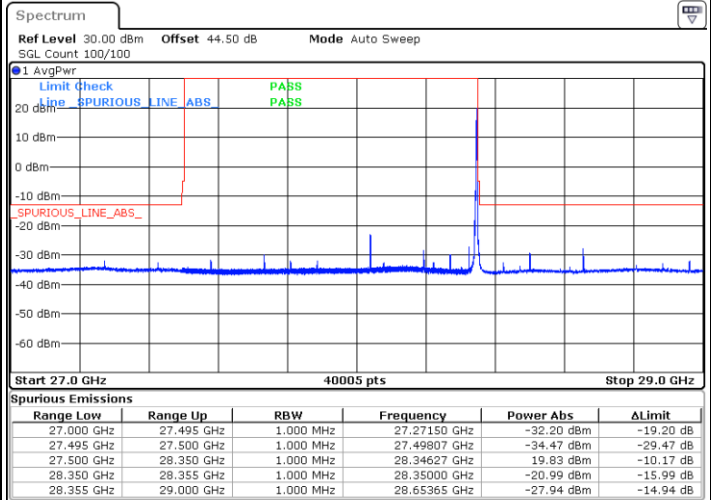
NR Band n261 / 50MHz / QPSK

Lowest Band Edge / 1 RB

Highest Band Edge / 1 RB



Date: 29 JUN 2020 21:46:31

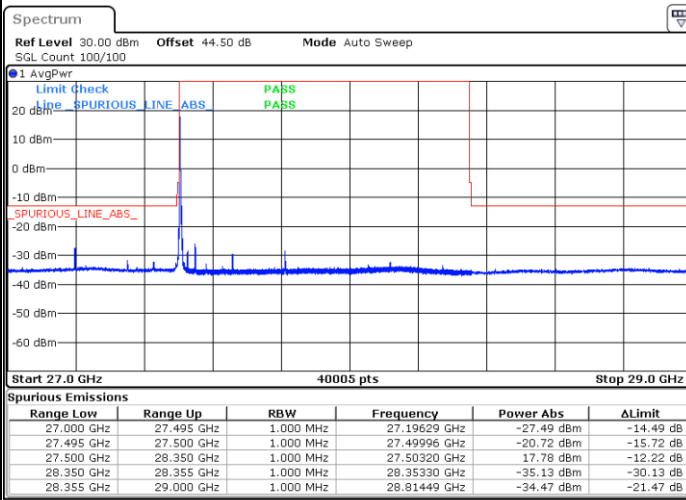


Date: 30 JUN 2020 10:40:21

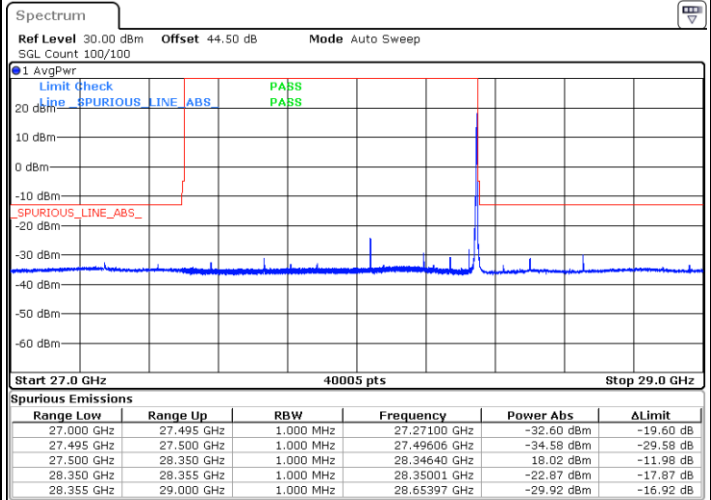
NR Band n261 / 50MHz / 16QAM

Lowest Band Edge / 1 RB

Highest Band Edge / 1 RB



Date: 29 JUN 2020 21:49:05



Date: 30 JUN 2020 10:41:04

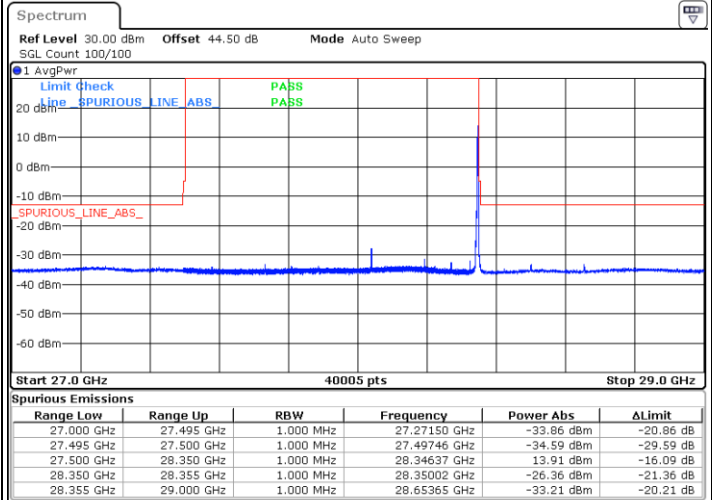
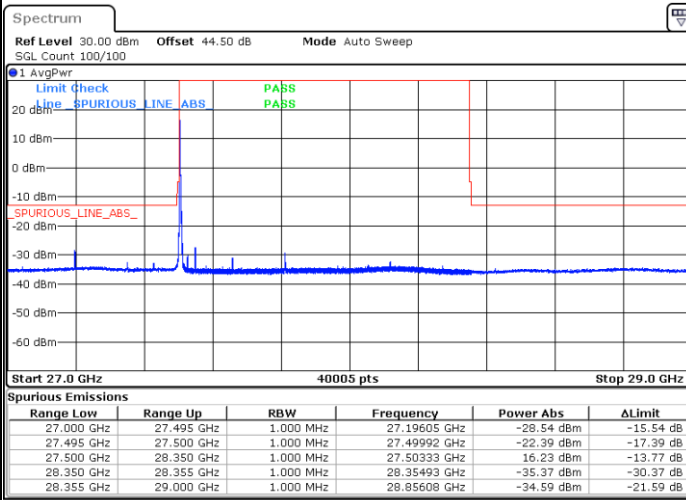


DFT-s-OFDM Module 0

NR Band n261 / 50MHz / 64QAM

Lowest Band Edge / 1 RB

Highest Band Edge / 1 RB



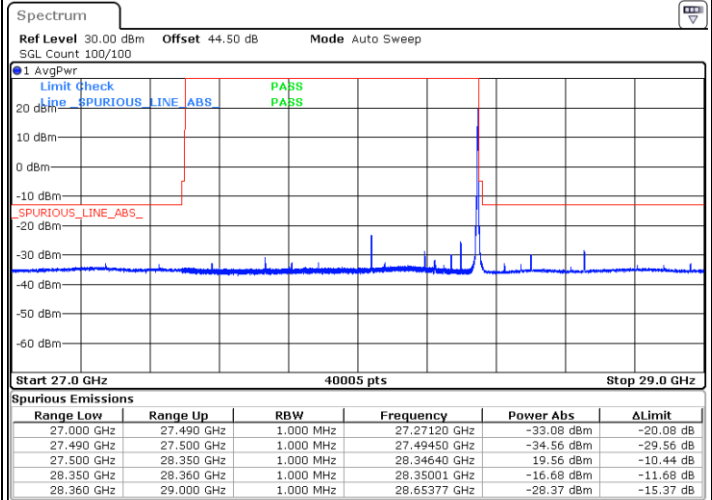
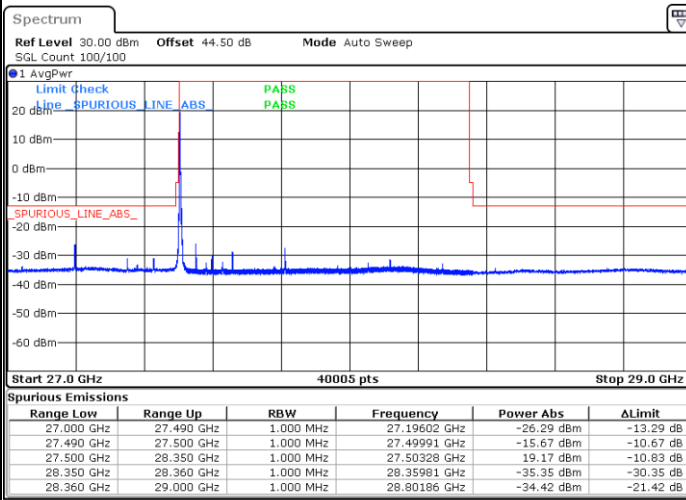
Date: 29 JUN 2020 21:52:25

Date: 30 JUN 2020 10:42:55

NR Band n261 / 100MHz / QPSK

Lowest Band Edge / 1 RB

Highest Band Edge / 1 RB



Date: 29 JUN 2020 22:23:12

Date: 30 JUN 2020 15:57:48