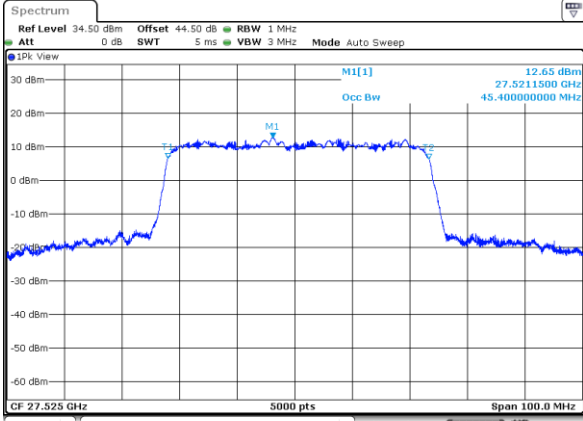




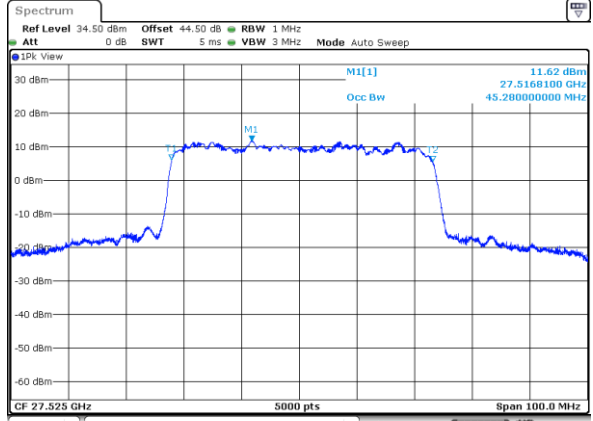
CP-OFDM Module 0

NR Band n2610

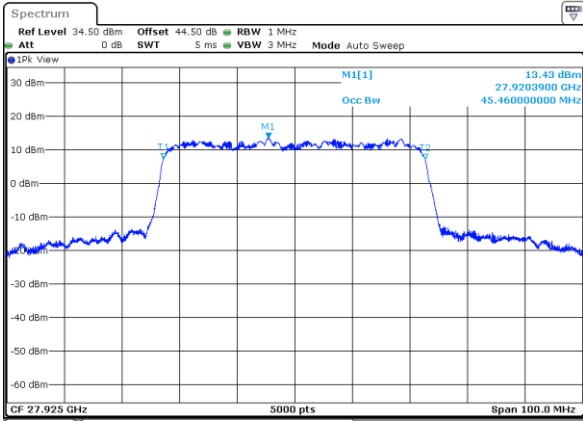
Lowest Channel / 50MHz / QPSK



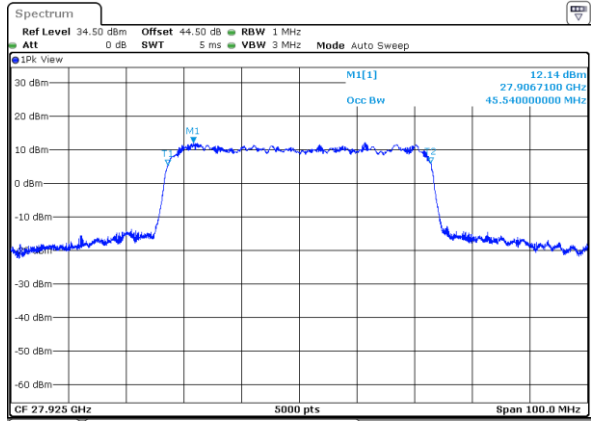
Lowest Channel / 50MHz / 16QAM



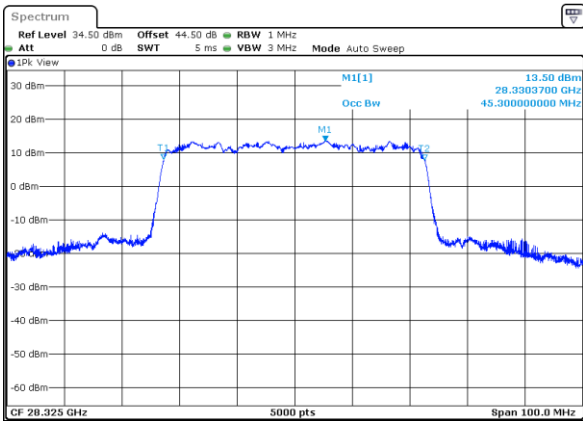
Middle Channel / 50MHz / QPSK



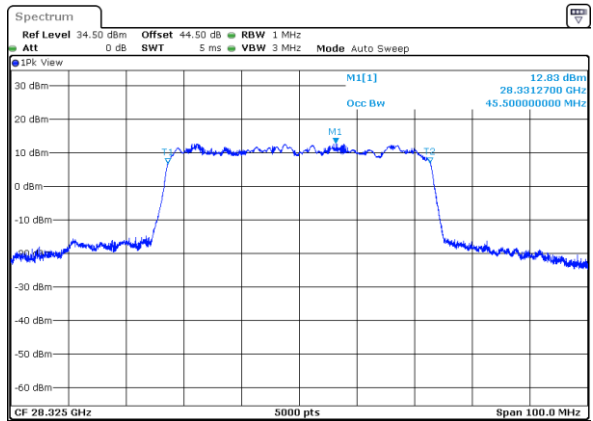
Middle Channel / 50MHz / 16QAM



Highest Channel / 50MHz / QPSK



Highest Channel / 50MHz / 16QAM

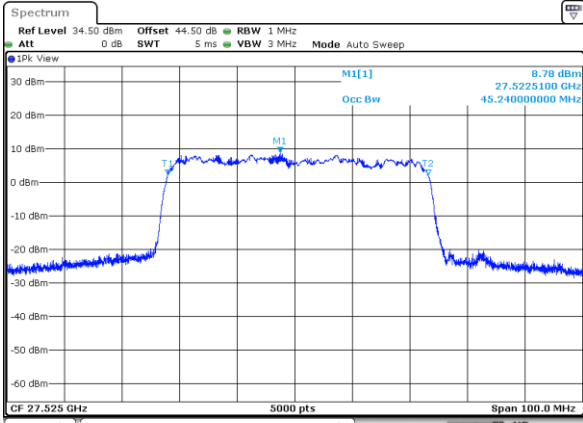




CP-OFDM Module 0

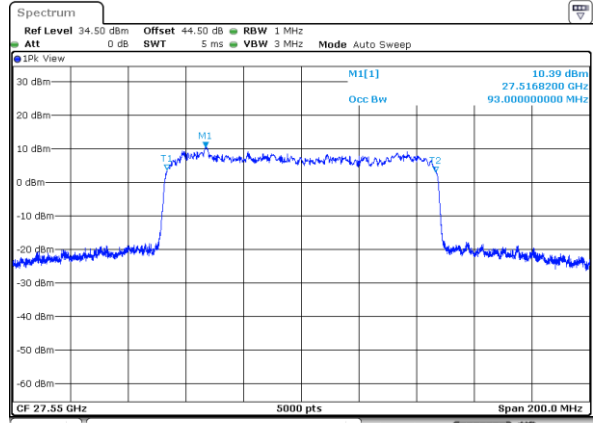
NR Band n261

Lowest Channel / 50MHz / 64QAM



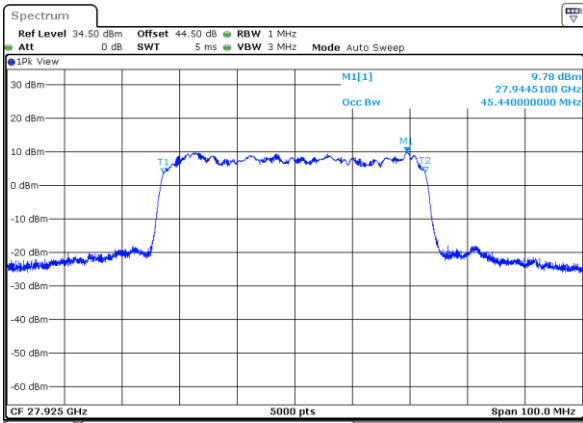
Date: 20 JUN 2020 14:37:02

Lowest Channel / 100MHz / QPSK



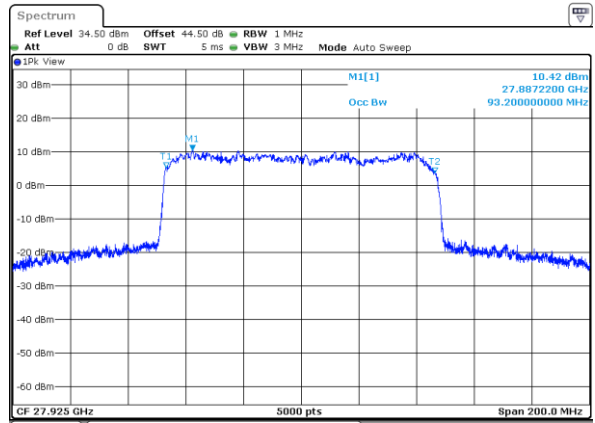
Date: 20 JUN 2020 16:24:32

Middle Channel / 50MHz / 64QAM



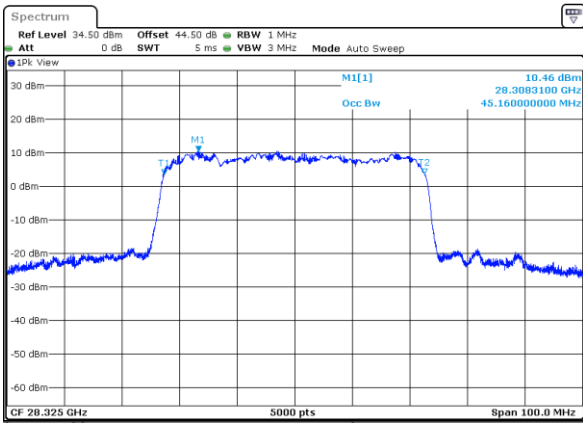
Date: 20 JUN 2020 17:47:28

Middle Channel / 100MHz / QPSK



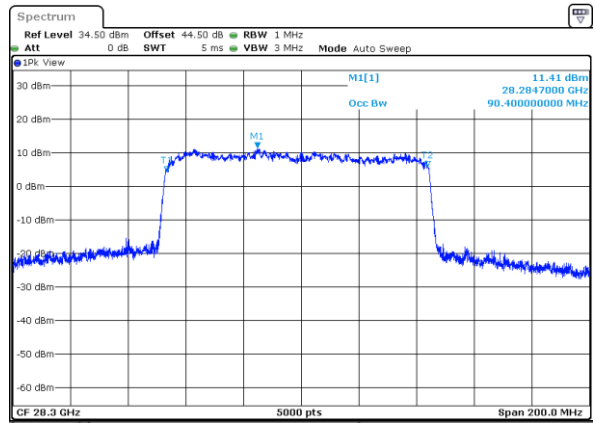
Date: 20 JUN 2020 18:42:39

Highest Channel / 50MHz / 64QAM



Date: 22 JUN 2020 10:15:43

Highest Channel / 100MHz / QPSK



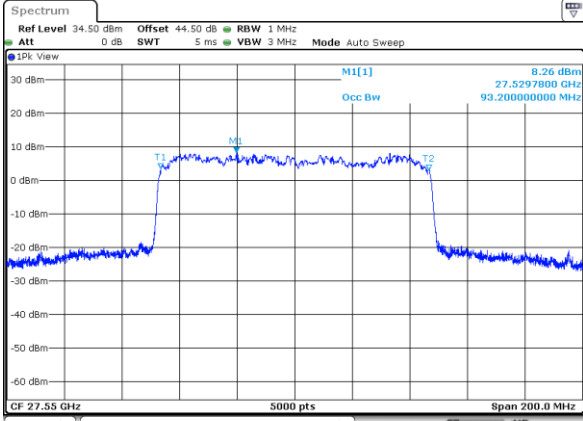
Date: 22 JUN 2020 16:09:51



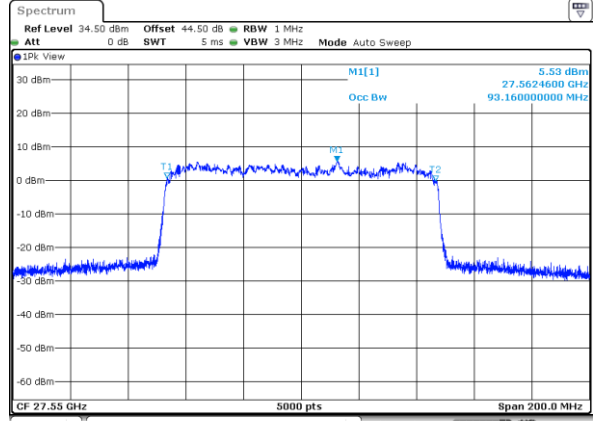
CP-OFDM Module 0

NR Band n261

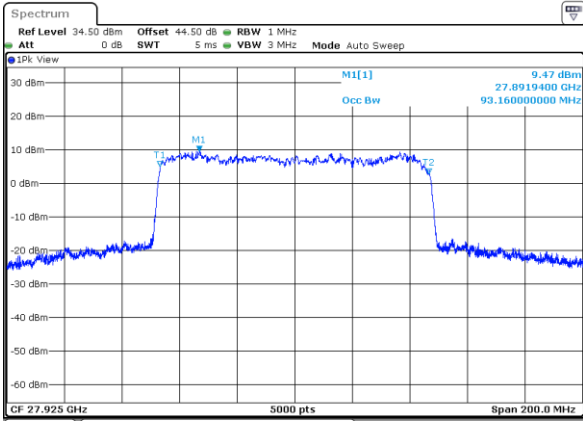
Lowest Channel / 100MHz / 16QAM



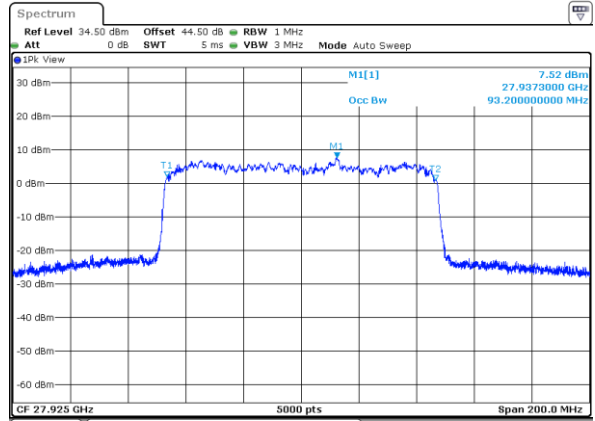
Lowest Channel / 100MHz / 64QAM



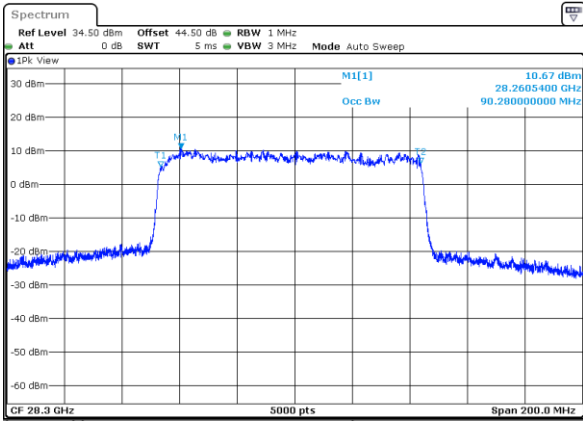
Middle Channel / 100MHz / 16QAM



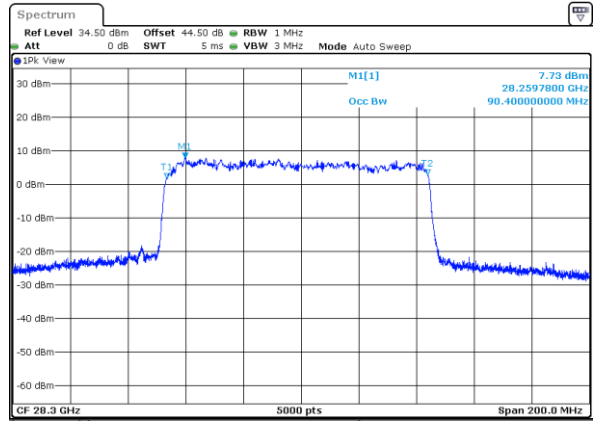
Middle Channel / 100MHz / 64QAM



Highest Channel / 100MHz / 16QAM



Highest Channel / 100MHz / 64QAM

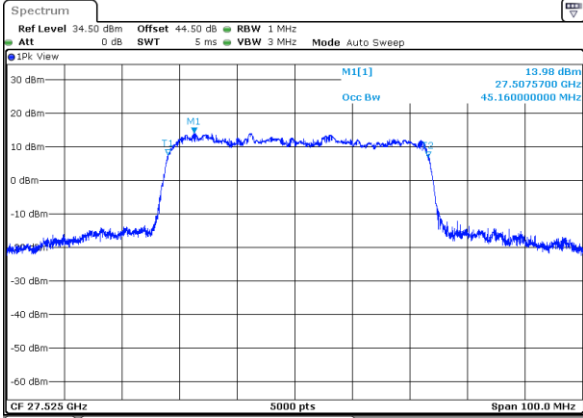




CP-OFDM Module 1

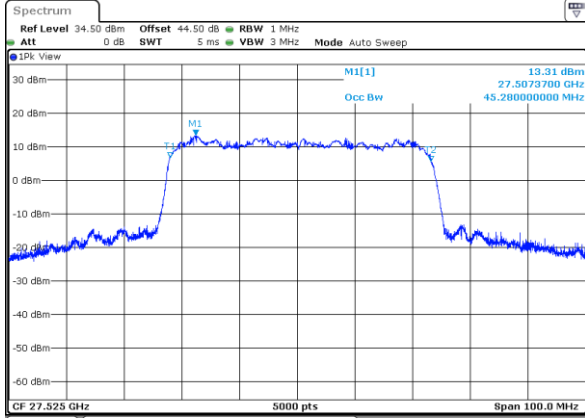
NR Band n261

Lowest Channel / 50MHz / QPSK



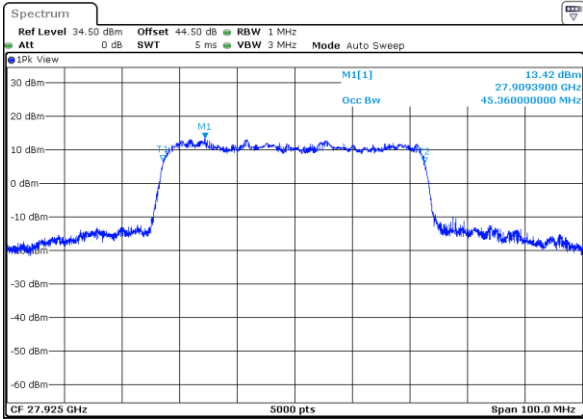
Date: 27\_JUN\_2020 10:38:50

Lowest Channel / 50MHz / 16QAM



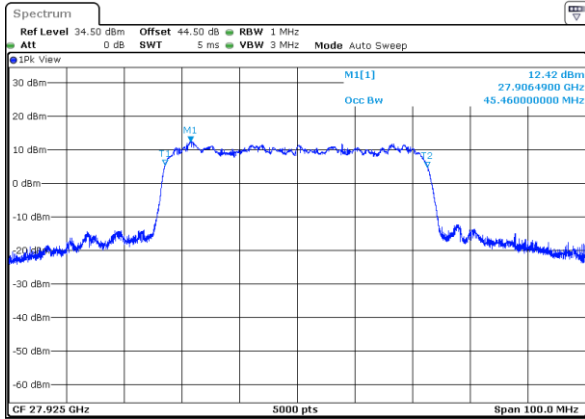
Date: 27\_JUN\_2020 10:37:09

Middle Channel / 50MHz / QPSK



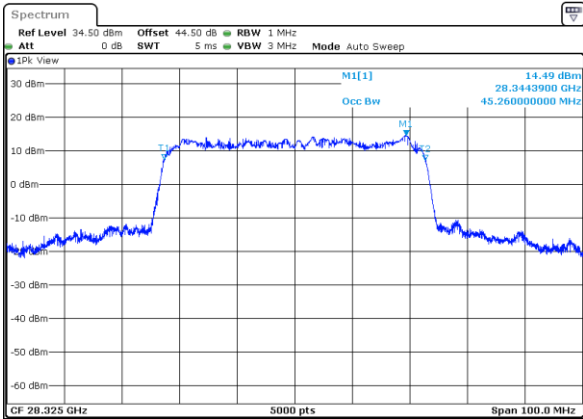
Date: 27\_JUN\_2020 15:18:27

Middle Channel / 50MHz / 16QAM



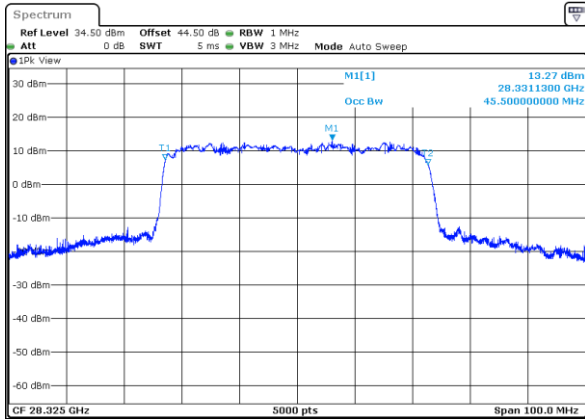
Date: 27\_JUN\_2020 15:17:52

Highest Channel / 50MHz / QPSK



Date: 27\_JUN\_2020 17:14:27

Highest Channel / 50MHz / 16QAM



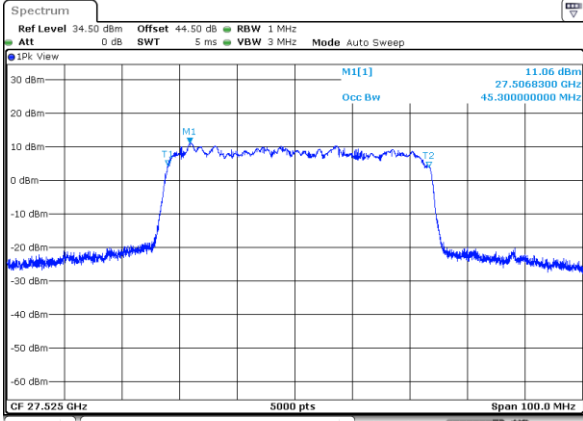
Date: 27\_JUN\_2020 17:11:40



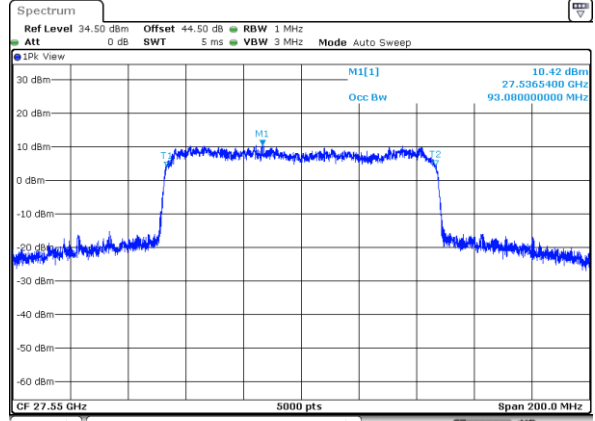
CP-OFDM Module 1

NR Band n261

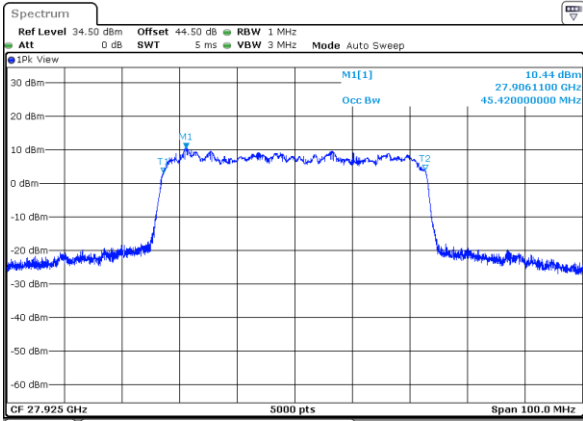
Lowest Channel / 50MHz / 64QAM



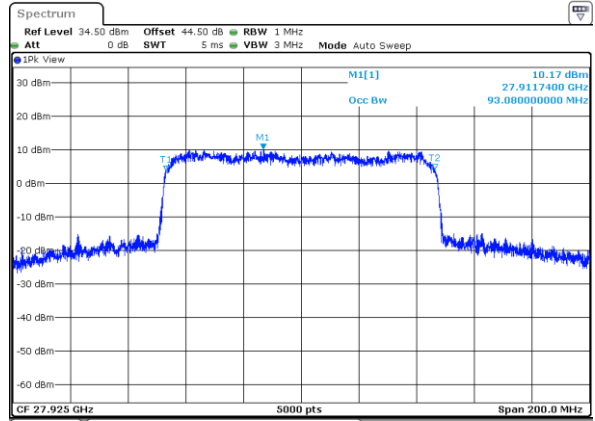
Lowest Channel / 100MHz / QPSK



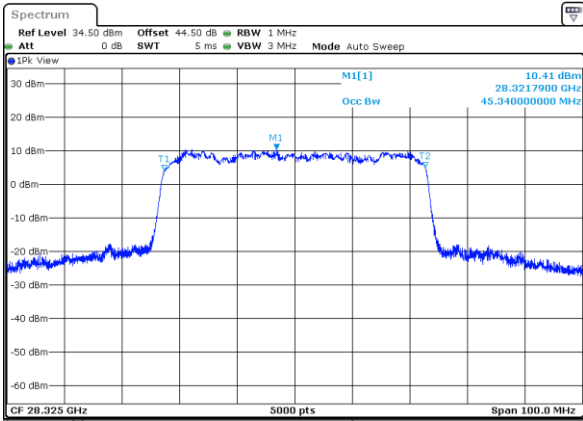
Middle Channel / 50MHz / 64QAM



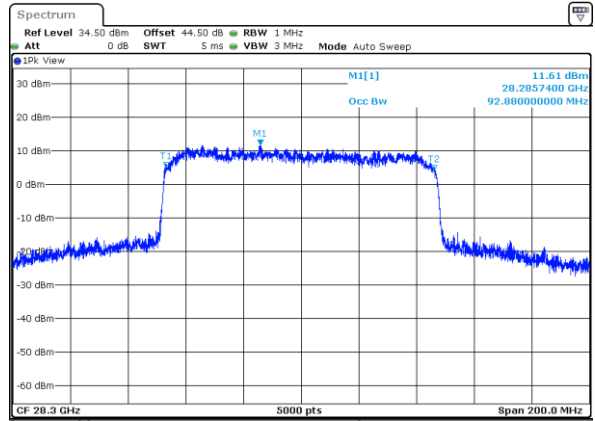
Middle Channel / 100MHz / QPSK



Highest Channel / 50MHz / 64QAM



Highest Channel / 100MHz / QPSK

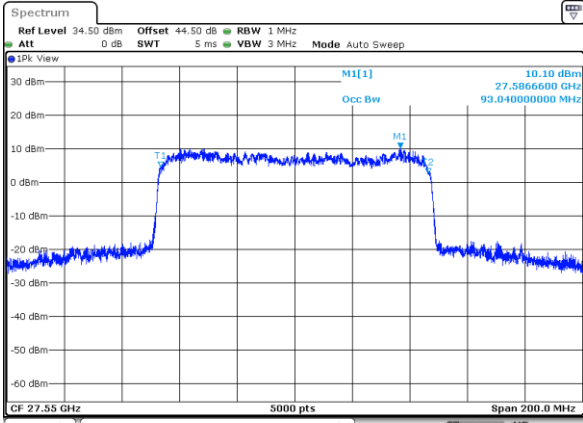




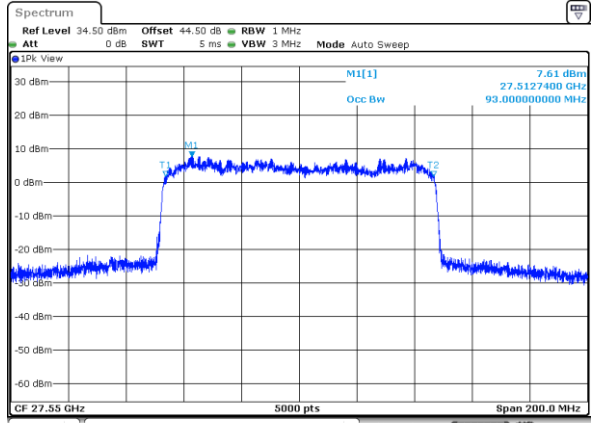
CP-OFDM Module 1

NR Band n261

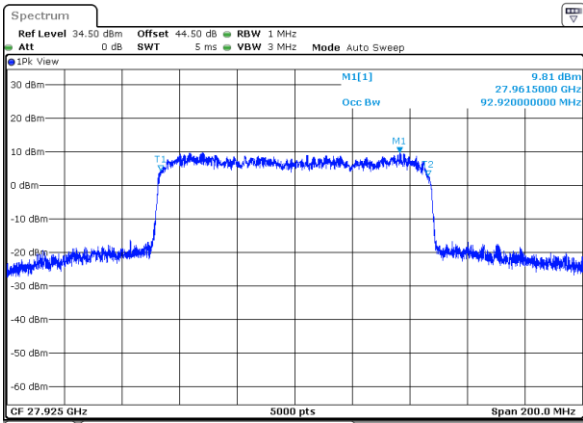
Lowest Channel / 100MHz / 16QAM



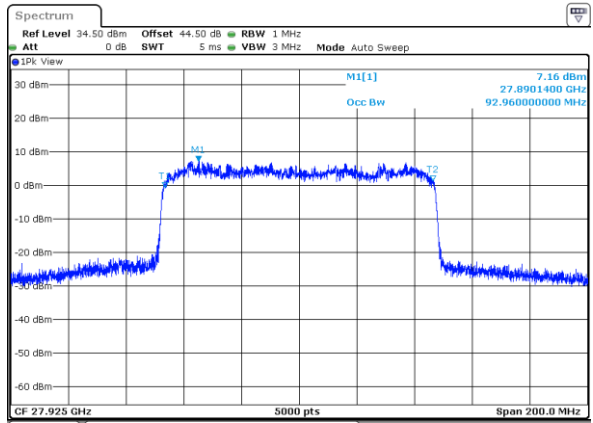
Lowest Channel / 100MHz / 64QAM



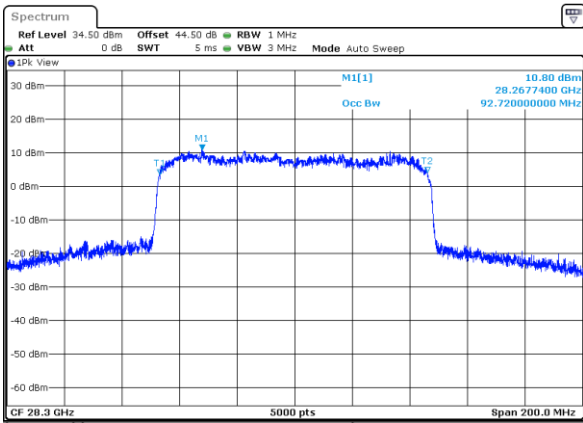
Middle Channel / 100MHz / 16QAM



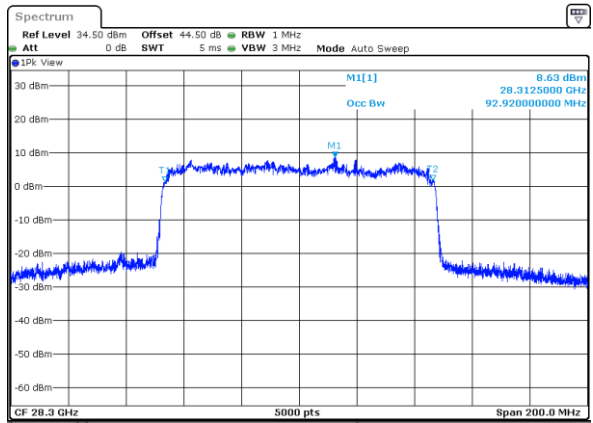
Middle Channel / 100MHz / 64QAM



Highest Channel / 100MHz / 16QAM



Highest Channel / 100MHz / 64QAM

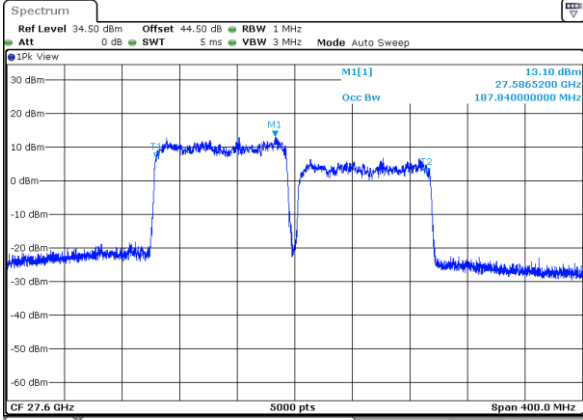




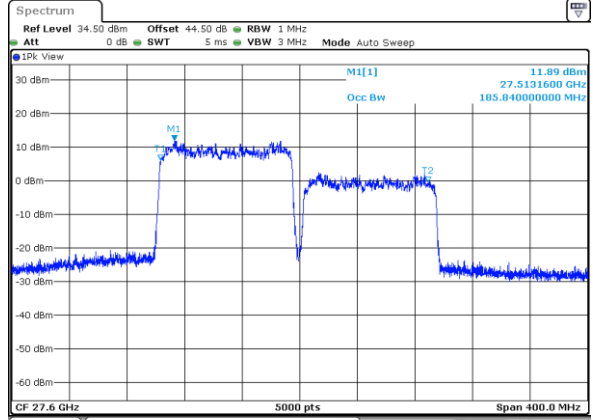
DFT-s-OFDM Module 0

NR Band n261

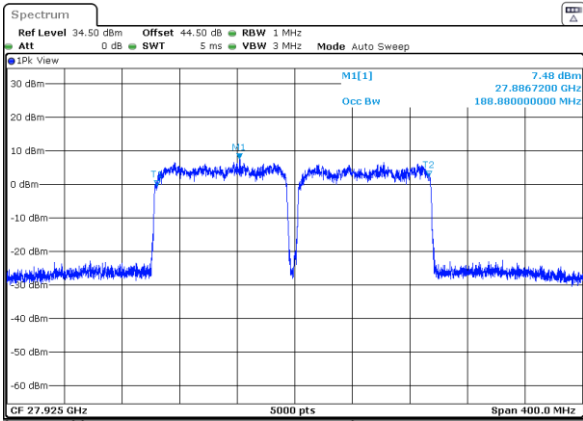
Lowest Channel / 200MHz / QPSK



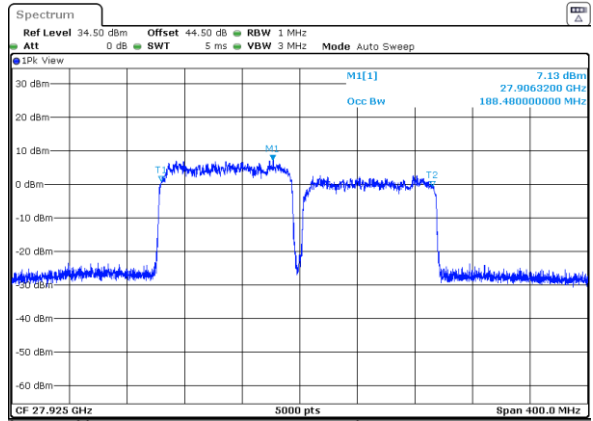
Lowest Channel / 200MHz / 16QAM



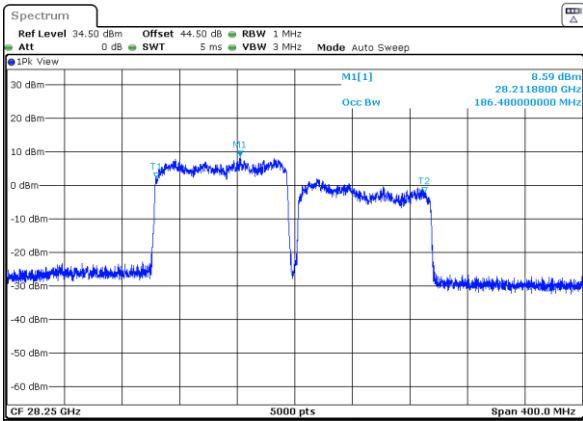
Middle Channel / 200MHz / QPSK



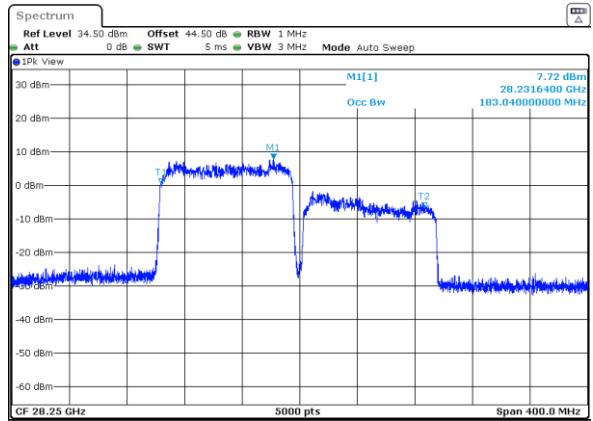
Middle Channel / 200MHz / 16QAM



Highest Channel / 200MHz / QPSK



Highest Channel / 200MHz / 16QAM





DFT-s-OFDM Module 0

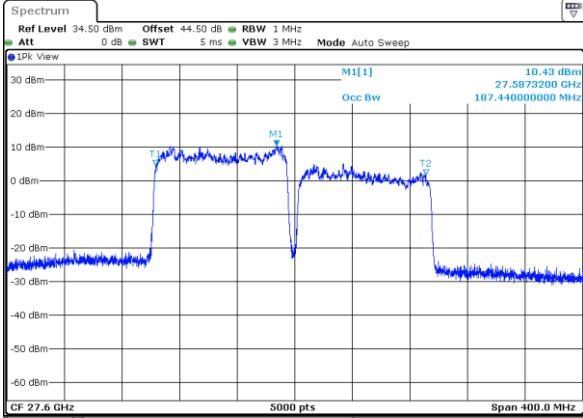
NR Band n261	
<p><b>Lowest Channel / 200MHz / 64QAM</b></p> <p>intentionally blank</p>	
<p><b>Middle Channel / 200MHz / 64QAM</b></p> <p>intentionally blank</p>	
<p><b>Highest Channel / 200MHz / 64QAM</b></p> <p>intentionally blank</p>	



DFT-s-OFDM Module 1

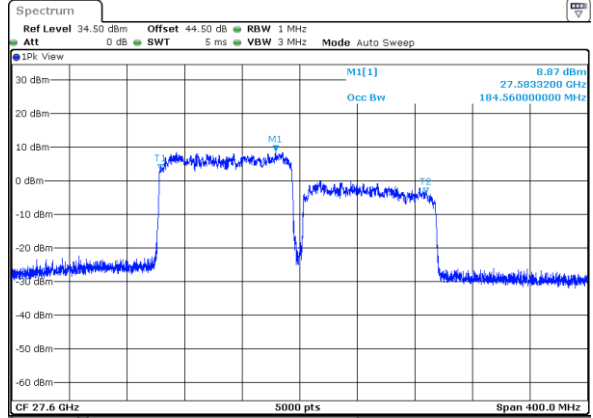
NR Band n261

Lowest Channel / 200MHz / QPSK



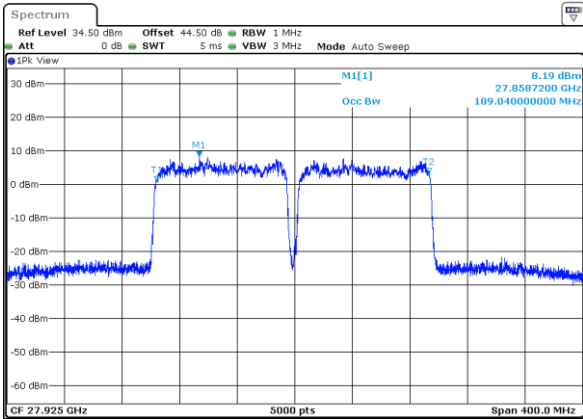
Date: 7.AUG.2020 19:47:56

Lowest Channel / 200MHz / 16QAM



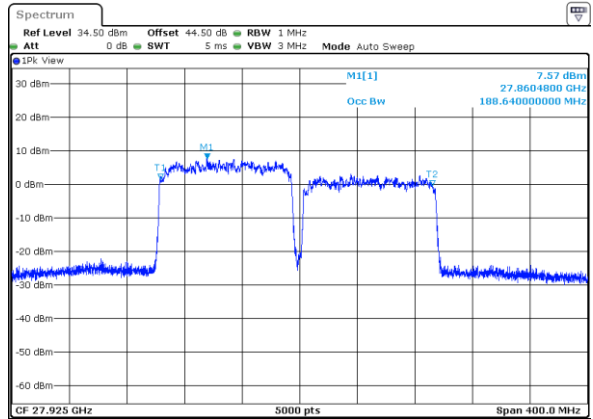
Date: 7.AUG.2020 19:49:59

Middle Channel / 200MHz / QPSK



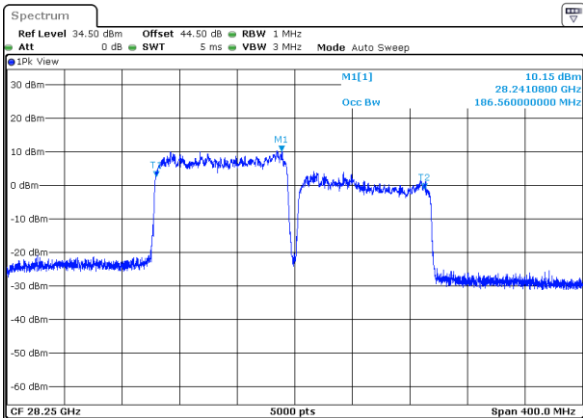
Date: 7.AUG.2020 21:51:39

Middle Channel / 200MHz / 16QAM



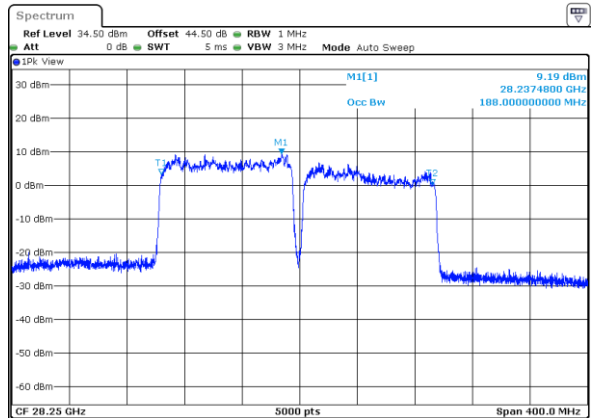
Date: 7.AUG.2020 21:53:01

Highest Channel / 200MHz / QPSK



Date: 7.AUG.2020 23:59:47

Highest Channel / 200MHz / 16QAM



Date: 8.AUG.2020 00:02:48

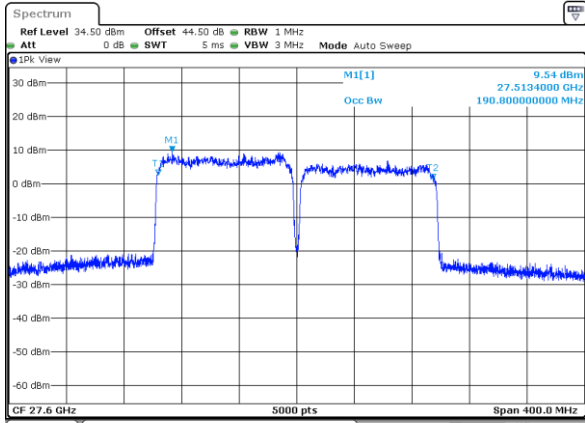




CP-OFDM Module 0

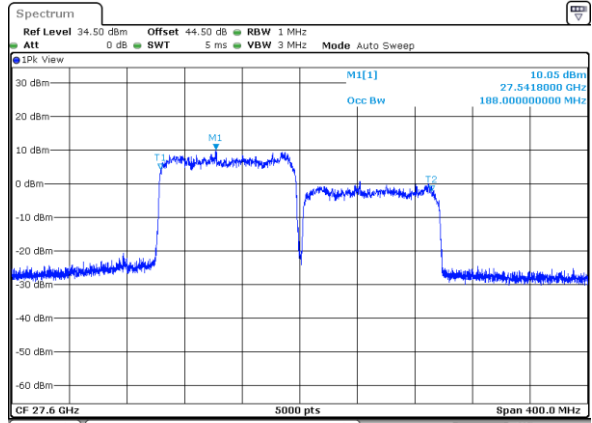
NR Band n261

Lowest Channel / 200MHz / QPSK



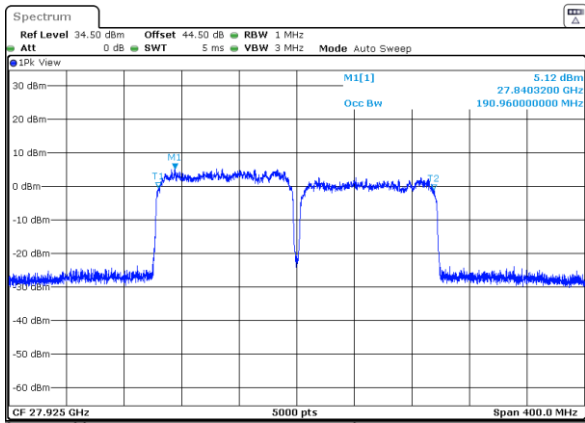
Date: 10.AUG.2020 21:34:17

Lowest Channel / 200MHz / 16QAM



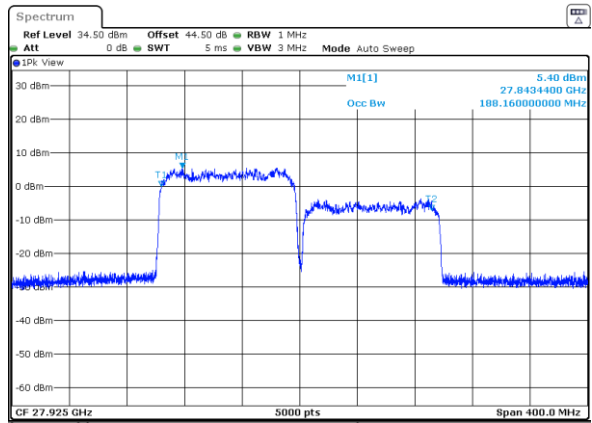
Date: 10.AUG.2020 21:33:07

Middle Channel / 200MHz / QPSK



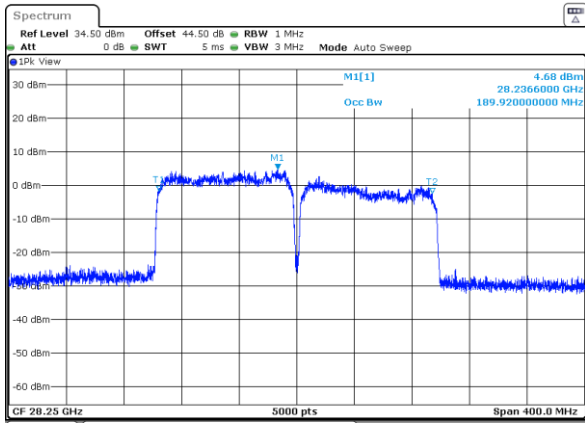
Date: 6.AUG.2020 21:41:26

Middle Channel / 200MHz / 16QAM



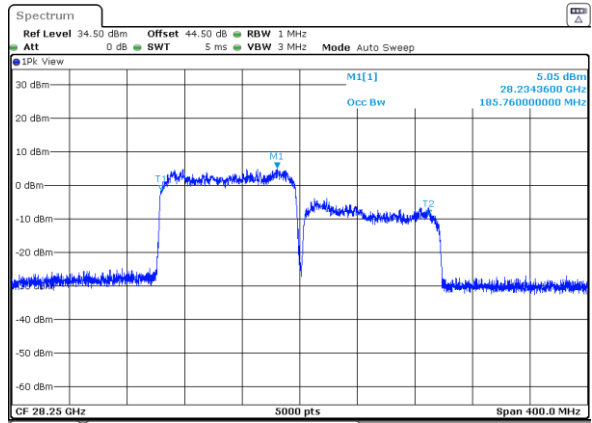
Date: 6.AUG.2020 21:40:42

Highest Channel / 200MHz / QPSK



Date: 6.AUG.2020 22:11:37

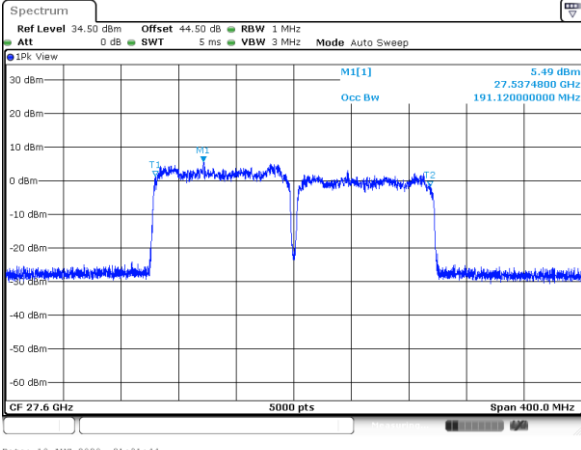
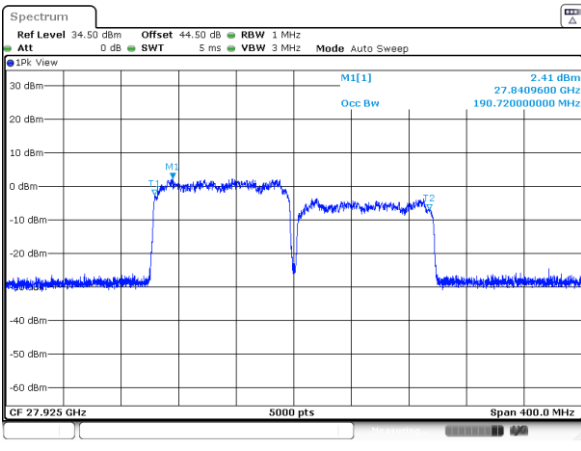
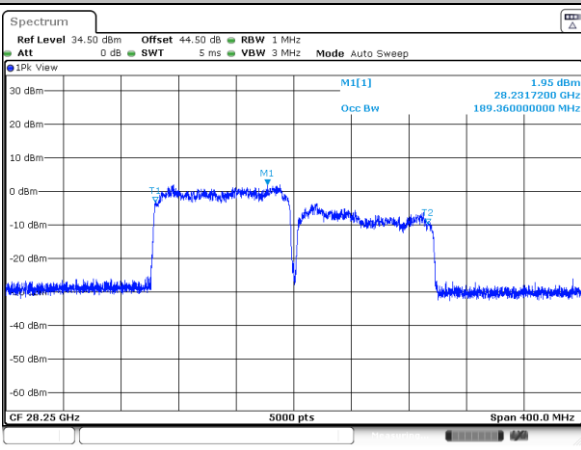
Highest Channel / 200MHz / 16QAM



Date: 6.AUG.2020 22:10:06



CP-OFDM Module 0

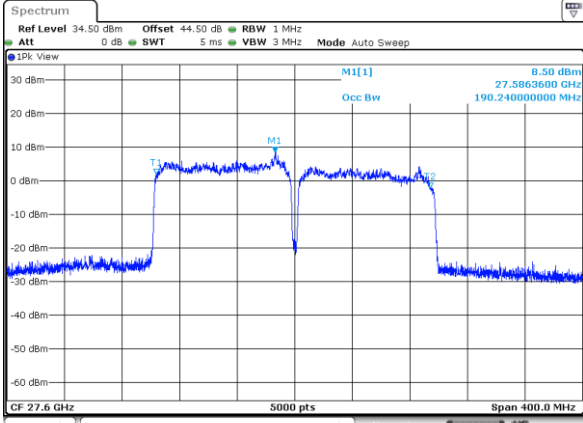
NR Band n261	
<p><b>Lowest Channel / 200MHz / 64QAM</b></p>  <p>intentionally blank</p>	
<p><b>Middle Channel / 200MHz / 64QAM</b></p>  <p>intentionally blank</p>	
<p><b>Highest Channel / 200MHz / 64QAM</b></p>  <p>intentionally blank</p>	



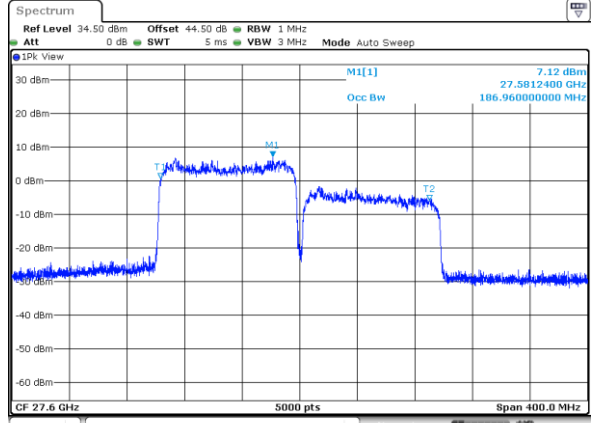
CP-OFDM Module 1

NR Band n261

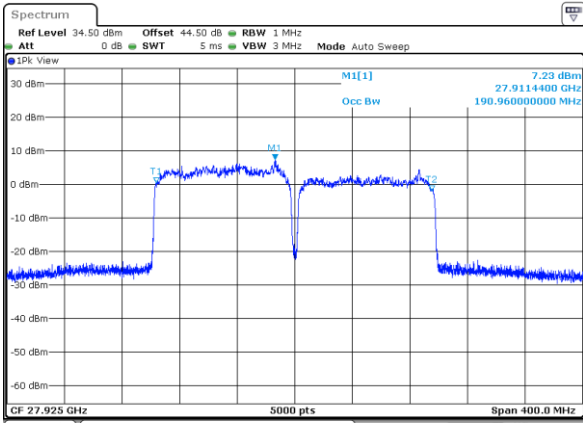
Lowest Channel / 200MHz / QPSK



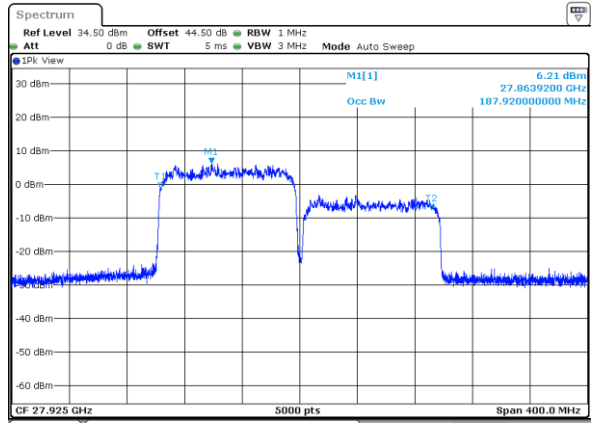
Lowest Channel / 200MHz / 16QAM



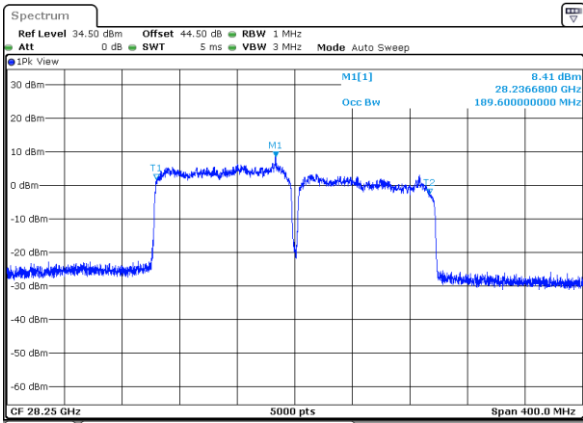
Middle Channel / 200MHz / QPSK



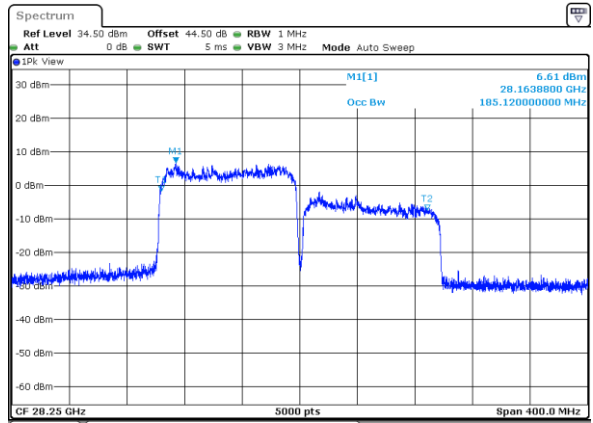
Middle Channel / 200MHz / 16QAM



Highest Channel / 200MHz / QPSK



Highest Channel / 200MHz / 16QAM

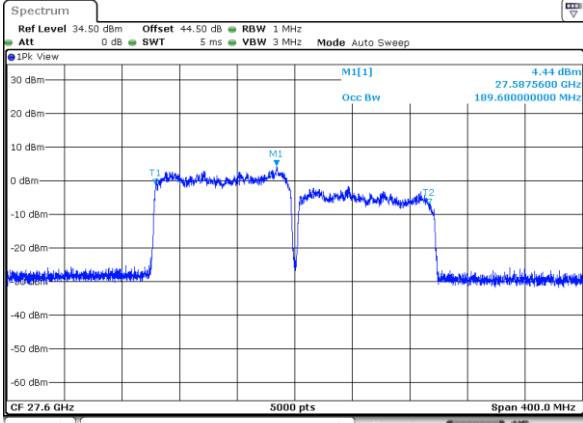




CP-OFDM Module 1

NR Band n261

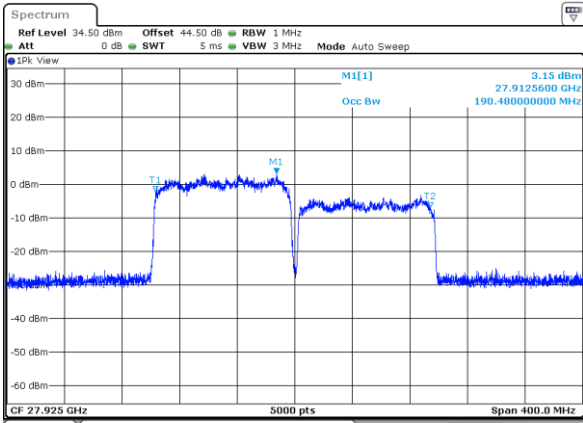
Lowest Channel / 200MHz / 64QAM



Date: 7.AUG.2020 20:06:35

intentionally blank

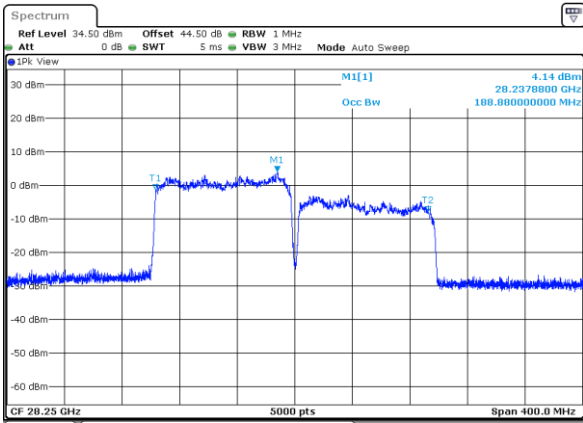
Middle Channel / 200MHz / 64QAM



Date: 7.AUG.2020 22:41:51

intentionally blank

Highest Channel / 200MHz / 64QAM



Date: 8.AUG.2020 00:39:54

intentionally blank

## Radiated Out of Band Emissions

Mode			DFT-s-OFDM Module 0 NR Band n261 : BE (dBm) 1 RB					
BW			50MHz			100MHz		
Limit (dBm)			QPSK	16QAM	64QAM	QPSK	16QAM	64QAM
Low CH	0~10%OB	≤ -5	-18.96	-19.70	-21.48	-15.58	-17.88	-20.09
	>10%OB	≤ -13	-31.67	-32.03	-33.20	-31.39	-31.94	-32.91
High CH	0~10%OB	≤ -5	-12.98	-15.67	-17.64	-16.20	-18.91	-19.42
	>10%OB	≤ -13	-32.07	-33.04	-33.14	-32.05	-32.56	-33.30
Result			<b>Compliance</b>					

Mode			DFT-s-OFDM Module 1 NR Band n261 : BE (dBm) 1 RB					
BW			50MHz			100MHz		
Limit (dBm)			QPSK	16QAM	64QAM	QPSK	16QAM	64QAM
Low CH	0~10%OB	≤ -5	-16.66	-17.66	-19.67	-13.05	-16.73	-16.14
	>10%OB	≤ -13	-27.83	-29.11	-30.71	-30.55	-30.79	-32.41
HighCH	0~10%OB	≤ -5	-13.16	-14.38	-15.94	-13.31	-15.66	-18.21
	>10%OB	≤ -13	-28.42	-29.81	-30.89	-30.60	-31.32	-32.42
Result			<b>Compliance</b>					

Mode			CP-OFDM Module 0 NR Band n261 : BE (dBm) 1 RB					
BW			50MHz			100MHz		
Limit (dBm)			QPSK	16QAM	64QAM	QPSK	16QAM	64QAM
Low CH	0~10%OB	≤ -5	-20.82	-21.93	-25.16	-18.74	-18.55	-21.46
	>10%OB	≤ -13	-32.40	-33.03	-33.56	-32.77	-33.27	-33.79
High CH	0~10%OB	≤ -5	-17.34	-18.12	-18.89	-16.73	-17.63	-19.92
	>10%OB	≤ -13	-32.84	-33.22	-33.90	-32.48	-33.38	-33.54
Result			<b>Compliance</b>					

Mode			CP-OFDM Module 1 NR Band n261 : BE (dBm) 1 RB					
BW			50MHz			100MHz		
Limit (dBm)			QPSK	16QAM	64QAM	QPSK	16QAM	64QAM
Low CH	0~10%OB	≤ -5	-20.16	-20.51	-23.31	-16.37	-17.48	-18.86
	>10%OB	≤ -13	-30.24	-30.83	-32.02	-31.92	-32.21	-33.59
HighCH	0~10%OB	≤ -5	-15.37	-16.02	-19.47	-16.12	-17.42	-19.69
	>10%OB	≤ -13	-30.78	-31.07	-32.35	-32.46	-32.14	-33.45
Result			<b>Compliance</b>					



Mode			DFT-s-OFDM Module 0 NR Band n261 : BE (dBm) Full RB					
BW			50MHz			100MHz		
Limit (dBm)			QPSK	16QAM	64QAM	QPSK	16QAM	64QAM
Low CH	0~10%OB	≤-5	-25.35	-26.83	-28.55	-27.12	-29.08	-30.85
	>10%OB	≤-13	-26.32	-27.56	-30.12	-28.91	-30.06	-31.62
High CH	0~10%OB	≤-5	-24.80	-26.12	-27.94	-29.55	-29.88	-31.36
	>10%OB	≤-13	-27.95	-28.71	-30.78	-31.03	-31.07	-32.85
Result			Compliance					

Mode			DFT-s-OFDM Module 1 NR Band n261 : BE (dBm) Full RB					
BW			50MHz			100MHz		
Limit (dBm)			QPSK	16QAM	64QAM	QPSK	16QAM	64QAM
Low CH	0~10%OB	≤-5	-21.29	-23.86	-27.59	-23.41	-26.63	-29.36
	>10%OB	≤-13	-22.24	-25.00	-28.57	-25.47	-27.82	-30.68
HighCH	0~10%OB	≤-5	-22.10	-23.28	-26.09	-25.55	-26.72	-29.54
	>10%OB	≤-13	-25.66	-26.70	-29.58	-29.18	-29.75	-32.38
Result			Compliance					

Mode			CP-OFDM Module 0 NR Band n261 : BE (dBm) Full RB					
BW			50MHz			100MHz		
Limit (dBm)			QPSK	16QAM	64QAM	QPSK	16QAM	64QAM
Low CH	0~10%OB	≤-5	-24.94	-25.98	-30.32	-27.66	-28.55	-31.49
	>10%OB	≤-13	-26.37	-27.48	-31.47	-29.20	-29.95	-32.64
High CH	0~10%OB	≤-5	-24.99	-26.01	-29.99	-28.18	-28.82	-31.84
	>10%OB	≤-13	-27.97	-29.22	-32.04	-30.46	-31.57	-33.67
Result			Compliance					

Mode			CP-OFDM Module 1 NR Band n261 : BE (dBm) Full RB					
BW			50MHz			100MHz		
Limit (dBm)			QPSK	16QAM	64QAM	QPSK	16QAM	64QAM
Low CH	0~10%OB	≤-5	-22.82	-24.56	-28.69	-25.09	-26.61	-30.40
	>10%OB	≤-13	-24.35	-26.00	-30.15	-26.75	-28.13	-31.50
HighCH	0~10%OB	≤-5	-21.70	-22.65	-27.94	-25.10	-26.19	-30.71
	>10%OB	≤-13	-25.62	-27.33	-31.31	-28.73	-29.68	-33.12
Result			Compliance					



Mode			DFT-s-OFDM Module 0 NR Band n261 : BE (dBm) 1 RB		
BW			200MHz		
Limit (dBm)			QPSK	16QAM	64QAM
Low CH	0~10%OB	≤-5	-16.05	-16.81	-15.35
	>10%OB	≤-13	-23.77	-23.48	-21.98
HighCH	0~10%OB	≤-5	-34.75	-34.74	-34.56
	>10%OB	≤-13	-34.50	-34.32	-34.49
Result			Compliance		

Mode			DFT-s-OFDM Module 1 NR Band n261 : BE (dBm) 1 RB		
BW			200MHz		
Limit (dBm)			QPSK	16QAM	64QAM
Low CH	0~10%OB	≤-5	-18.16	-19.14	-17.56
	>10%OB	≤-13	-26.26	-25.72	-24.98
HighCH	0~10%OB	≤-5	-33.28	-32.96	-33.09
	>10%OB	≤-13	-34.25	-34.21	-34.27
Result			Compliance		

Mode			CP-OFDM Module 0 NR Band n261 : BE (dBm) 1 RB		
BW			200MHz		
Limit (dBm)			QPSK	16QAM	64QAM
Low CH	0~10%OB	≤-5	-18.20	-31.34	-33.81
	>10%OB	≤-13	-22.08	-23.97	-34.00
High CH	0~10%OB	≤-5	-34.78	-34.51	-33.52
	>10%OB	≤-13	-34.43	-34.39	-34.48
Result			Compliance		

Mode			CP-OFDM Module 1 NR Band n261 : BE (dBm) 1 RB		
BW			200MHz		
Limit (dBm)			QPSK	16QAM	64QAM
Low CH	0~10%OB	≤-5	-18.17	-17.58	-23.62
	>10%OB	≤-13	-24.86	-24.20	-24.88
High CH	0~10%OB	≤-5	-33.86	-33.50	-31.52
	>10%OB	≤-13	-34.41	-34.25	-34.19
Result			Compliance		



Mode			DFT-s-OFDM Module 0 NR Band n261 : BE (dBm) Full RB		
BW			200MHz		
Limit (dBm)			QPSK	16QAM	64QAM
Low CH	0~10%OB	≤-5	-27.22	-28.30	-30.87
	>10%OB	≤-13	-28.14	-30.35	-31.90
HighCH	0~10%OB	≤-5	-34.28	-34.85	-35.01
	>10%OB	≤-13	-34.27	-34.42	-34.47
Result			Compliance		

Mode			DFT-s-OFDM Module 1 NR Band n261 : BE (dBm) Full RB		
BW			200MHz		
Limit (dBm)			QPSK	16QAM	64QAM
Low CH	0~10%OB	≤-5	-29.20	-30.83	-32.33
	>10%OB	≤-13	-30.41	-32.10	-33.29
HighCH	0~10%OB	≤-5	-33.99	-33.20	-34.93
	>10%OB	≤-13	-34.35	-34.47	-34.45
Result			Compliance		

Mode			CP-OFDM Module 0 NR Band n261 : BE (dBm) Full RB		
BW			200MHz		
Limit (dBm)			QPSK	16QAM	64QAM
Low CH	0~10%OB	≤-5	-29.76	-30.11	-32.60
	>10%OB	≤-13	-30.35	-31.29	-33.14
High CH	0~10%OB	≤-5	-34.09	-34.97	-35.10
	>10%OB	≤-13	-34.53	-34.50	-34.43
Result			Compliance		

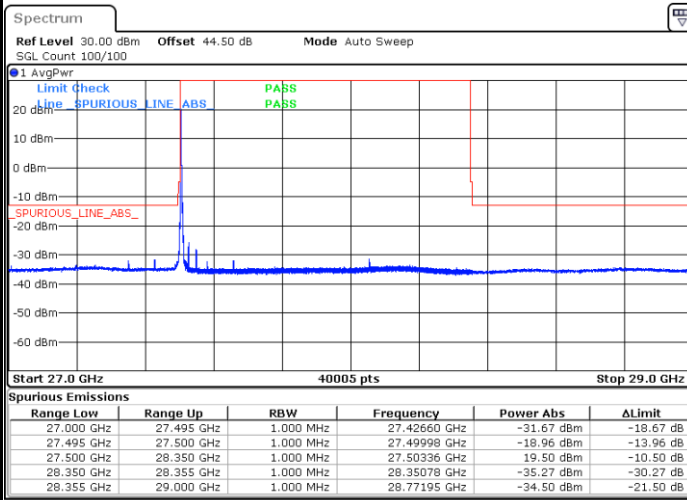
Mode			CP-OFDM Module 1 NR Band n261 : BE (dBm) Full RB		
BW			200MHz		
Limit (dBm)			QPSK	16QAM	64QAM
Low CH	0~10%OB	≤-5	-31.24	-31.76	-33.28
	>10%OB	≤-13	-31.66	-32.77	-33.97
High CH	0~10%OB	≤-5	-33.30	-34.87	-34.99
	>10%OB	≤-13	-34.40	-34.45	-34.52
Result			Compliance		



DFT-s-OFDM Module 0

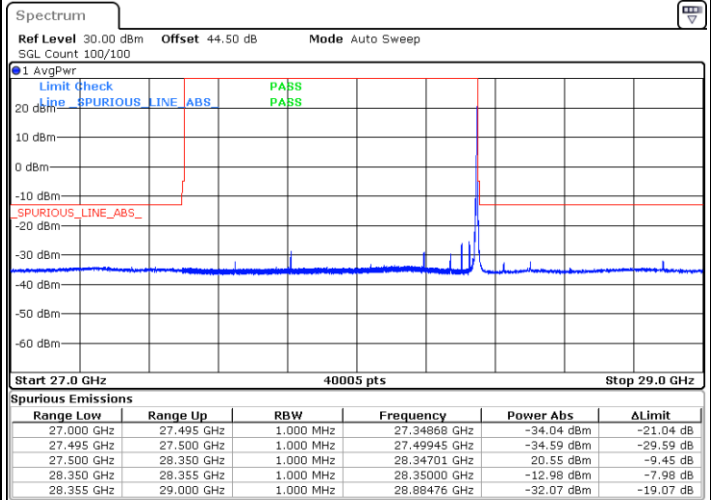
NR Band n261 / 50MHz / QPSK

Lowest Band Edge / 1 RB



Date: 20 JUN 2020 14:09:13

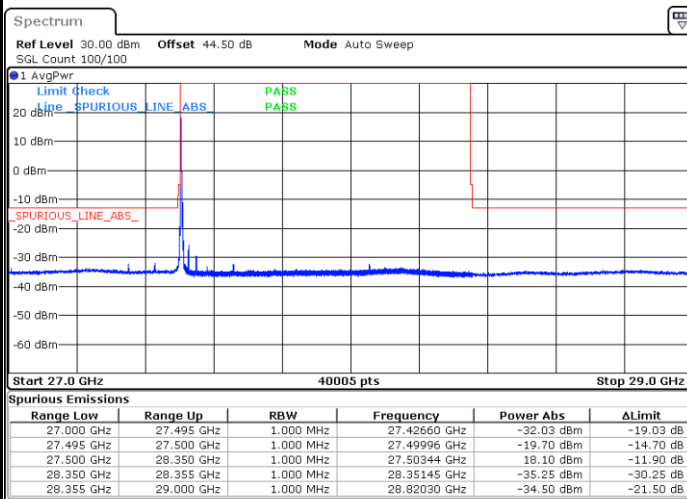
Highest Band Edge / 1 RB



Date: 22 JUN 2020 09:59:03

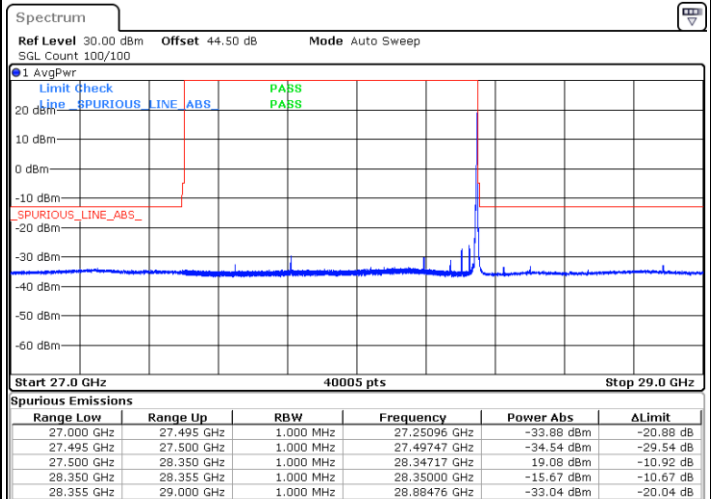
NR Band n261 / 50MHz / 16QAM

Lowest Band Edge / 1 RB



Date: 20 JUN 2020 14:11:53

Highest Band Edge / 1 RB



Date: 22 JUN 2020 10:01:11

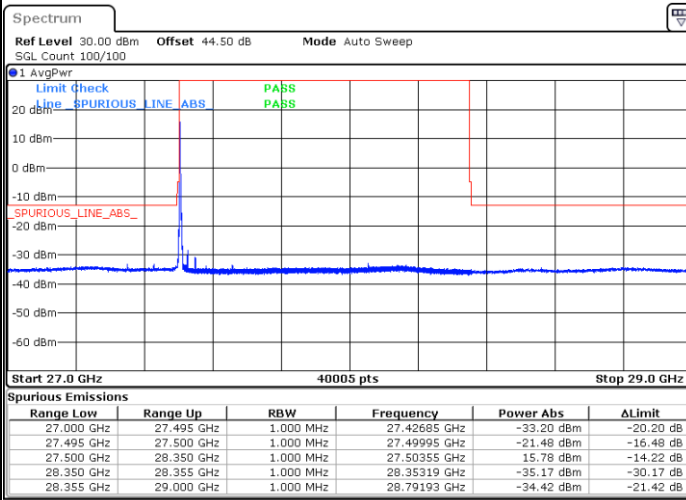


DFT-s-OFDM Module 0

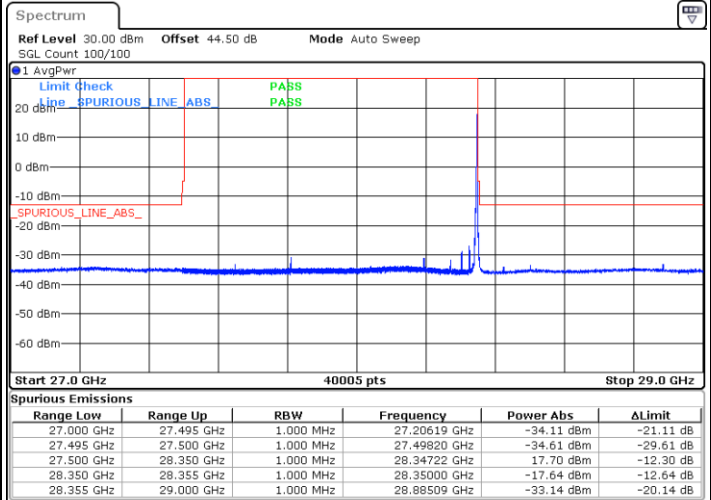
NR Band n261 / 50MHz / 64QAM

Lowest Band Edge / 1 RB

Highest Band Edge / 1 RB



Date: 20 JUN 2020 14:12:53

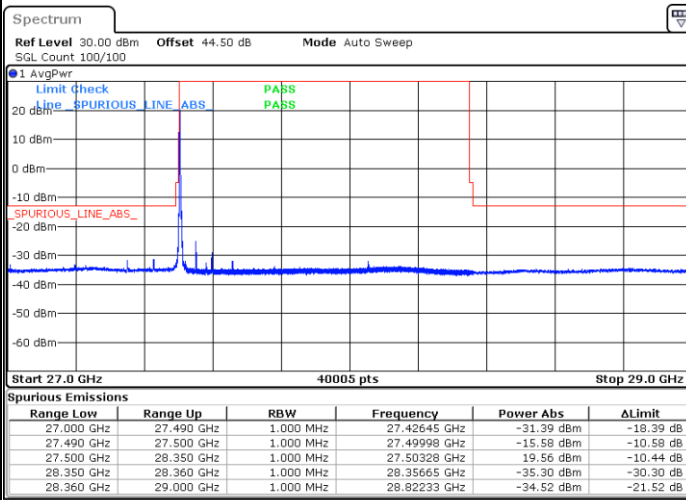


Date: 22 JUN 2020 10:02:47

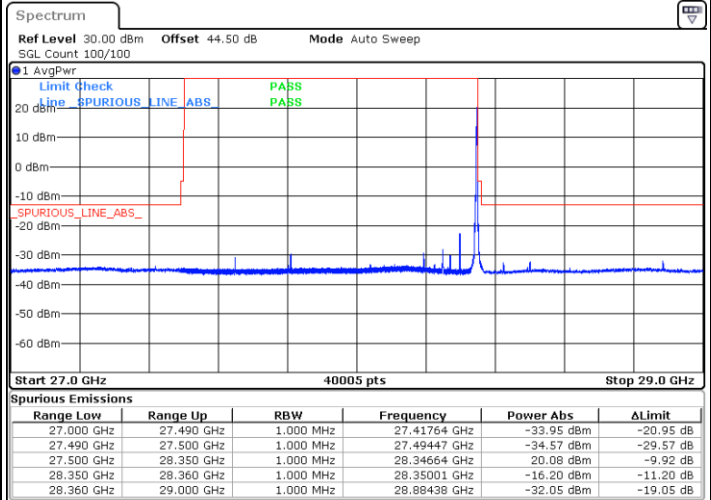
NR Band n261 / 100MHz / QPSK

Lowest Band Edge / 1 RB

Highest Band Edge / 1 RB



Date: 20 JUN 2020 15:20:42



Date: 22 JUN 2020 13:59:04

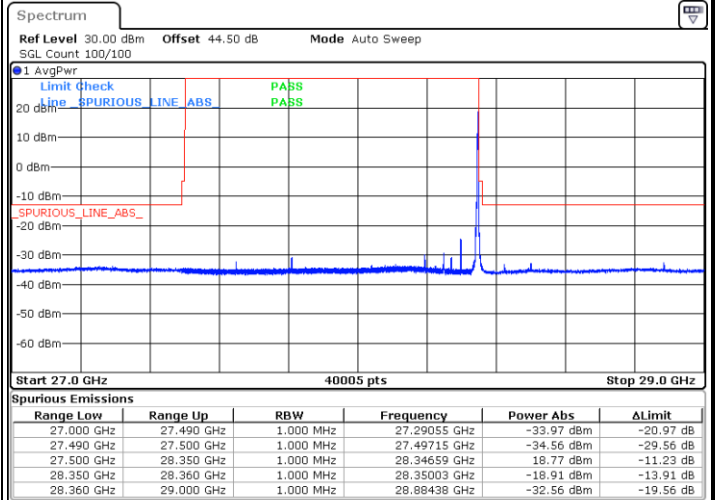
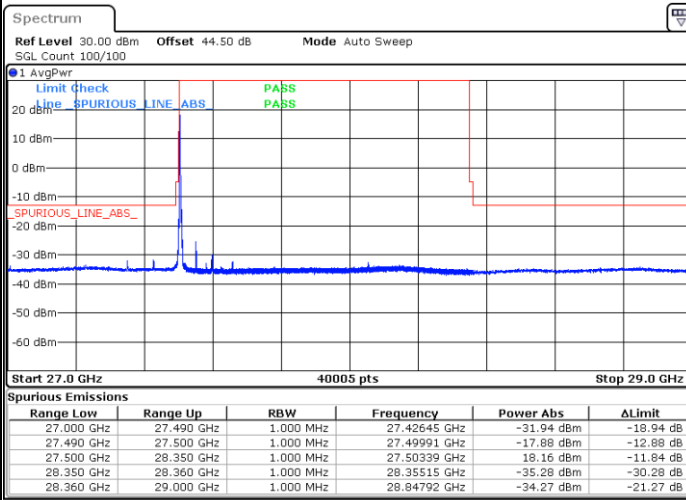


DFT-s-OFDM Module 0

NR Band n261 / 100MHz / 16QAM

Lowest Band Edge / 1 RB

Highest Band Edge / 1 RB



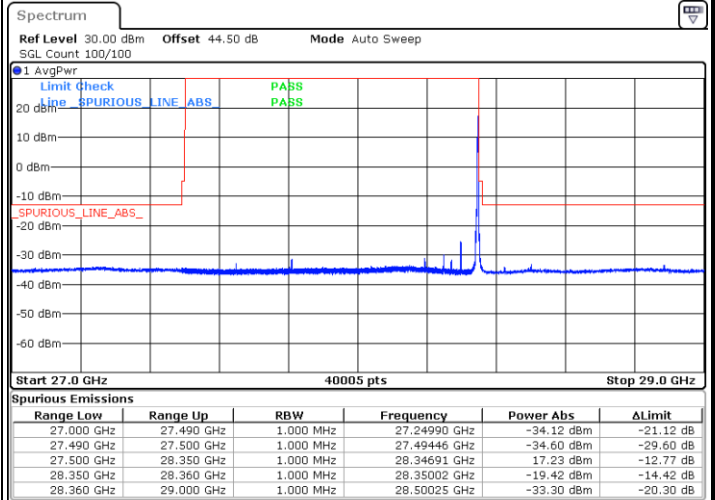
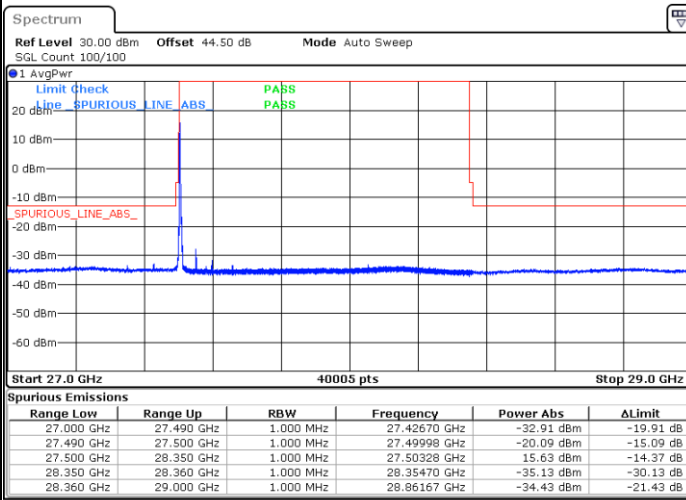
Date: 20 JUN 2020 16:01:19

Date: 22 JUN 2020 13:59:48

NR Band n261 / 100MHz / 64QAM

Lowest Band Edge / 1 RB

Highest Band Edge / 1 RB



Date: 20 JUN 2020 16:02:41

Date: 22 JUN 2020 14:00:26

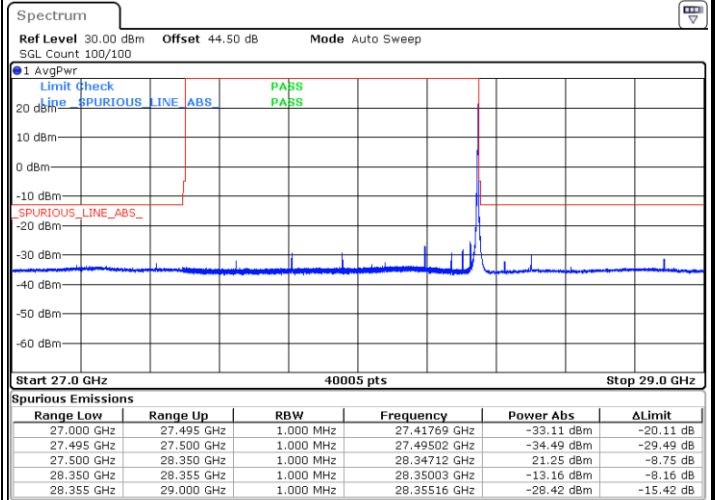
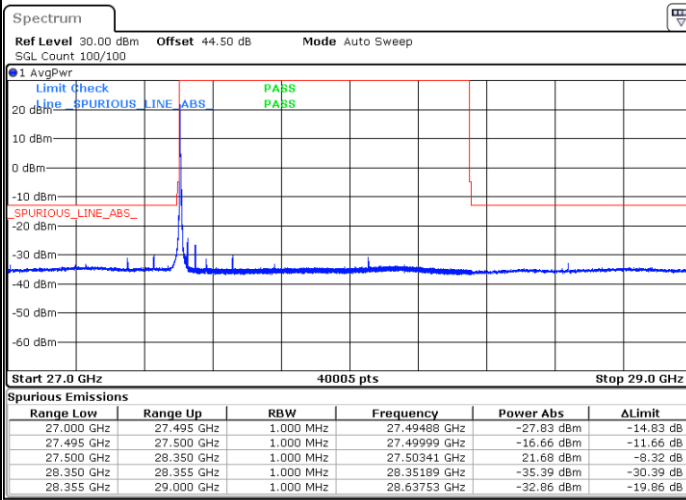


DFT-s-OFDM Module 1

NR Band n261 / 50MHz / QPSK

Lowest Band Edge / 1 RB

Highest Band Edge / 1 RB



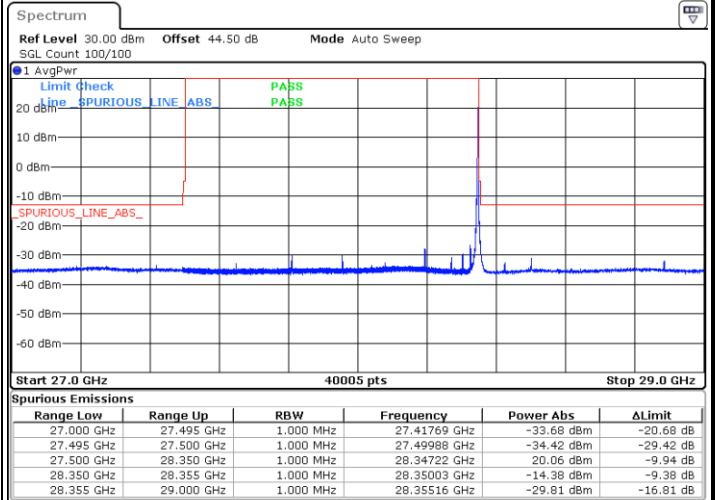
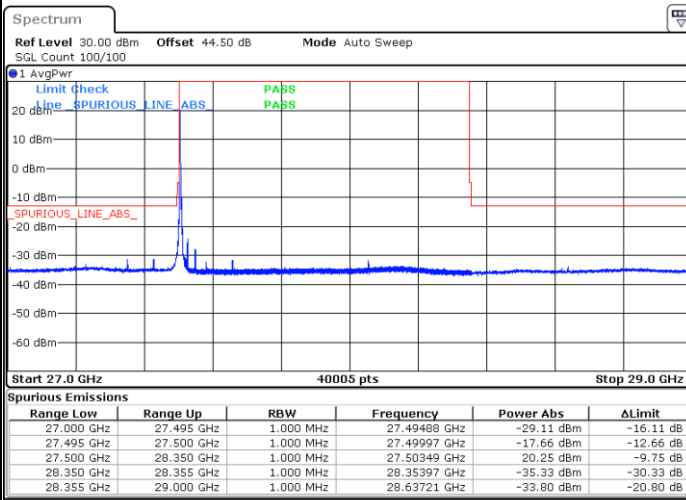
Date: 27.JUN.2020 09:57:18

Date: 27.JUN.2020 16:11:28

NR Band n261 / 50MHz / 16QAM

Lowest Band Edge / 1 RB

Highest Band Edge / 1 RB



Date: 27.JUN.2020 10:00:22

Date: 27.JUN.2020 16:12:06

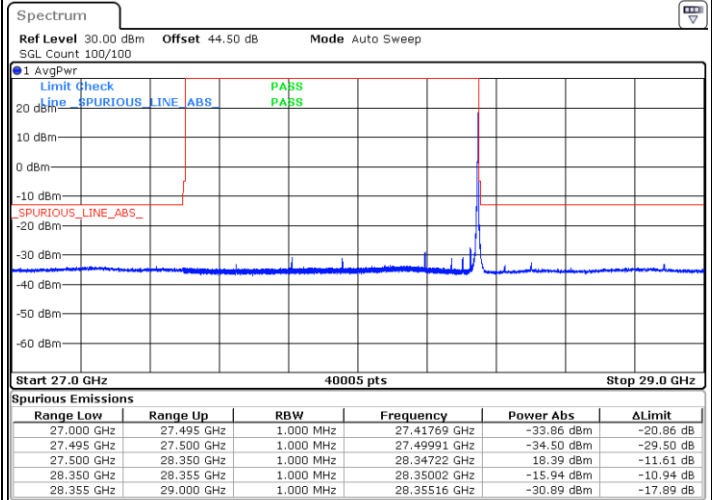
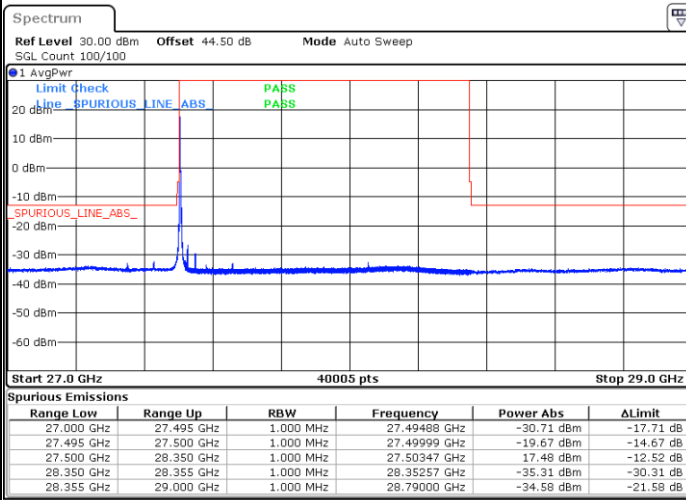


DFT-s-OFDM Module 1

NR Band n261 / 50MHz / 64QAM

Lowest Band Edge / 1 RB

Highest Band Edge / 1 RB



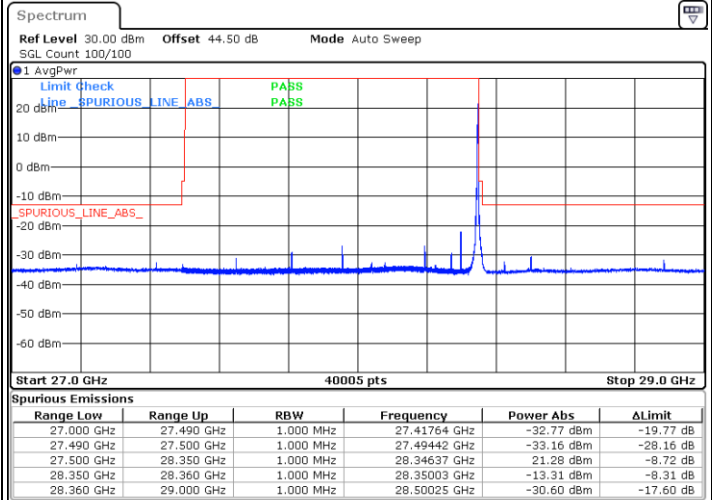
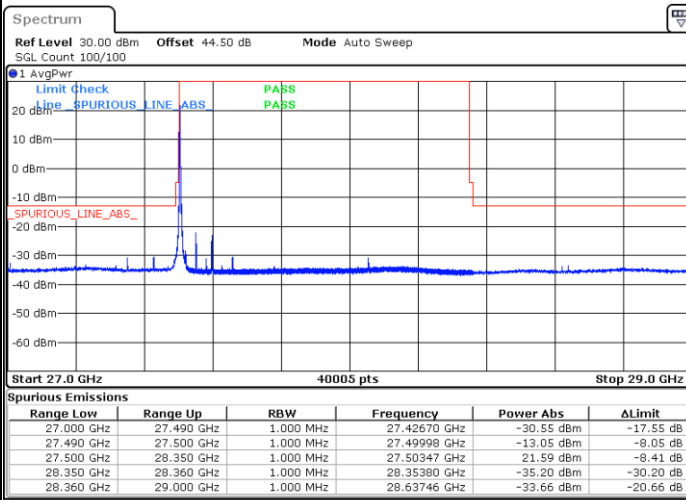
Date: 27.JUN.2020 10:01:45

Date: 27.JUN.2020 16:14:54

NR Band n261 / 100MHz / QPSK

Lowest Band Edge / 1 RB

Highest Band Edge / 1 RB



Date: 27.JUN.2020 13:10:29

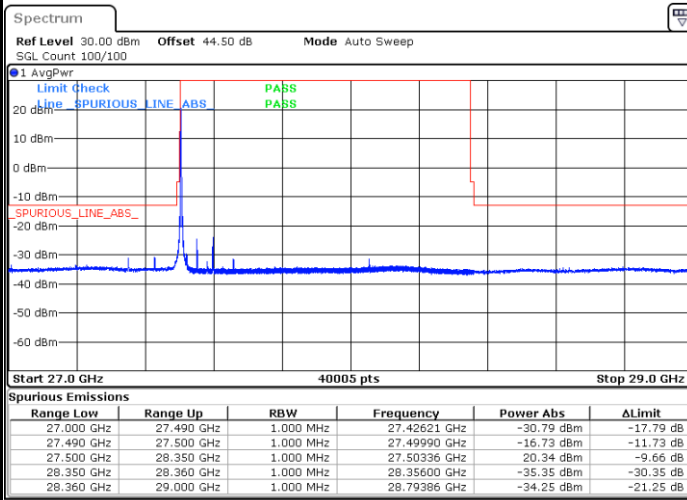
Date: 27.JUN.2020 17:21:30



DFT-s-OFDM Module 1

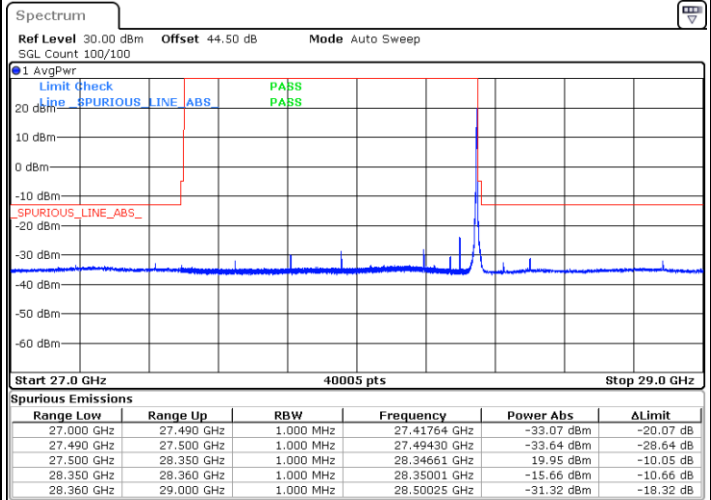
NR Band n261 / 100MHz / 16QAM

Lowest Band Edge / 1 RB



Date: 27.JUN.2020 13:13:44

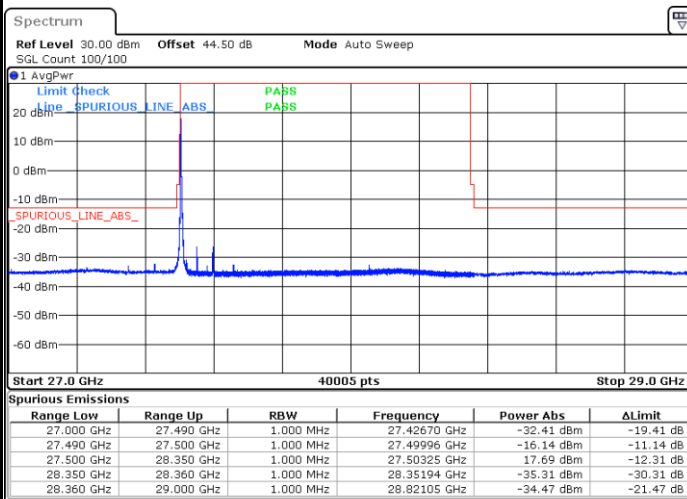
Highest Band Edge / 1 RB



Date: 27.JUN.2020 17:22:18

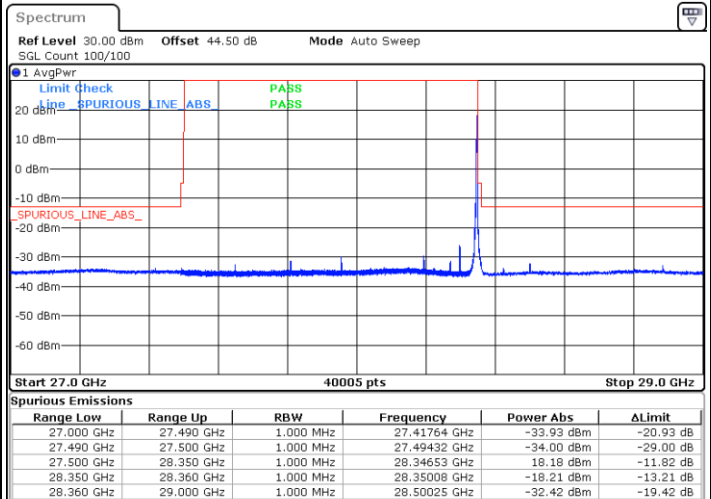
NR Band n261 / 100MHz / 64QAM

Lowest Band Edge / 1 RB



Date: 27.JUN.2020 13:15:43

Highest Band Edge / 1 RB



Date: 27.JUN.2020 17:30:25

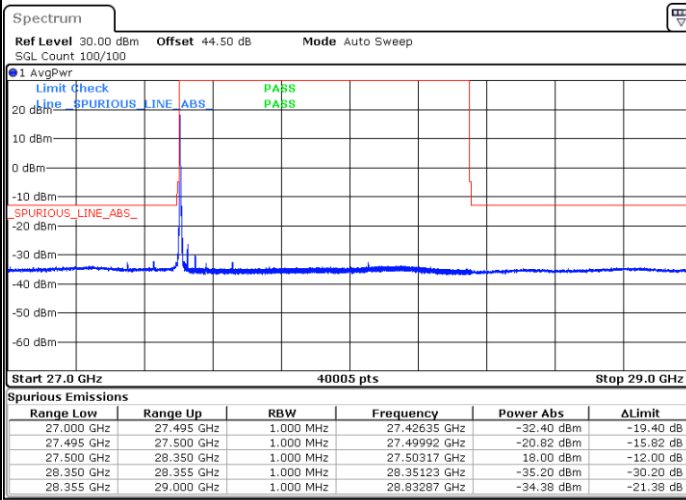


CP-OFDM Module 0

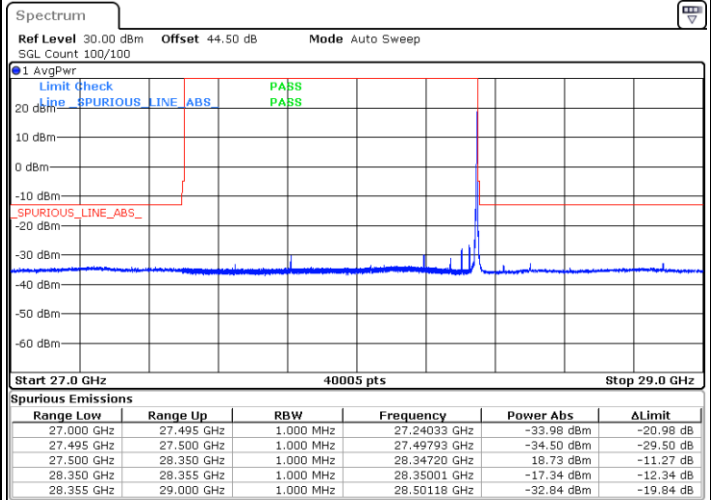
NR Band n261 / 50MHz / QPSK

Lowest Band Edge / 1 RB

Highest Band Edge / 1 RB



Date: 20 JUN 2020 14:15:47

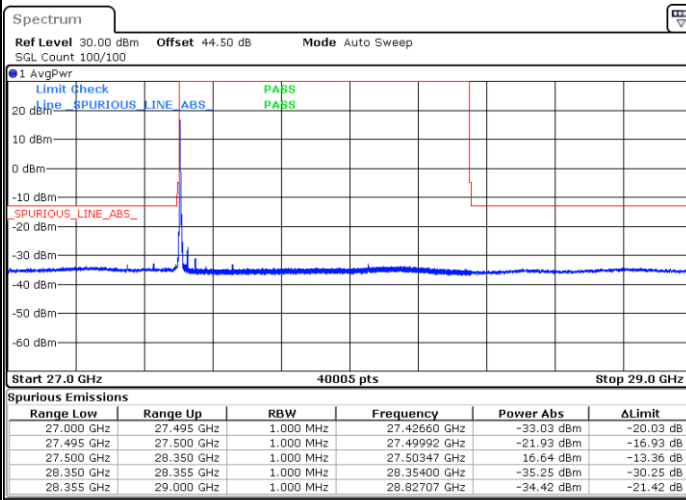


Date: 22 JUN 2020 10:08:08

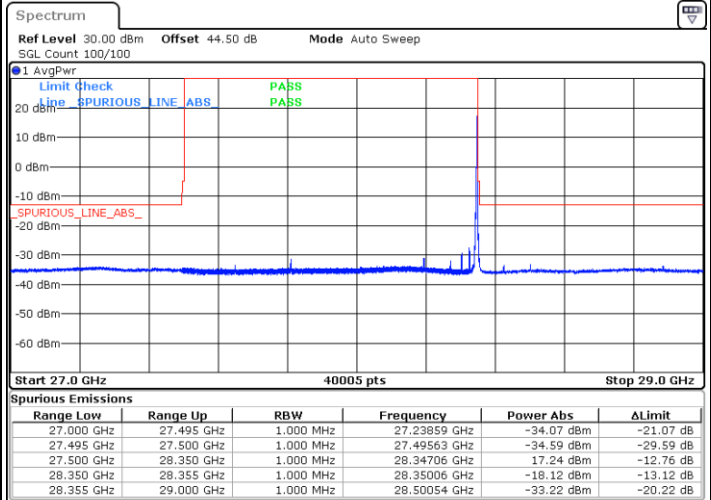
NR Band n261 / 50MHz / 16QAM

Lowest Band Edge / 1 RB

Highest Band Edge / 1 RB



Date: 20 JUN 2020 14:18:24



Date: 22 JUN 2020 10:07:16

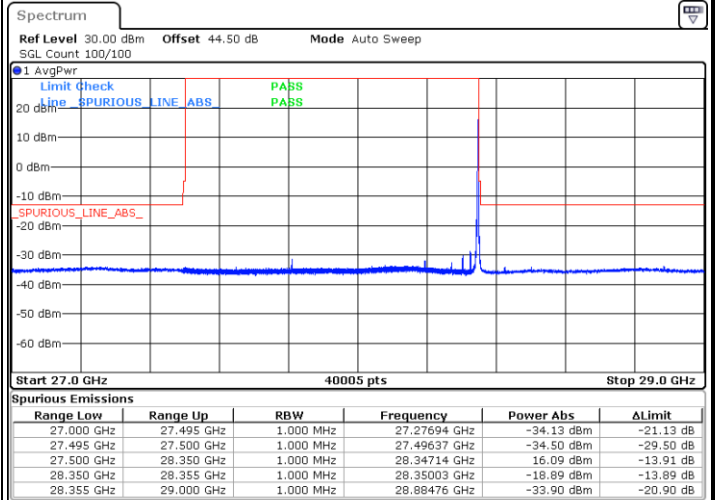
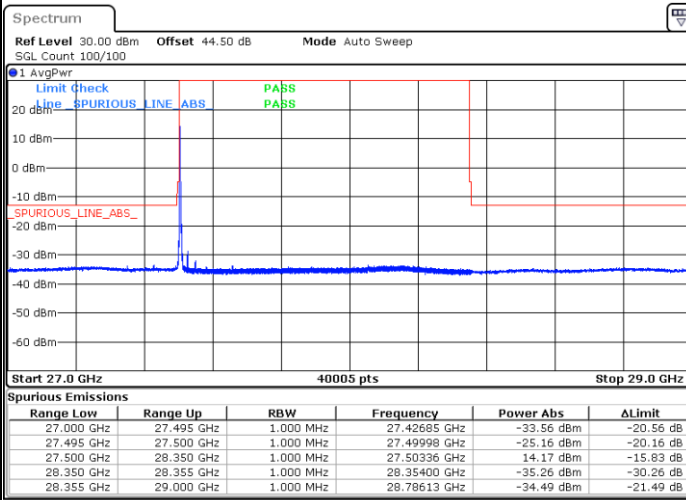


CP-OFDM Module 0

NR Band n261 / 50MHz / 64QAM

Lowest Band Edge / 1 RB

Highest Band Edge / 1 RB



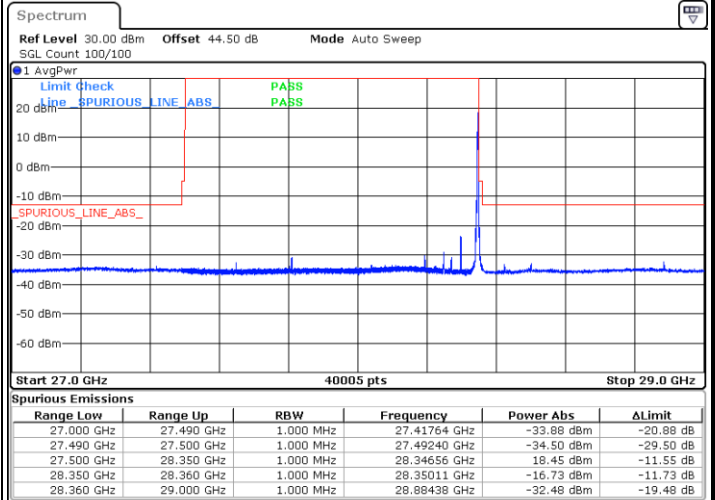
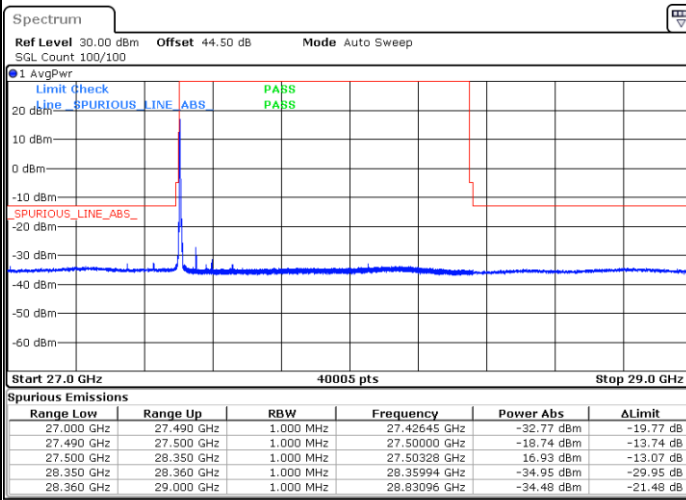
Date: 20 JUN 2020 14:19:43

Date: 22 JUN 2020 10:06:29

NR Band n261 / 100MHz / QPSK

Lowest Band Edge / 1 RB

Highest Band Edge / 1 RB



Date: 20 JUN 2020 16:03:55

Date: 22 JUN 2020 14:08:59

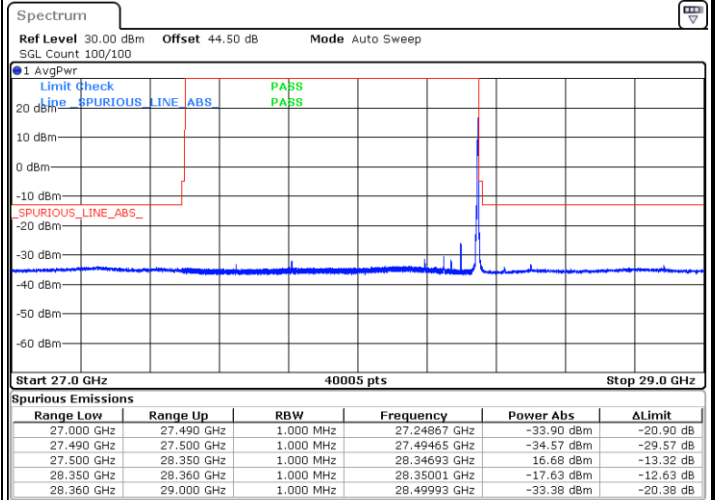
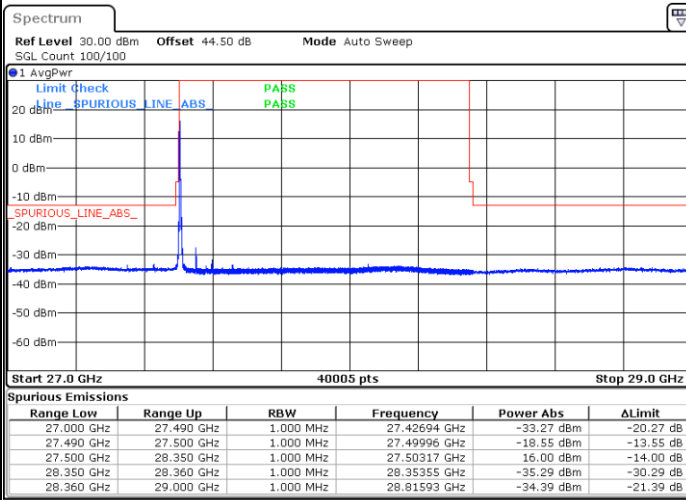


CP-OFDM Module 0

NR Band n261 / 100MHz / 16QAM

Lowest Band Edge / 1 RB

Highest Band Edge / 1 RB



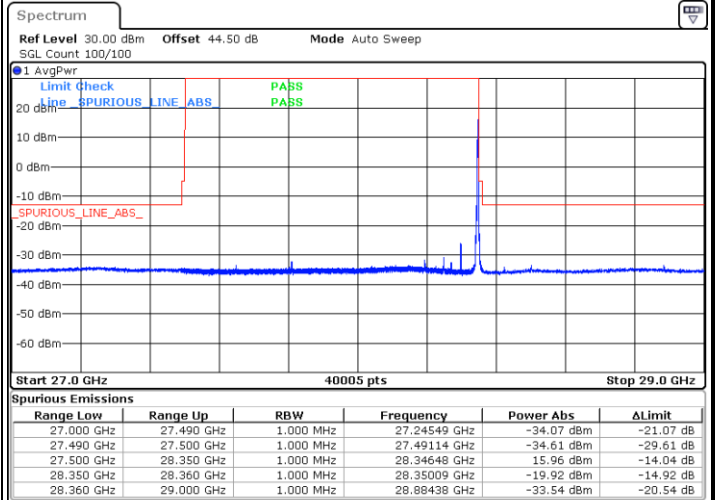
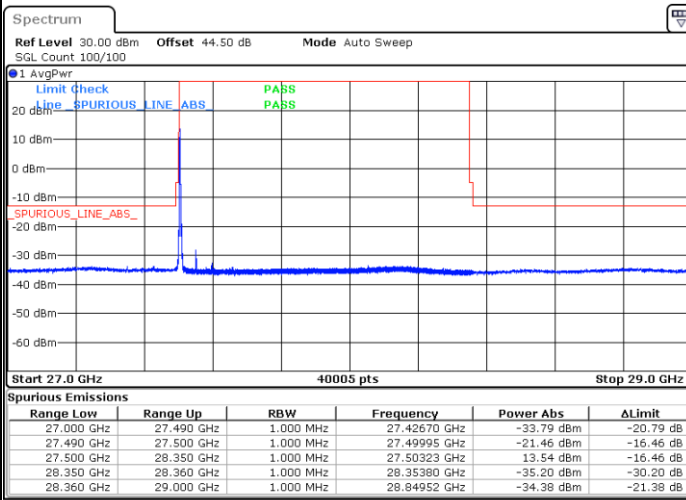
Date: 20 JUN 2020 16:07:45

Date: 22 JUN 2020 14:08:13

NR Band n261 / 100MHz / 64QAM

Lowest Band Edge / 1 RB

Highest Band Edge / 1 RB



Date: 20 JUN 2020 16:10:04

Date: 22 JUN 2020 14:07:19

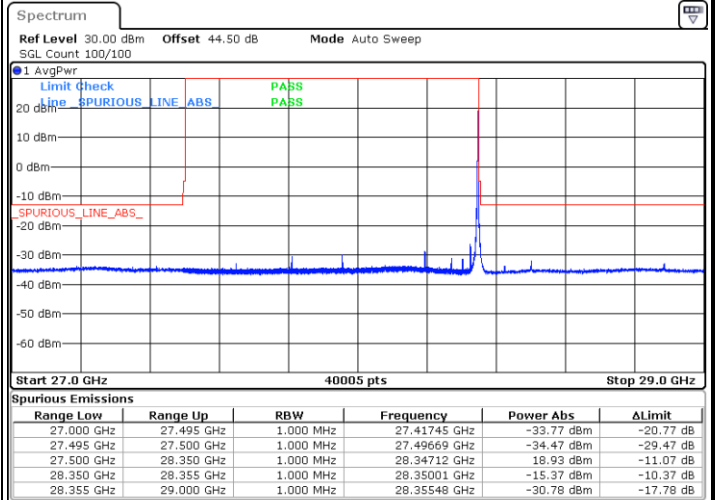
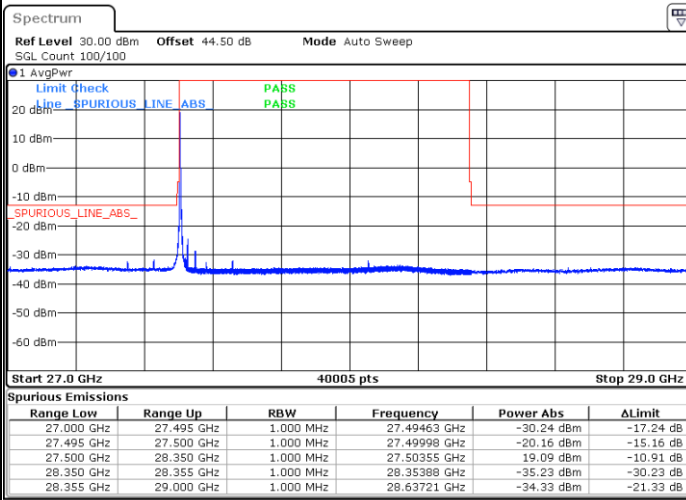


CP-OFDM Module 1

NR Band n261 / 50MHz / QPSK

Lowest Band Edge / 1 RB

Highest Band Edge / 1 RB



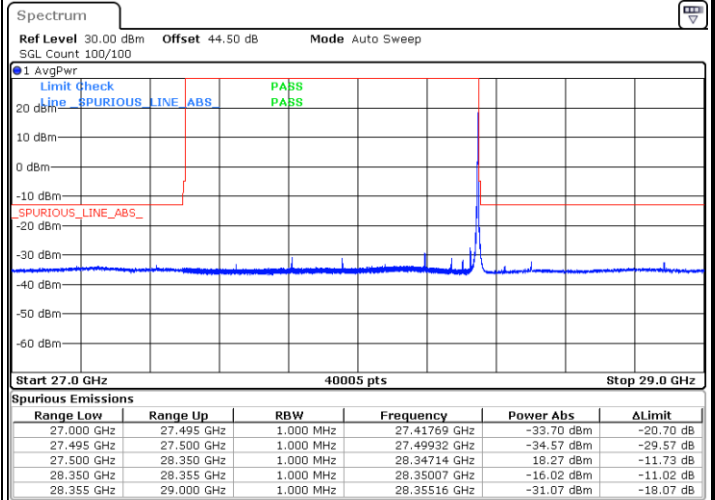
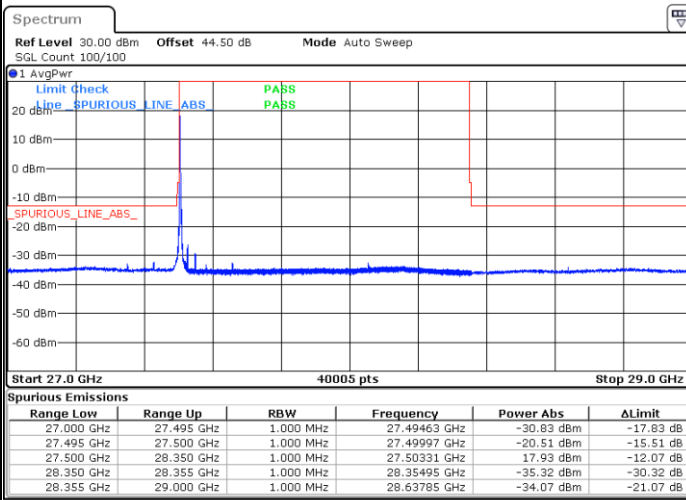
Date: 27.JUN.2020 10:28:18

Date: 27.JUN.2020 17:07:28

NR Band n261 / 50MHz / 16QAM

Lowest Band Edge / 1 RB

Highest Band Edge / 1 RB



Date: 27.JUN.2020 10:30:23

Date: 27.JUN.2020 17:08:14

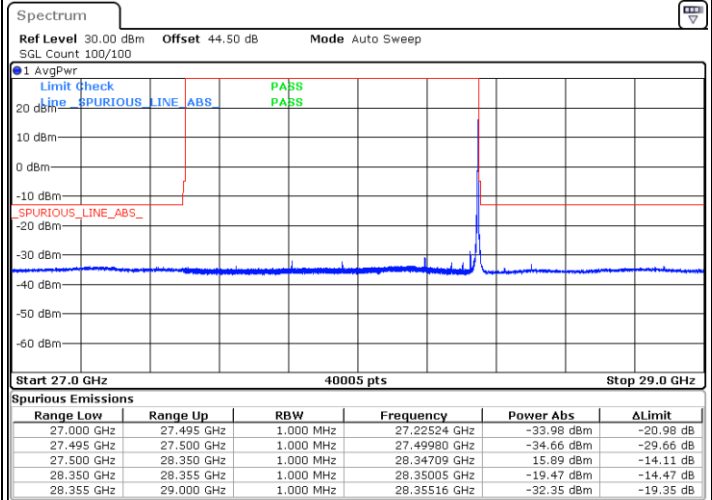
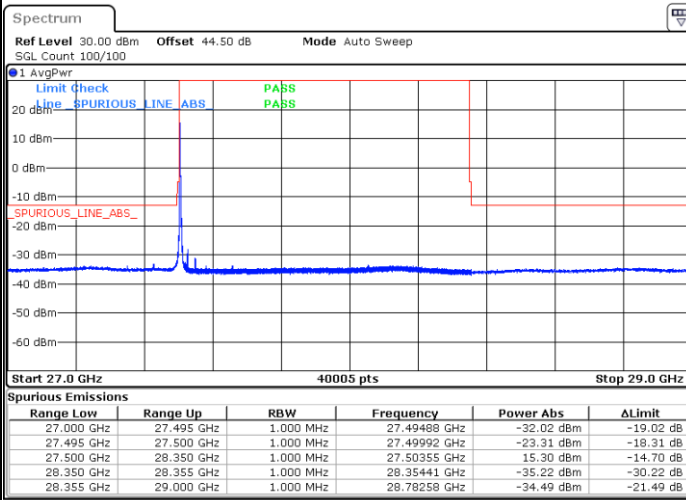


CP-OFDM Module 1

NR Band n261 / 50MHz / 64QAM

Lowest Band Edge / 1 RB

Highest Band Edge / 1 RB



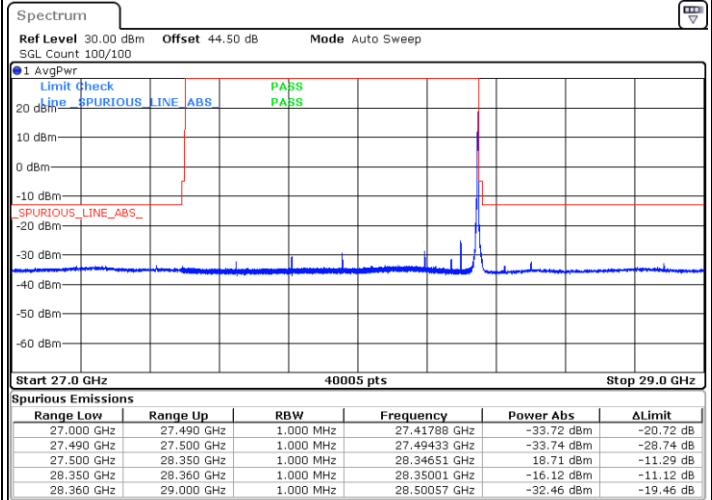
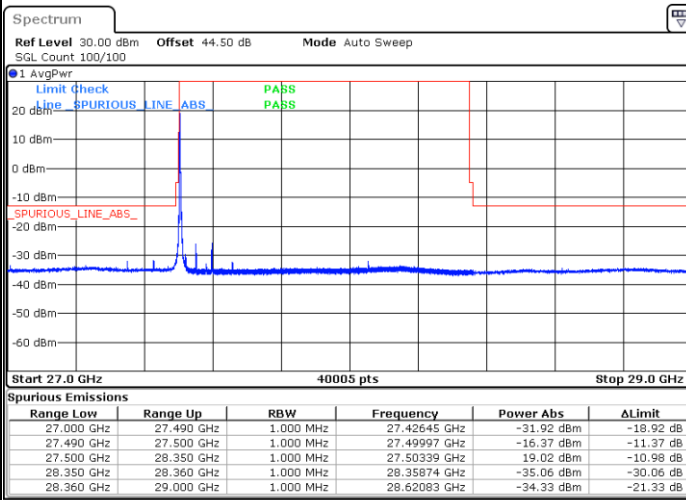
Date: 27.JUN.2020 10:33:01

Date: 27.JUN.2020 17:10:05

NR Band n261 / 100MHz / QPSK

Lowest Band Edge / 1 RB

Highest Band Edge / 1 RB



Date: 27.JUN.2020 13:59:03

Date: 27.JUN.2020 17:46:41

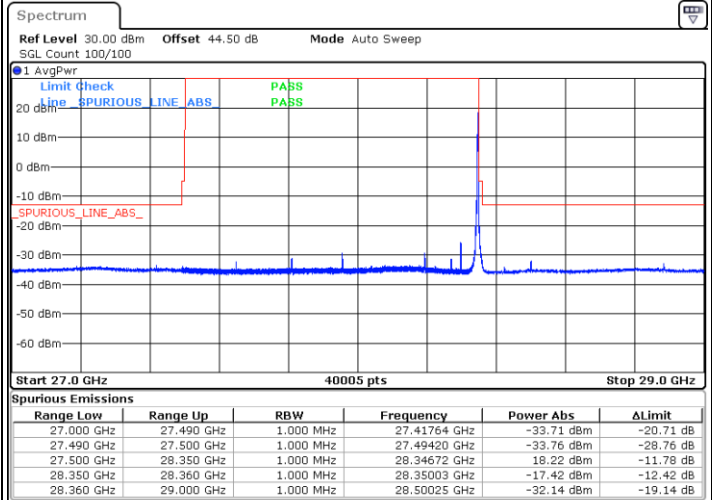
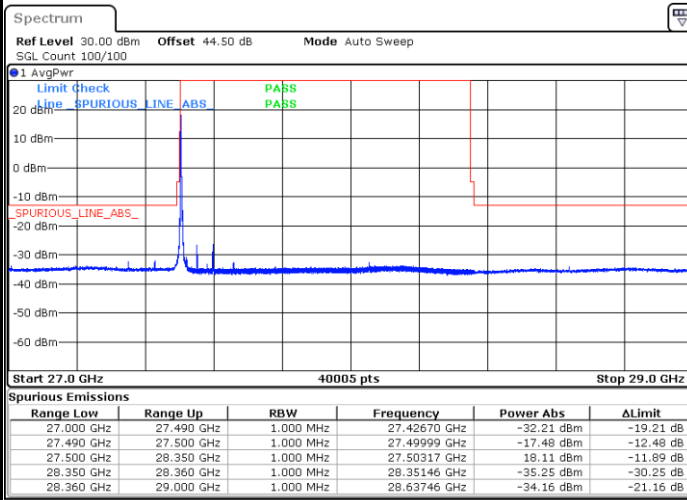


CP-OFDM Module 1

NR Band n261 / 100MHz / 16QAM

Lowest Band Edge / 1 RB

Highest Band Edge / 1 RB



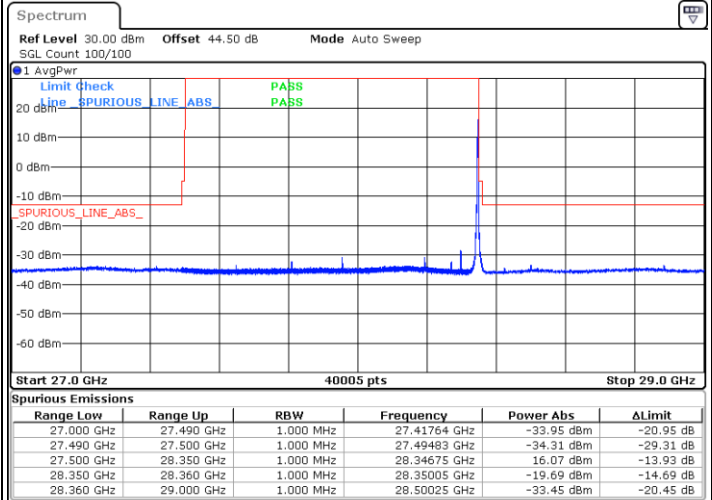
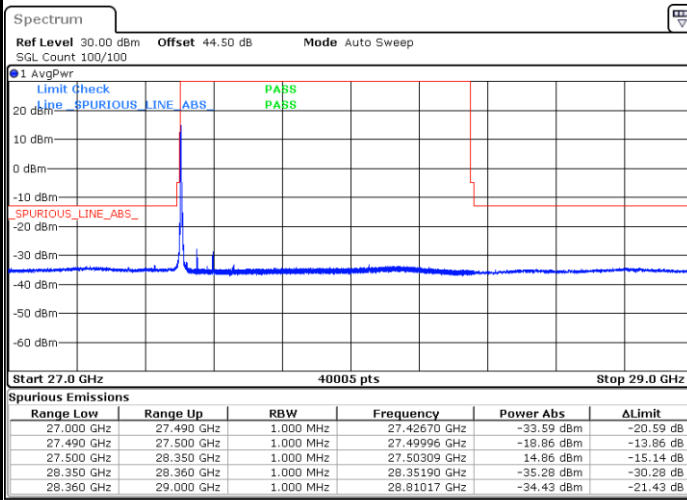
Date: 27.JUN.2020 14:01:28

Date: 27.JUN.2020 17:48:00

NR Band n261 / 100MHz / 64QAM

Lowest Band Edge / 1 RB

Highest Band Edge / 1 RB



Date: 27.JUN.2020 14:02:48

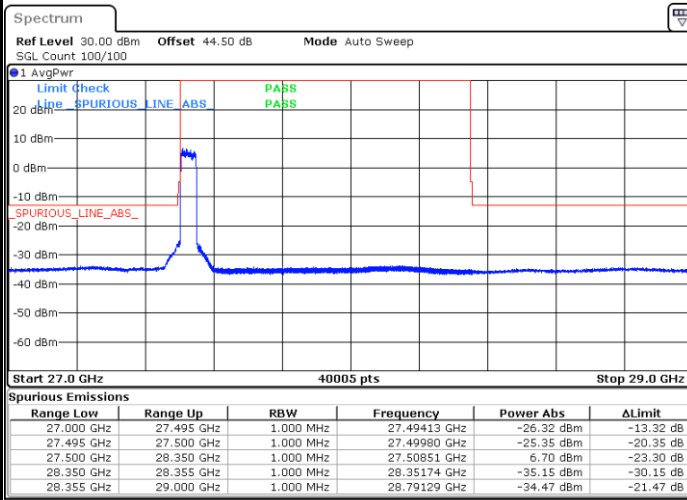
Date: 27.JUN.2020 17:50:10



DFT-s-OFDM Module 0

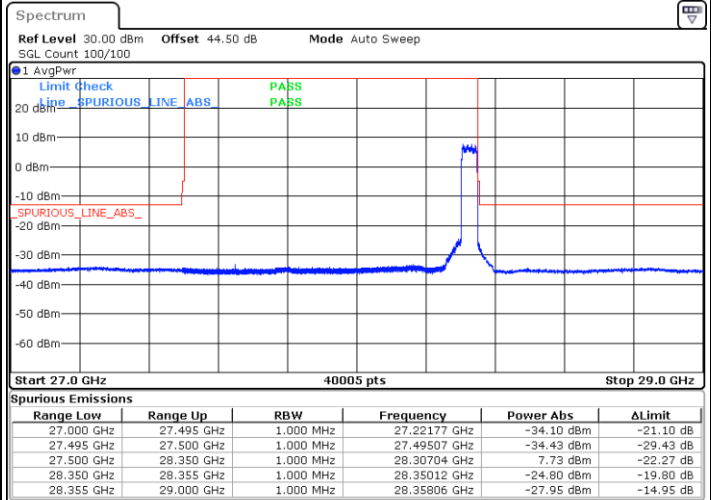
NR Band n261 / 50MHz / QPSK

Lowest Band Edge / Full RB



Date: 20 JUN 2020 14:22:46

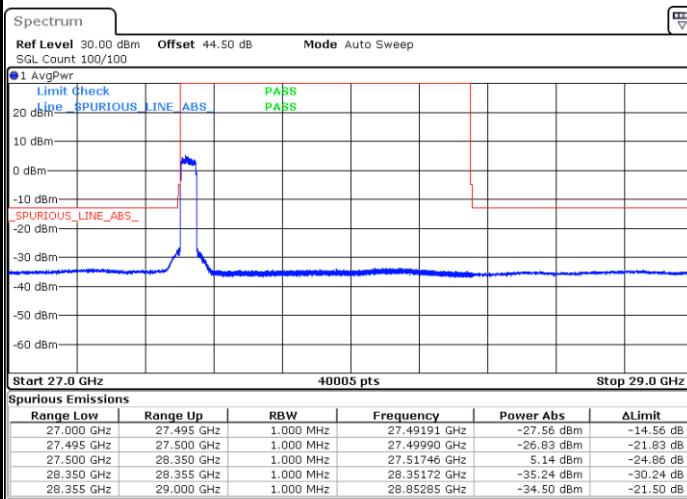
Highest Band Edge / Full RB



Date: 22 JUN 2020 09:50:00

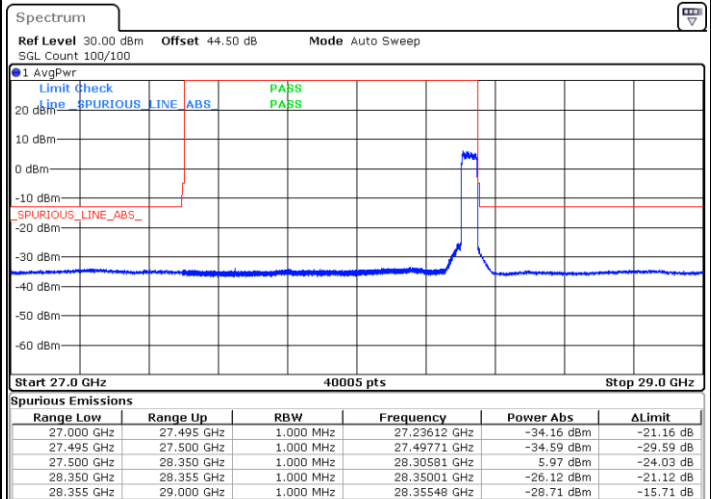
NR Band n261 / 50MHz / 16QAM

Lowest Band Edge / Full RB



Date: 20 JUN 2020 14:25:23

Highest Band Edge / Full RB



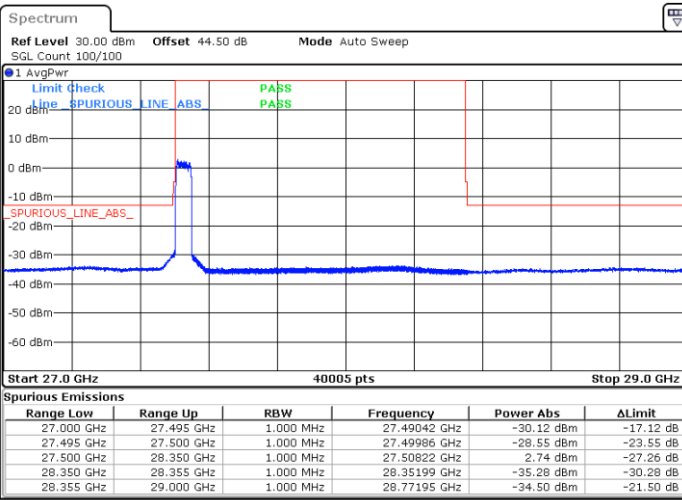
Date: 22 JUN 2020 09:51:34



DFT-s-OFDM Module 0

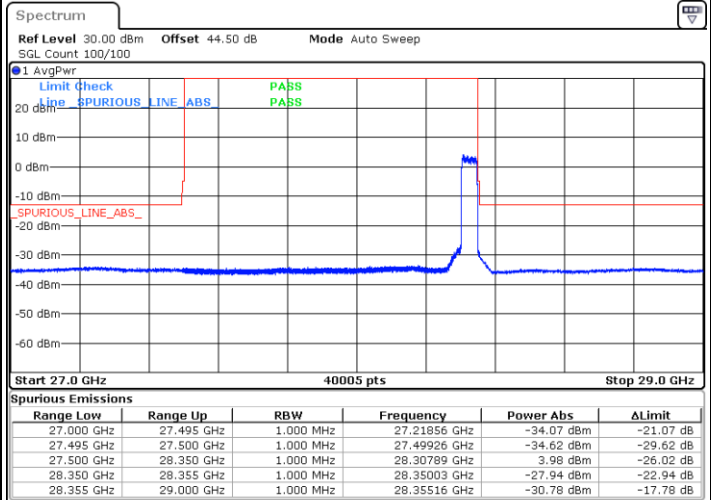
NR Band n261 / 50MHz / 64QAM

Lowest Band Edge / Full RB



Date: 20 JUN 2020 14:27:28

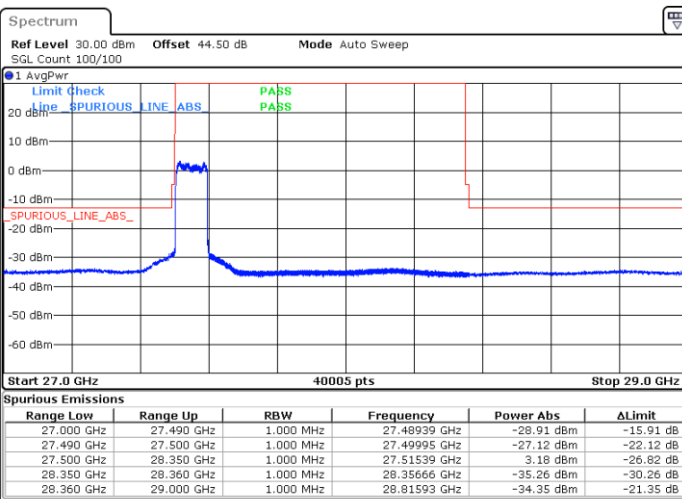
Highest Band Edge / Full RB



Date: 22 JUN 2020 09:54:04

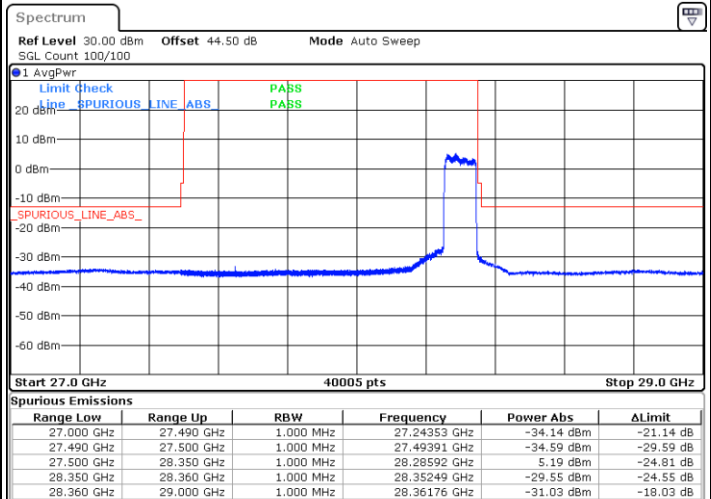
NR Band n261 / 100MHz / QPSK

Lowest Band Edge / Full RB



Date: 20 JUN 2020 16:12:44

Highest Band Edge / Full RB



Date: 22 JUN 2020 13:50:22