



FCC RF Test Report

APPLICANT : Motorola Mobility LLC
EQUIPMENT : Mobile Cellular Phone
BRAND NAME : Motorola
MODEL NAME : XT2063-2
FCC ID : IHDT56YU1
STANDARD : 47 CFR Part 2, 22, 24, 27
CLASSIFICATION : PCS Licensed Transmitter Held to Ear (PCE)

The product was received on Jan. 22, 2020 and completely tested on May 27, 2020. We, Sporton International (Kunshan) Inc., would like to declare that the tested sample has been evaluated in accordance with the procedures given in ANSI C63.26-2015 and shown compliance with the applicable technical standards.

The test results in this report apply exclusively to the tested model / sample. Without written approval of Sporton International (Kunshan) Inc., the test report shall not be reproduced except in full.

Reviewed by: Jason Jia / Supervisor

Approved by: James Huang / Manager



Sporton International (Kunshan) Inc.

**No. 1098, Pengxi North Road, Kunshan Economic Development Zone Jiangsu Province 215300
People's Republic of China**



TABLE OF CONTENTS

REVISION HISTORY... 3
SUMMARY OF TEST RESULT ... 4
1 GENERAL DESCRIPTION ... 5
1.1 Applicant ... 5
1.2 Manufacturer ... 5
1.3 Product Feature of Equipment Under Test ... 5
1.4 Product Specification of Equipment Under Test ... 6
1.5 Modification of EUT ... 6
1.6 Maximum ERP/EIRP Power, Frequency Tolerance, and Emission Designator ... 7
1.7 Testing Location ... 14
1.8 Test Software ... 14
1.9 Applicable Standards ... 14
2 TEST CONFIGURATION OF EQUIPMENT UNDER TEST ... 15
2.1 Test Mode ... 15
2.2 Connection Diagram of Test System ... 15
2.3 Support Unit used in test configuration and system ... 16
2.4 Measurement Results Explanation Example ... 16
3 CONDUCTED TEST ITEMS ... 17
3.1 Measuring Instruments ... 17
3.2 Test Setup ... 17
3.3 Test Result of Conducted Test ... 17
3.4 Conducted Output Power and ERP/EIRP ... 18
3.5 Peak-to-Average Ratio ... 19
3.6 Occupied Bandwidth ... 20
3.7 Conducted Band Edge ... 21
3.8 Conducted Spurious Emission ... 23
3.9 Frequency Stability ... 24
4 RADIATED TEST ITEMS ... 25
4.1 Measuring Instruments ... 25
4.2 Test Setup ... 25
4.3 Test Result of Radiated Test ... 25
4.4 Radiated Spurious Emission ... 26
5 LIST OF MEASURING EQUIPMENT ... 27
6 UNCERTAINTY OF EVALUATION ... 28
APPENDIX A. TEST RESULTS OF CONDUCTED TEST
APPENDIX B. TEST RESULTS OF RADIATED TEST
APPENDIX C. TEST SETUP PHOTOGRAPHS



SUMMARY OF TEST RESULT

Report Section	FCC Rule	Description	Limit	Result	Remark
3.4	§2.1046	Conducted Output Power	Reporting Only	PASS	-
	§22.913(a)(5)	Effective Radiated Power (5G NR n5)	ERP < 7 Watt		
	§27.50(c)(10)	Effective Radiated Power (5G NR n12)(5G NR n71)	ERP < 3 Watt		
	§24.232(c) §27.50(h)(2)	Equivalent Isotropic Radiated Power (5G NR n2)(5G NR n25) (5G NR n41)	EIRP < 2Watt		
	§27.50(d)(4)	Equivalent Isotropic Radiated Power (5G NR n66)	EIRP < 1Watt		
3.5	§24.232(d)	Peak-to-Average Ratio	<13 dB	PASS	-
3.6	§2.1049	Occupied Bandwidth	Reporting Only	PASS	-
3.7	§2.1051 §22.917(a) §24.238(a) §27.53(g)	Conducted Band Edge Measurement (5G NR n2) (5G NR n5) (5G NR n12) (5G NR n25)(5G NR n66) (5G NR n71)	< 43+10log ₁₀ (P[Watts])	PASS	-
	§27.53(m)(4)	Conducted Band Edge Measurement (5G NR n41)	§27.53(m)(4)		
3.8	§2.1051 §22.917(a) §24.238(a) §27.53(g)	Conducted Spurious Emission (5G NR n2) (5G NR n5) (5G NR n12) (5G NR n25)(5G NR n66) (5G NR n71)	< 43+10log ₁₀ (P[Watts])	PASS	-
	§2.1051 §27.53(m)(4)	Conducted Spurious Emission (5G NR n41)	< 55+10log ₁₀ (P[Watts])		
3.9	§2.1055 §22.355	Frequency Stability Temperature & Voltage	< 2.5 ppm for Part 22	PASS	-
	§2.1055 §24.235 §27.54		Within Authorized Band		
4.4	§2.1053 §22.917(a) §24.238(a) §27.53(g)	Radiated Spurious Emission (5G NR n2) (5G NR n5) (5G NR n12) (5G NR n25) (5G NR n66) (5G NR n71)	< 43+10log ₁₀ (P[Watts])	PASS	Under limit 29.37 dB at 5721.000 MHz
	§2.1053 §27.53(m)(4)	Radiated Spurious Emission (5G NR n41)	< 55+10log ₁₀ (P[Watts])		



1 General Description

1.1 Applicant

Motorola Mobility LLC
222 W,Merchandise Mart Plaza, Chicago IL 60654 USA

1.2 Manufacturer

Motorola Mobility LLC
222 W,Merchandise Mart Plaza, Chicago IL 60654 USA

1.3 Product Feature of Equipment Under Test

Product Feature	
Equipment	Mobile Cellular Phone
Brand Name	Motorola
Model Name	XT2063-2
FCC ID	IHDT56YU1
EUT supports Radios application	CDMA/GSM/WCDMA/LTE/5G NR WLAN 2.4GHz 802.11b/g/n HT20 WLAN 5GHz 802.11 a/n HT20/HT40 WLAN 5GHz 802.11ac VHT20/VHT40/VHT80 Bluetooth BR/EDR/LE FM Receiver/GNSS/NFC
IMEI Code	Conducted : 355526110006159 Radiation : 355526110006991
HW Version	PVT1
SW Version	QPD30.102
EUT Stage	Identical Prototype

Remark:

1. Only 5G NR bands are tested in this report, all the other RF bands are tested in the other reports separately.
2. 5G NR n41 supports HPUE.
3. 5G NR supports CP-OFDM and DFT-s-OFDM modulation, for DFT-s-OFDM power is higher than CP-OFDM, so chose DFT-s-OFDM modulation to perform all test.

1.4 Product Specification of Equipment Under Test

Standards-related Product Specification	
Tx Frequency	5G NR n2: 1852.5 MHz ~ 1907.5 MHz 5G NR n5: 826.5 MHz ~ 846.5 MHz 5G NR n12: 701.5 MHz ~ 713.5 MHz 5G NR n25: 1852.5 MHz ~ 1912.5 MHz 5G NR n41: 2506 MHz ~ 2680 MHz 5G NR n66: 1712.5 MHz ~ 1777.5 MHz 5G NR n71: 665.5 MHz ~ 695.5MHz
Rx Frequency	5G NR n2: 1932.5 MHz ~ 1987.5 MHz 5G NR n5: 871.5 MHz ~ 891.5 MHz 5G NR n12: 731.5 MHz ~ 743.5 MHz 5G NR n25: 1932.5 MHz ~ 1992.5 MHz 5G NR n41: 2506 MHz ~ 2680 MHz 5G NR n66: 2112.5 MHz~ 2197.5 MHz 5G NR n71: 619.5 MHz ~ 649.5MHz
Bandwidth	n2, n5, n25, n66, n71: 5MHz / 10MHz / 15MHz / 20MHz n12 : 5MHz / 10MHz / 15MHz n41 : 20MHz / 40MHz / 50MHz / 60MHz / 80MHz / 90MHz / 100MHz
SCS	FDD: 15kHz TDD: 30kHz
Maximum Output Power to Antenna	EN-DC_66A_n2A : 23.97 dBm EN-DC_66A_n5A : 23.57 dBm EN-DC_2A_n12A : 23.86 dBm EN-DC_66A_n25A : 23.95 dBm EN-DC_25A_n41A : 26.95 dBm EN-DC_5A_n66A : 23.96 dBm EN-DC_66A_n71A : 22.96 dBm
Antenna Gain	5G NR n2 : -1.50 dBi 5G NR n5 : -1.70 dBi 5G NR n12 : -2.10 dBi 5G NR n25 : -1.50 dBi 5G NR n41 : -1.70 dBi 5G NR n66 : -1.00 dBi 5G NR n71 : -2.00 dBi
Type of Modulation	CP-OFDM: QPSK / 16QAM / 64QAM / 256QAM DFT-s-OFDM: PI/2 BPSK / QPSK / 16QAM / 64QAM / 256QAM

1.5 Modification of EUT

No modifications are made to the EUT during all test items.



1.6 Maximum ERP/EIRP Power, Frequency Tolerance, and Emission Designator

5G NR n2 (EN DC_66A-n2A)		PI/2 BPSK		QPSK	
BW (MHz)	Frequency Range (MHz)	Emission Designator (99%OBW)	Maximum EIRP(W)	Emission Designator (99%OBW)	Maximum EIRP(W)
5	1852.5 ~ 1907.5	4M50F9W	0.1758	4M56G7D	0.1718
10	1855.0 ~ 1905.0	9M07F9W	0.1758	9M07G7D	0.1767
15	1857.5 ~ 1902.5	13M5F9W	0.1754	13M5G7D	0.1767
20	1860.0 ~ 1900.0	18M3F9W	0.1767	18M4G7D	0.1762
5G NR n2 (EN DC_66A-n2A)		16QAM		64QAM	
BW (MHz)	Frequency Range (MHz)	Emission Designator (99%OBW)	Maximum EIRP(W)	Emission Designator (99%OBW)	Maximum EIRP(W)
5	1852.5 ~ 1907.5	4M51W7D	0.1535	4M50W7D	0.1138
10	1855.0 ~ 1905.0	9M07W7D	0.1507	9M03W7D	0.1136
15	1857.5 ~ 1902.5	13M5W7D	0.1546	13M5W7D	0.1136
20	1860.0 ~ 1900.0	18M4W7D	0.1578	18M4W7D	0.1208
5G NR n2 (EN DC_66A-n2A)		256QAM			
BW (MHz)	Frequency Range (MHz)	Emission Designator (99%OBW)		Maximum EIRP(W)	
5	1852.5 ~ 1907.5	4M51W7D		0.0712	
10	1855.0 ~ 1905.0	9M03W7D		0.0696	
15	1857.5 ~ 1902.5	13M5W7D		0.0712	
20	1860.0 ~ 1900.0	18M3W7D		0.0702	
Frequency Tolerance (ppm)		0.0021			



5G NR n5 (EN DC_66A-n5A)		PI/2 BPSK		QPSK	
BW (MHz)	Frequency Range (MHz)	Emission Designator (99%OBW)	Maximum ERP(W)	Emission Designator (99%OBW)	Maximum ERP(W)
5	826.5 ~ 846.5	4M48F9W	0.0938	4M51G7D	0.0902
10	829.0 ~ 844.0	9M07F9W	0.0933	9M03G7D	0.0845
15	831.5 ~ 841.5	13M5F9W	0.0935	13M5G7D	0.0841
20	834.0 ~ 839.0	18M5F9W	0.0914	18M4G7D	0.082
5G NR n5 (EN DC_66A-n5A)		16QAM		64QAM	
BW (MHz)	Frequency Range (MHz)	Emission Designator (99%OBW)	Maximum ERP(W)	Emission Designator (99%OBW)	Maximum ERP(W)
5	826.5 ~ 846.5	4M51W7D	0.0782	4M49W7D	0.0514
10	829.0 ~ 844.0	9M07W7D	0.0679	9M07W7D	0.053
15	831.5 ~ 841.5	13M5W7D	0.069	13M5W7D	0.0522
20	834.0 ~ 839.0	18M3W7D	0.0673	18M3W7D	0.0555
5G NR n5 (EN DC_66A-n5A)		256QAM			
BW (MHz)	Frequency Range (MHz)	Emission Designator (99%OBW)		Maximum ERP(W)	
5	826.5 ~ 846.5	4M48W7D		0.034	
10	829.0 ~ 844.0	9M07W7D		0.0329	
15	831.5 ~ 841.5	13M5W7D		0.0335	
20	834.0 ~ 839.0	18M4W7D		0.032	
Frequency Tolerance (ppm)		0.0022			



5G NR n12 (EN DC_2A-n12A)		PI/2 BPSK		QPSK	
BW (MHz)	Frequency Range (MHz)	Emission Designator (99%OBW)	Maximum ERP(W)	Emission Designator (99%OBW)	Maximum ERP(W)
5	701.5 ~ 713.5	4M50F9W	0.0719	4M50G7D	0.0701
10	704.0 ~ 711.5	9M07F9W	0.0914	9M07G7D	0.0877
15	706.5 ~ 708.5	13M5F9W	0.0726	13M5G7D	0.0718
5G NR n12 (EN DC_2A-n12A)		16QAM		64QAM	
BW (MHz)	Frequency Range (MHz)	Emission Designator (99%OBW)	Maximum ERP(W)	Emission Designator (99%OBW)	Maximum ERP(W)
5	701.5 ~ 713.5	4M52W7D	0.0665	4M50W7D	0.0719
10	704.0 ~ 711.5	9M05W7D	0.0824	9M01W7D	0.0787
15	706.5 ~ 708.5	13M5W7D	0.0679	13M5W7D	0.0647
5G NR n12 (EN DC_2A-n12A)		256QAM			
BW (MHz)	Frequency Range (MHz)	Emission Designator (99%OBW)		Maximum ERP(W)	
5	701.5 ~ 713.5	4M49W7D		0.0655	
10	704.0 ~ 711.5	9M05W7D		0.0824	
15	706.5 ~ 708.5	13M5W7D		0.0586	
Frequency Tolerance (ppm)		0.0017			



5G NR n25 (EN DC_66A-n25A)		PI/2 BPSK		QPSK	
BW (MHz)	Frequency Range (MHz)	Emission Designator (99%OBW)	Maximum EIRP(W)	Emission Designator (99%OBW)	Maximum EIRP(W)
5	1852.5 ~ 1912.5	4M49F9W	0.1746	4M53G7D	0.1758
10	1855.0 ~ 1910.0	9M10F9W	0.1758	9M07G7D	0.1734
15	1857.5 ~ 1907.5	13M5F9W	0.1758	13M5G7D	0.1758
20	1860.0 ~ 1905.0	18M3F9W	0.1746	18M3G7D	0.1779
5G NR n25 (EN DC_66A-n25A)		16QAM		64QAM	
BW (MHz)	Frequency Range (MHz)	Emission Designator (99%OBW)	Maximum EIRP(W)	Emission Designator (99%OBW)	Maximum EIRP(W)
5	1852.5 ~ 1912.5	4M52W7D	0.1634	4M50W7D	0.1167
10	1855.0 ~ 1910.0	9M05W7D	0.1750	9M05W7D	0.1178
15	1857.5 ~ 1907.5	13M5W7D	0.1596	13M5W7D	0.1157
20	1860.0 ~ 1905.0	18M4W7D	0.1578	18M3W7D	0.1184
5G NR n25 (EN DC_66A-n25A)		256QAM			
BW (MHz)	Frequency Range (MHz)	Emission Designator (99%OBW)		Maximum EIRP(W)	
5	1852.5 ~ 1912.5	4M49W7D		0.0702	
10	1855.0 ~ 1910.0	9M07W7D		0.0727	
15	1857.5 ~ 1907.5	13M5W7D		0.0733	
20	1860.0 ~ 1905.0	18M3W7D		0.0710	
Frequency Tolerance (ppm)		0.0023			



5G NR n41 (EN DC_25A-n41A)		PI/2 BPSK		QPSK	
BW (MHz)	Frequency Range (MHz)	Emission Designator (99%OBW)	Maximum EIRP(W)	Emission Designator (99%OBW)	Maximum EIRP(W)
20	2506.02 ~ 2679.99	18M5F9W	0.3358	18M5G7D	0.3304
40	2516.01 ~ 2670.00	36M0F9W	0.3350	36M0G7D	0.3304
50	2521.02 ~ 2664.99	46M0F9W	0.3335	46M0G7D	0.3084
60	2526.00 ~ 2659.98	59M0F9W	0.3207	58M7G7D	0.3244
80	2536.02 ~ 2649.99	78M0F9W	0.3297	77M5G7D	0.3141
90	2541.00 ~ 2644.98	86M1F9W	0.2832	109M0G7D	0.2589
100	2546.01 ~ 2640.00	93M7F9W	0.3350	96M7G7D	0.3163
5G NR n41 (EN DC_25A-n41A)		16QAM		64QAM	
BW (MHz)	Frequency Range (MHz)	Emission Designator (99%OBW)	Maximum EIRP(W)	Emission Designator (99%OBW)	Maximum EIRP(W)
20	2506.02 ~ 2679.99	18M5W7D	0.2625	18M5W7D	0.1897
40	2516.01 ~ 2670.00	36M0W7D	0.2680	36M0W7D	0.1893
50	2521.02 ~ 2664.99	46M3W7D	0.2405	46M1W7D	0.1897
60	2526.00 ~ 2659.98	58M5W7D	0.2489	58M5W7D	0.1893
80	2536.02 ~ 2649.99	77M5W7D	0.2433	77M7W7D	0.1932
90	2541.00 ~ 2644.98	110M8W7D	0.2153	111M7W7D	0.1683
100	2546.01 ~ 2640.00	96M7W7D	0.2455	96M7W7D	0.1884
5G NR n41 (EN DC_25A-n41A)		256QAM			
BW (MHz)	Frequency Range (MHz)	Emission Designator (99%OBW)		Maximum EIRP(W)	
20	2506.02 ~ 2679.99	18M6W7D		0.1197	
40	2516.01 ~ 2670.00	36M0W7D		0.1197	
50	2521.02 ~ 2664.99	46M0W7D		0.1117	
60	2526.00 ~ 2659.98	58M6W7D		0.1154	
80	2536.02 ~ 2649.99	77M4W7D		0.1125	
90	2541.00 ~ 2644.98	94M1W7D		0.0953	
100	2546.01 ~ 2640.00	96M9W7D		0.1084	
Frequency Tolerance (ppm)		0.0023			



5G NR n66 (EN DC_5A-n66A)		PI/2 BPSK		QPSK	
BW (MHz)	Frequency Range (MHz)	Emission Designator (99%OBW)	Maximum EIRP(W)	Emission Designator (99%OBW)	Maximum EIRP(W)
5	1712.5 ~ 1777.5	5M17F9W	0.1946	5M10G7D	0.1977
10	1715.0 ~ 1775.0	9M91F9W	0.1955	9M93G7D	0.1941
15	1717.5 ~ 1772.5	14M4F9W	0.1946	14M3G7D	0.1955
20	1720.0 ~ 1770.0	18M3F9W	0.1946	18M4G7D	0.1937
5G NR n66 (EN DC_5A-n66A)		16QAM		64QAM	
BW (MHz)	Frequency Range (MHz)	Emission Designator (99%OBW)	Maximum EIRP(W)	Emission Designator (99%OBW)	Maximum EIRP(W)
5	1712.5 ~ 1777.5	5M15W7D	0.1730	5M09W7D	0.1277
10	1715.0 ~ 1775.0	9M91W7D	0.1722	9M97W7D	0.1292
15	1717.5 ~ 1772.5	14M4W7D	0.1746	14M4W7D	0.1262
20	1720.0 ~ 1770.0	18M4W7D	0.1683	18M3W7D	0.1274
5G NR n66 (EN DC_5A-n66A)		256QAM			
BW (MHz)	Frequency Range (MHz)	Emission Designator (99%OBW)		Maximum EIRP(W)	
5	1712.5 ~ 1777.5	5M17W7D		0.0780	
10	1715.0 ~ 1775.0	9M87W7D		0.0798	
15	1717.5 ~ 1772.5	14M5W7D		0.0797	
20	1720.0 ~ 1770.0	18M3W7D		0.0815	
Frequency Tolerance (ppm)		0.0023			



5G NR n71 (EN DC_66A-n71A)		PI/2 BPSK		QPSK	
BW (MHz)	Frequency Range (MHz)	Emission Designator (99%OBW)	Maximum ERP(W)	Emission Designator (99%OBW)	Maximum ERP(W)
5	665.5 ~ 695.5	4M48F9W	0.0608	4M49G7D	0.0659
10	668.0 ~ 693.0	9M10F9W	0.0743	9M30G7D	0.0752
15	670.5 ~ 690.5	13M5F9W	0.076	13M5G7D	0.0759
20	673.0 ~ 688.0	18M3F9W	0.0753	18M5G7D	0.0759
5G NR n71 (EN DC_66A-n71A)		16QAM		64QAM	
BW (MHz)	Frequency Range (MHz)	Emission Designator (99%OBW)	Maximum ERP(W)	Emission Designator (99%OBW)	Maximum ERP(W)
5	665.5 ~ 695.5	4M48W7D	0.0582	4M50W7D	0.056
10	668.0 ~ 693.0	9M03W7D	0.0721	9M11W7D	0.0676
15	670.5 ~ 690.5	13M5W7D	0.0755	13M5W7D	0.0705
20	673.0 ~ 688.0	18M3W7D	0.0757	18M5W7D	0.07
5G NR n71 (EN DC_66A-n71A)		256QAM			
BW (MHz)	Frequency Range (MHz)	Emission Designator (99%OBW)		Maximum ERP(W)	
5	665.5 ~ 695.5	4M49W7D		0.0634	
10	668.0 ~ 693.0	9M07W7D		0.0634	
15	670.5 ~ 690.5	13M5W7D		0.0635	
20	673.0 ~ 688.0	18M4W7D		0.0665	
Frequency Tolerance (ppm)		0.0021			



1.7 Testing Location

Sporton International (Kunshan) Inc. is accredited to ISO/IEC 17025:2017 by American Association for Laboratory Accreditation with Certificate Number 5145.02.

Test Firm	Sporton International (Kunshan) Inc.		
Test Site Location	No. 1098, Pengxi North Road, Kunshan Economic Development Zone Jiangsu Province 215300 People's Republic of China TEL : +86-512-57900158 FAX : +86-512-57900958		
Test Site No.	Sporton Site No.	FCC Designation No.	FCC Test Firm Registration No.
	03CH04-KS TH01-KS	CN1257	314309

1.8 Test Software

Item	Site	Manufacture	Name	Version
1.	03CH04-KS	AUDIX	E3	6.2009-8-24a

1.9 Applicable Standards

According to the specifications of the manufacturer, the EUT must comply with the requirements of the following standards:

- 47 CFR Part 2, 22, 24, 27
- ANSI C63.26-2015
- FCC KDB 971168 D01 Power Meas License Digital Systems v03r01
- FCC KDB 412172 D01 Determining ERP and EIRP v01r01

Remark:

All test items were verified and recorded according to the standards and without any deviation during the test.




2 Test Configuration of Equipment Under Test

2.1 Test Mode

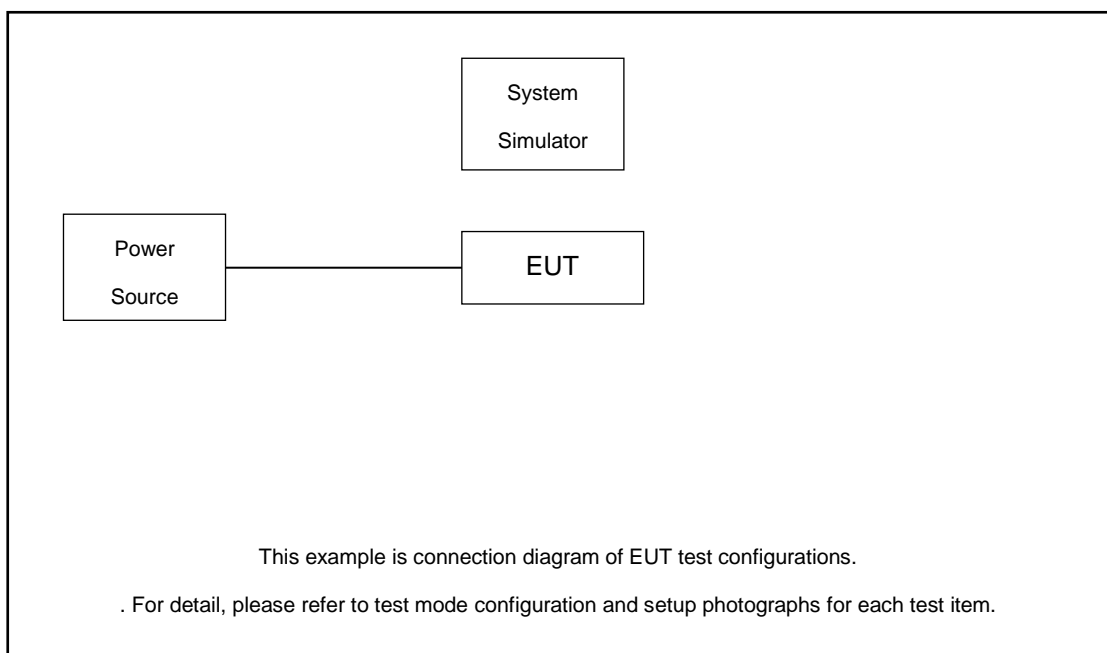
Antenna port conducted and radiated test items are performed according to KDB 971168 D01 Power Meas License Digital Systems v03r01 with maximum output power.

For radiated measurement, pre-scanned in three orthogonal panels, X, Y, Z. The worst cases (Y plane) were recorded in this report.

The device is investigated from 30MHz to 10 times of fundamental signal for radiated spurious emission test under different RB size/offset and modulations in exploratory test. Subsequently, only the worst case emissions are reported.

	X Plane	Y Plane	Z Plane
Orthogonal Planes of EUT			

2.2 Connection Diagram of Test System





2.3 Support Unit used in test configuration and system

Item	Equipment	Trade Name	Model No.	FCC ID	Data Cable	Power Cord
1.	DC Power Supply	GW	GPS-3030D	N/A	N/A	Unshielded, 1.8 m
2.	NR Base Station	Keysight	E7515B	N/A	N/A	Unshielded, 1.8 m
3.	Fixture	INTEL	NGFF Card Carrier	N/A	N/A	N/A

2.4 Measurement Results Explanation Example

For all conducted test items:

The offset level is set in the spectrum analyzer to compensate the RF cable loss and attenuator factor between EUT conducted output port and spectrum analyzer. With the offset compensation, the spectrum analyzer reading level is exactly the EUT RF output level.

The spectrum analyzer offset is derived from RF cable loss

$$\text{Offset} = \text{RF cable loss}$$

Following shows an offset computation example with cable loss 4.3 dB.

Example :

$$\begin{aligned} \text{Offset(dB)} &= \text{RF cable loss(dB)}. \\ &= 4.3 \text{ (dB)} \end{aligned}$$


3 Conducted Test Items

3.1 Measuring Instruments

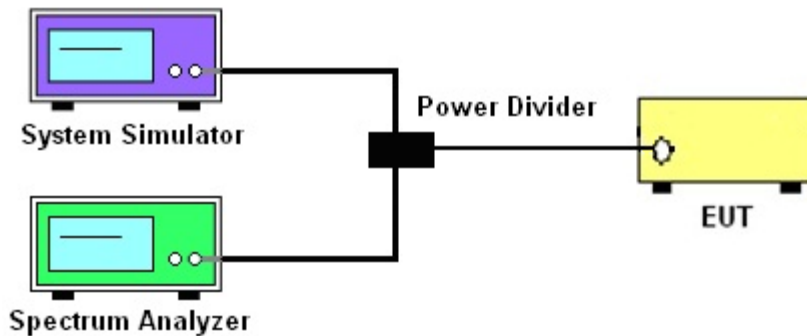
See list of measuring instruments of this test report.

3.2 Test Setup

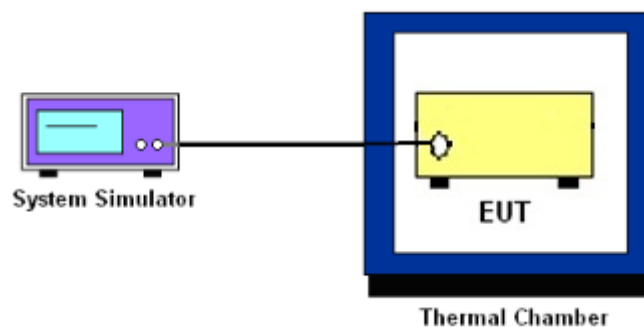
3.2.1 Conducted Output Power



3.2.2 Peak-to-Average Ratio, Occupied Bandwidth ,Conducted Band-Edge and Conducted Spurious Emission



3.2.3 Frequency Stability



3.3 Test Result of Conducted Test

Please refer to Appendix A.



3.4 Conducted Output Power and ERP/EIRP

3.4.1 Description of the Conducted Output Power Measurement and ERP/EIRP Measurement

A system simulator was used to establish communication with the EUT. Its parameters were set to force the EUT transmitting at maximum output power. The measured power in the radio frequency on the transmitter output terminals shall be reported.

The ERP of mobile transmitters must not exceed 7 Watts for 5G NR n5.

The ERP of mobile transmitters must not exceed 3 Watts for 5G NR n12 and n71.

The EIRP of mobile transmitters must not exceed 2 Watts for 5G NR n2, n25 and n41.

The EIRP of mobile transmitters must not exceed 1 Watts for 5G NR n66.

According to KDB 412172 D01 Power Approach,

$EIRP = P_T + G_T - L_C$, $ERP = EIRP - 2.15$, where

P_T = transmitter output power in dBm

G_T = gain of the transmitting antenna in dBi

L_C = signal attenuation in the connecting cable between the transmitter and antenna in dB

3.4.2 Test Procedures

1. The testing follows ANSI C63.26 Section 5.2
2. The transmitter output port was connected to the system simulator.
3. Set EUT at maximum power through the system simulator.
4. Select lowest, middle, and highest channels for each band and different modulation.
5. Measure and record the power level from the system simulator.



3.5 Peak-to-Average Ratio

3.5.1 Description of the PAR Measurement

Power Complementary Cumulative Distribution Function (CCDF) curves provide a means for characterizing the power peaks of a digitally modulated signal on a statistical basis. A CCDF curve depicts the probability of the peak signal amplitude exceeding the average power level. Most contemporary measurement instrumentation include the capability to produce CCDF curves for an input signal provided that the instrument's resolution bandwidth can be set wide enough to accommodate the entire input signal bandwidth. In measuring transmissions in this band using an average power technique, the peak-to-average ratio (PAR) of the transmission may not exceed 13 dB.

3.5.2 Test Procedures

1. The testing follows ANSI C63.26 Section 5.2.3.4 (CCDF).
2. The EUT was connected to spectrum and system simulator via a power divider.
3. Set the CCDF (Complementary Cumulative Distribution Function) option in spectrum analyzer.
4. The highest RF powers were measured and recorded the maximum PAPR level associated with a probability of 0.1 %.
5. Record the deviation as Peak to Average Ratio.



3.6 Occupied Bandwidth

3.6.1 Description of Occupied Bandwidth Measurement

The occupied bandwidth is the width of a frequency band such that, below the lower and above the upper frequency limits, the mean powers emitted are each equal to a specified percentage 0.5% of the total mean transmitted power.

The 26 dB emission bandwidth is defined as the frequency range between two points, one above and one below the carrier frequency, at which the spectral density of the emission is attenuated 26 dB below the maximum in-band spectral density of the modulated signal. Spectral density (power per unit bandwidth) is to be measured with a detector of resolution bandwidth equal to approximately 1.0% of the emission bandwidth.

3.6.2 Test Procedures

1. The testing follows ANSI C63.26 Section 5.4
2. The EUT was connected to spectrum analyzer and system simulator via a power divider.
3. The spectrum analyzer center frequency is set to the nominal EUT channel center frequency. The span range for the spectrum analyzer shall be between two and five times the anticipated OBW.
4. The nominal resolution bandwidth (RBW) shall be in the range of 1 to 5 % of the anticipated OBW, and the VBW shall be at least 3 times the RBW.
5. Set the detection mode to peak, and the trace mode to max hold.
6. Determine the reference value: Set the EUT to transmit a modulated signal. Allow the trace to stabilize. Set the spectrum analyzer marker to the highest level of the displayed trace.
(this is the reference value)
7. Determine the “-26 dB down amplitude” as equal to (Reference Value – X).
8. Place two markers, one at the lowest and the other at the highest frequency of the envelope of the spectral display such that each marker is at or slightly below the “-X dB down amplitude” determined in step 6. If a marker is below this “-X dB down amplitude” value it shall be placed as close as possible to this value. The OBW is the positive frequency difference between the two markers.
9. Use the 99 % power bandwidth function of the spectrum analyzer and report the measured bandwidth.



3.7 Conducted Band Edge

3.7.1 Description of Conducted Band Edge Measurement

22.917(a)

For operations in the 824 – 849 MHz band, the FCC limit is $43 + 10\log_{10}(P[\text{Watts}])$ dB below the transmitter power P(Watts) in a 100kHz bandwidth. However, in the 1MHz bands immediately outside and adjacent to the licensee's frequency block, a resolution bandwidth of at least one percent of the emission bandwidth of the fundamental emission of the transmitter may be employed.

24.238 (a)

For operations in the 1850-1910 and 1930-1990 MHz band, the FCC limit is $43 + 10\log_{10}(P[\text{Watts}])$ dB below the transmitter power P(Watts) in a 1MHz bandwidth. However, in the 1 MHz bands immediately outside and adjacent to the frequency block a resolution bandwidth of at least one percent of the emission bandwidth of the fundamental emission of the transmitter may be employed.

27.53 (c)

For operations in the 776-788 MHz band, the FCC limit is $43 + 10\log_{10}(P[\text{Watts}])$ dB below the transmitter power P(Watts) in a 100 kHz bandwidth. However, in the 100 kHz bands immediately outside and adjacent to the frequency block, a resolution bandwidth of at least 30 kHz may be employed. In addition, the power of any unwanted emissions in any 6.25 kHz bandwidth for all frequencies between 763-775 MHz and 793-806 MHz shall be attenuated below the transmitter power, P (dBW), by at least $65 + 10 \log_{10} p(\text{watts})$, dB, for mobile and portable equipment.

27.53 (g)

For operations in the 600MHz band and 698 -746 MHz band, the FCC limit is $43 + 10\log_{10}(P[\text{Watts}])$ dB below the transmitter power P(Watts) in a 100 kHz bandwidth. However, in the 100 kilohertz bands immediately outside and adjacent to a licensee's frequency block, a resolution bandwidth of at least 30 kHz may be employed.



27.53(m)(4)

For mobile digital stations, the attenuation factor shall be not less than $40 + 10 \log (P)$ dB on all frequencies between the channel edge and 5 megahertz from the channel edge, $43 + 10 \log (P)$ dB on all frequencies between 5 megahertz and X megahertz from the channel edge, and $55 + 10 \log (P)$ dB on all frequencies more than X megahertz from the channel edge, where X is the greater of 6 megahertz or the actual emission bandwidth as defined in paragraph (m)(6) of this section. In addition, the attenuation factor shall not be less that $43 + 10 \log (P)$ dB on all frequencies between 2490.5 MHz and 2496 MHz and $55 + 10 \log (P)$ dB at or below 2490.5 MHz. Mobile Satellite Service licensees operating on frequencies below 2495 MHz may also submit a documented interference complaint against BRS licensees operating on channel BRS Channel 1 on the same terms and conditions as adjacent channel BRS or EBS licensees.

3.7.2 Test Procedures

1. The testing follows ANSI C63.26 section 5.7
2. The EUT was connected to spectrum analyzer and system simulator via a power divider.
3. The band edges of low and high channels for the highest RF powers were measured.
4. Set RBW \geq 1% EBW in the 1MHz band immediately outside and adjacent to the band edge.
5. Beyond the 1 MHz band from the band edge, RBW=1MHz was used.
6. Set spectrum analyzer with RMS detector.
7. The RF fundamental frequency should be excluded against the limit line in the operating frequency band.
8. Checked that all the results comply with the emission limit line.

Example:

$$\begin{aligned} &\text{The limit line is derived from } 43 + 10\log(P)\text{dB below the transmitter power } P(\text{Watts}) \\ &= P(\text{W}) - [43 + 10\log(P)] \text{ (dB)} \\ &= [30 + 10\log(P)] \text{ (dBm)} - [43 + 10\log(P)] \text{ (dB)} = -13\text{dBm}. \end{aligned}$$

9. For 5G NR n41, the other 40 dB, and 55 dB have additionally applied same calculation above.



3.8 Conducted Spurious Emission

3.8.1 Description of Conducted Spurious Emission Measurement

The power of any emission outside of the authorized operating frequency ranges must be lower than the transmitter power (P) by a factor of at least $43 + 10 \log (P)$ dB.

For 5G NR n41:

The power of any emission outside of the authorized operating frequency ranges must be lower than the transmitter power (P) by a factor of at least $55 + 10 \log (P)$ dB.

It is measured by means of a calibrated spectrum analyzer and scanned from 30 MHz up to a frequency including its 10th harmonic.

3.8.2 Test Procedures

1. The testing follows ANSI C63.26 section 5.7
2. The EUT was connected to spectrum analyzer and system simulator via a power divider.
3. The RF output of EUT was connected to the spectrum analyzer by RF cable and attenuator. The path loss was compensated to the results for each measurement.
4. The middle channel for the highest RF power within the transmitting frequency was measured.
5. The conducted spurious emission for the whole frequency range was taken.
6. Make the measurement with the spectrum analyzer's RBW = 1MHz, VBW = 3MHz.
7. Set spectrum analyzer with RMS detector.
8. Taking the record of maximum spurious emission.
9. The RF fundamental frequency should be excluded against the limit line in the operating frequency band.
10. The limit line is derived from $43 + 10\log(P)$ dB below the transmitter power P(Watts)
 $= P(W) - [43 + 10\log(P)]$ (dB)
 $= [30 + 10\log(P)]$ (dBm) - $[43 + 10\log(P)]$ (dB)
 $= -13$ dBm.
11. For 5G NR n41
The limit line is derived from $55 + 10\log(P)$ dB below the transmitter power P(Watts)
 $= P(W) - [55 + 10\log(P)]$ (dB)
 $= [30 + 10\log(P)]$ (dBm) - $[55 + 10\log(P)]$ (dB)
 $= -25$ dBm.



3.9 Frequency Stability

3.9.1 Description of Frequency Stability Measurement

The frequency stability shall be measured by variation of ambient temperature and variation of primary supply voltage to ensure that the fundamental emission stays within the authorized frequency block. The frequency stability of the transmitter shall be maintained within $\pm 0.00025\%$ ($\pm 2.5\text{ppm}$) of the center frequency.

3.9.2 Test Procedures for Temperature Variation

1. The testing follows ANSI C63.26 section 5.6.4
2. The EUT was set up in the thermal chamber and connected with the system simulator.
3. With power OFF, the temperature was decreased to -30°C and the EUT was stabilized before testing. Power was applied and the maximum change in frequency was recorded within one minute.
4. With power OFF, the temperature was raised in 10°C step up to 50°C . The EUT was stabilized at each step for at least half an hour. Power was applied and the maximum frequency change was recorded within one minute.

3.9.3 Test Procedures for Voltage Variation

1. The testing follows ANSI C63.26 section 5.6.5
2. The EUT was placed in a temperature chamber at $20\pm 5^{\circ}\text{C}$ and connected with the system simulator.
3. The power supply voltage to the EUT was varied from 85% to 115% of the nominal value for other than hand carried battery equipment.
4. For hand carried, battery powered equipment, reduce the primary ac or dc supply voltage to the battery operating end point, which shall be specified by the manufacturer.
5. The variation in frequency was measured for the worst case.

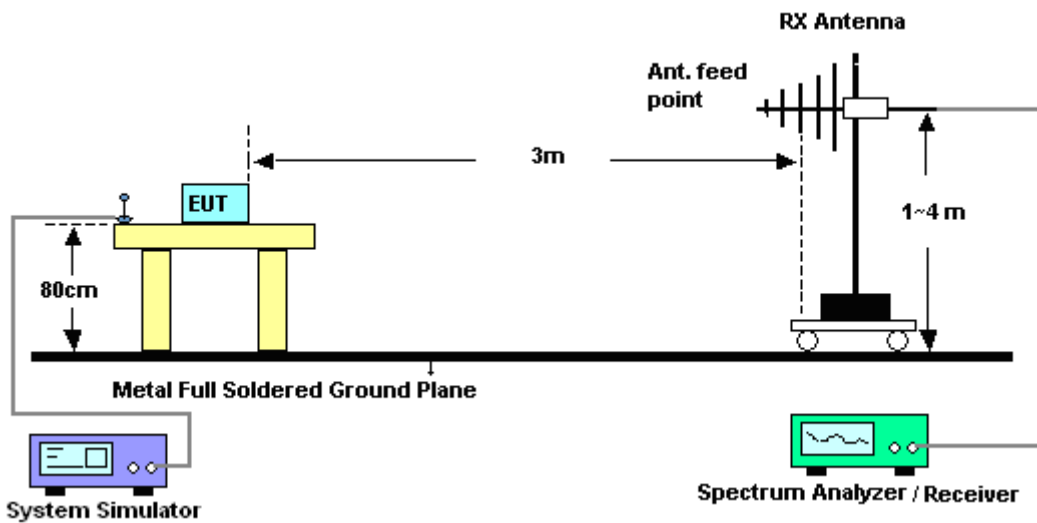
4 Radiated Test Items

4.1 Measuring Instruments

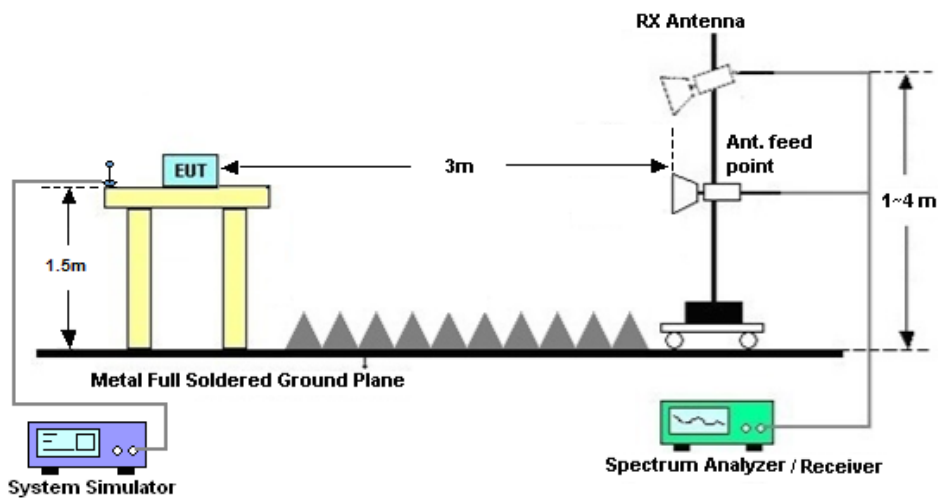
See list of measuring instruments of this test report.

4.2 Test Setup

4.2.1 For radiated test from 30MHz to 1GHz



4.2.2 For radiated test above 1GHz



4.3 Test Result of Radiated Test

Please refer to Appendix B.



4.4 Radiated Spurious Emission

4.4.1 Description of Radiated Spurious Emission

The radiated spurious emission was measured by substitution method according to ANSI C63.26. The power of any emission outside of the authorized operating frequency ranges must be attenuated below the transmitter power (P) by a factor of at least $43 + 10 \log (P)$ dB.

For 5G NR n41

The power of any emission outside of the authorized operating frequency ranges must be attenuated below the transmitter power (P) by a factor of at least $55 + 10 \log (P)$ dB.

The spectrum is scanned from 30 MHz up to a frequency including its 10th harmonic.

4.4.2 Test Procedures

1. The testing follows ANSI C63.26 Section 5.5
2. The EUT was placed on a turntable with 0.8 meter height for frequency below 1GHz and 1.5 meter height for frequency above 1GHz respectively above ground.
3. The EUT was set 3 meters from the receiving antenna mounted on the antenna tower.
4. The table was rotated 360 degrees to determine the position of the highest spurious emission.
5. The height of the receiving antenna is varied between 1m to 4m to search the maximum spurious emission for both horizontal and vertical polarizations.
6. During the measurement, the system simulator parameters were set to force the EUT transmitting at maximum output power.
7. Make the measurement with the spectrum analyzer's RBW = 1MHz, VBW = 3MHz, taking the record of maximum spurious emission.
8. A horn antenna was substituted in place of the EUT and was driven by a signal generator.
9. Tune the output power of signal generator to the same emission level with EUT maximum spurious emission.
10. $EIRP (dBm) = S.G. Power - Tx Cable Loss + Tx Antenna Gain$
11. $ERP (dBm) = EIRP - 2.15$
12. The RF fundamental frequency should be excluded against the limit line in the operating frequency band.

The limit line is derived from $43 + 10\log(P)$ dB below the transmitter power P(Watts)
 $= P(W) - [43 + 10\log(P)] (dB)$
 $= [30 + 10\log(P)] (dBm) - [43 + 10\log(P)] (dB)$
 $= -13dBm.$

13. For 5G NR n41:

The limit line is derived from $55 + 10\log(P)$ dB below the transmitter power P(Watts)The limit line is derived from $55 + 10\log(P)$ dB below the transmitter power P(Watts)



5 List of Measuring Equipment

Instrument	Manufacturer	Model No.	Serial No.	Characteristics	Calibration Date	Test Date	Due Date	Remark
Spectrum Analyzer	R&S	FSV40	101040	10Hz~40GHz	Nov. 02, 2019	May 24, 2020~ May 27, 2020	Nov. 01, 2020	Conducted (TH01-KS)
Thermal Chamber	Ten Billion	TTC-B3S	TBN-960502	-40~+150°C	Oct. 28, 2019	May 24, 2020~ May 27, 2020	Oct. 27, 2020	Conducted (TH01-KS)
EXA Spectrum Analyzer	Keysight	N9010A	MY55150244	10Hz-44G,MAX 30dB	Apr. 15, 2020	May 24, 2020	Apr. 14, 2021	Radiation (03CH04-KS)
Bilog Antenna	TeseQ	CBL6111D	49922	30MHz-1GHz	May 30, 2019	May 24, 2020	May 29, 2020	Radiation (03CH04-KS)
Horn Antenna	Schwarzbeck	BBHA9120D	1356	1GHz~18GHz	Apr. 20, 2020	May 24, 2020	Apr. 19, 2021	Radiation (03CH04-KS)
SHF-EHF Horn	Com-power	AH-840	101115	18GHz~40GHz	Nov. 10, 2019	May 24, 2020	Nov. 09, 2020	Radiation (03CH04-KS)
Amplifier	SONOMA	310N	187289	9KHz-1GHz	Aug. 06, 2019	May 24, 2020	Aug. 05, 2020	Radiation (03CH04-KS)
Amplifier	MITEQ	EM18G40G GA	060728	18~40GHz	Jan. 08, 2020	May 24, 2020	Jan. 07, 2021	Radiation (03CH04-KS)
high gain Amplifier	MITEQ	AMF-7D-00 101800-30-1 QP	2025788	1Ghz-18Ghz	Aug. 16, 2019	May 24, 2020	Aug. 15, 2020	Radiation (03CH04-KS)
Amplifier	Keysight	83017A	MY57280106	500MHz~26.5GHz	Oct. 15, 2019	May 24, 2020	Oct. 14, 2020	Radiation (03CH04-KS)
AC Power Source	Chroma	61601	F104090004	N/A	NCR	May 24, 2020	NCR	Radiation (03CH04-KS)
Turn Table	ChamPro	EM 1000-T	060762-T	0~360 degree	NCR	May 24, 2020	NCR	Radiation (03CH04-KS)
Antenna Mast	ChamPro	EM 1000-A	060762-A	1 m~4 m	NCR	May 24, 2020	NCR	Radiation (03CH04-KS)

NCR: No Calibration Required



6 Uncertainty of Evaluation

The measurement uncertainties shown below were calculated in accordance with the requirements of ANSI 63.26-2015. All the measurement uncertainty value were shown with a coverage K=2 to indicate 95% level of confidence. The measurement data show herein meets or exceeds the CISPR measurement uncertainty values specified in CISPR 16-4-2 and can be compared directly to specified limit to determine compliance.

Uncertainty of Radiated Emission Measurement (30 MHz ~ 1000 MHz)

Measuring Uncertainty for a Level of Confidence of 95% (U = 2Uc(y))	3.3dB
---	-------

Uncertainty of Radiated Emission Measurement (1 GHz ~ 18 GHz)

Measuring Uncertainty for a Level of Confidence of 95% (U = 2Uc(y))	2.8dB
---	-------

Uncertainty of Radiated Emission Measurement (18 GHz ~ 40 GHz)

Measuring Uncertainty for a Level of Confidence of 95% (U = 2Uc(y))	2.8dB
---	-------



Appendix A. Test Results of Conducted Test

Conducted Output Power(Average power)

Modulation CP-OFDM

NR n2 Maximum Average Power [dBm]						
BW [MHz]	RB Size	RB Offset	Mod	Lowest	Middle	Highest
5	1	1	QPSK	22.21	22.31	22.09
5	1	23		22.50	22.59	22.23
5	13	6		22.42	22.56	22.27
5	1	0		21.04	21.27	20.86
5	1	24		21.28	21.22	20.82
5	25	0		21.09	21.33	20.89
5	1	1	16-QAM	21.81	21.96	21.75
5	1	23		21.97	22.17	22.13
5	13	6		22.01	22.17	21.92
5	1	0		20.95	20.98	20.84
5	1	24		21.00	21.02	20.95
5	25	0		21.17	21.31	20.98
5	1	1	64-QAM	20.60	20.62	20.29
5	1	23		20.65	20.73	20.67
5	13	6		20.71	20.73	20.49
5	1	0		20.58	20.61	20.68
5	1	24		20.77	20.88	20.69
5	25	0		20.85	20.83	20.44
5	1	1	256-QAM	17.67	17.93	17.57
5	1	23		17.81	17.93	17.48
5	13	6		17.91	17.83	17.43
5	1	0		17.85	17.77	17.65
5	1	24		17.87	17.86	17.60
5	25	0		17.90	17.88	17.51



NR n2 Maximum Average Power [dBm]						
BW [MHz]	RB Size	RB Offset	Mod	Lowest	Middle	Highest
10	1	1	QPSK	22.24	22.33	22.26
10	1	50		22.47	22.50	22.25
10	26	13		22.50	22.60	22.42
10	1	0		21.03	21.07	20.93
10	1	51		21.00	21.06	20.76
10	52	0		21.13	21.23	20.93
10	1	1	16-QAM	21.79	22.19	22.07
10	1	50		21.96	22.27	21.74
10	26	13		22.06	22.03	21.89
10	1	0		21.15	21.13	21.06
10	1	51		21.26	21.17	20.96
10	52	0		21.12	21.12	20.91
10	1	1	64-QAM	20.49	20.49	20.68
10	1	50		20.47	20.47	20.63
10	26	13		20.78	20.73	20.53
10	1	0		20.58	20.52	20.72
10	1	51		20.61	20.49	20.18
10	52	0		20.72	20.76	20.50
10	1	1	256-QAM	17.87	17.62	17.68
10	1	50		17.91	17.81	17.54
10	26	13		17.73	17.68	17.44
10	1	0		17.86	17.70	17.58
10	1	51		17.85	17.70	17.37
10	52	0		17.75	17.68	17.61



NR n2 Maximum Average Power [dBm]						
BW [MHz]	RB Size	RB Offset	Mod	Lowest	Middle	Highest
15	1	1	QPSK	22.22	22.36	22.23
15	1	77		21.06	21.10	20.92
15	39	19		21.12	21.24	20.96
15	1	0		21.12	21.21	20.96
15	1	78		21.06	21.10	20.90
15	79	0		21.13	21.79	21.09
15	1	1	16-QAM	21.64	21.92	22.14
15	1	77		21.61	21.35	21.00
15	39	19		21.23	21.31	21.07
15	1	0		21.34	21.28	21.52
15	1	78		21.18	21.35	21.08
15	79	0		21.23	21.26	21.04
15	1	1	64-QAM	20.67	20.65	20.42
15	1	77		20.66	20.64	20.33
15	39	19		20.75	20.88	20.54
15	1	0		20.83	20.61	20.39
15	1	78		20.75	20.66	20.42
15	79	0		20.74	20.86	20.55
15	1	1	256-QAM	17.99	17.83	17.85
15	1	77		18.04	17.90	17.72
15	39	19		17.94	17.90	17.60
15	1	0		17.83	18.03	17.77
15	1	78		18.04	18.01	17.81
15	79	0		17.78	17.89	17.68



NR n2 Maximum Average Power [dBm]						
BW [MHz]	RB Size	RB Offset	Mod	Lowest	Middle	Highest
20	1	1	QPSK	22.41	22.36	22.34
20	1	104		22.65	22.64	22.33
20	53	26		22.71	22.58	22.50
20	1	0		21.27	21.27	21.18
20	1	105		21.25	21.21	20.90
20	106	0		21.26	21.43	21.12
20	1	1	16-QAM	22.09	21.94	22.05
20	1	104		21.52	21.97	21.93
20	53	26		22.19	22.22	22.03
20	1	0		21.21	21.11	21.16
20	1	105		21.19	21.08	21.12
20	106	0		21.27	21.35	21.17
20	1	1	64-QAM	20.96	20.75	20.50
20	1	104		21.03	20.79	20.31
20	53	26		20.87	20.87	20.60
20	1	0		20.98	20.75	20.49
20	1	105		20.96	20.80	20.17
20	106	0		20.80	20.86	20.65
20	1	1	256-QAM	17.91	17.81	17.79
20	1	104		17.89	17.86	17.62
20	53	26		17.90	17.95	17.71
20	1	0		17.93	17.89	17.89
20	1	105		17.85	17.85	17.60
20	106	0		17.89	17.98	17.67



NR n5 Maximum Average Power [dBm]						
BW [MHz]	RB Size	RB Offset	Mod	Lowest	Middle	Highest
5	1	1	QPSK	20.82	20.99	21.25
5	1	23		20.77	21.17	21.50
5	13	6		20.87	21.33	21.51
5	1	0		19.55	20.15	19.86
5	1	24		19.25	19.59	20.23
5	25	0		19.35	19.78	20.01
5	1	1	16-QAM	20.24	20.71	20.09
5	1	23		20.24	20.71	20.27
5	13	6		20.23	20.75	20.89
5	1	0		19.52	19.83	19.80
5	1	24		19.26	19.52	20.07
5	25	0		20.14	19.82	20.12
5	1	1	64-QAM	19.68	19.79	19.09
5	1	23		19.48	19.25	19.31
5	13	6		19.87	19.43	19.67
5	1	0		19.92	19.85	19.17
5	1	24		19.88	19.37	19.60
5	25	0		19.76	19.41	19.61
5	1	1	256-QAM	17.45	16.96	16.64
5	1	23		17.20	16.30	16.83
5	13	6		17.22	16.74	16.92
5	1	0		17.43	16.97	16.62
5	1	24		17.36	16.35	17.04
5	25	0		17.24	16.62	16.92



NR n5 Maximum Average Power [dBm]						
BW [MHz]	RB Size	RB Offset	Mod	Lowest	Middle	Highest
10	1	1	QPSK	20.89	20.84	21.29
10	1	50		21.09	21.46	21.62
10	26	13		20.91	21.20	21.22
10	1	0		20.22	20.15	20.48
10	1	51		20.03	20.08	20.30
10	52	0		20.02	19.59	19.64
10	1	1	16-QAM	19.90	20.81	20.21
10	1	50		19.96	20.07	20.35
10	26	13		20.46	20.77	20.78
10	1	0		20.07	19.74	20.29
10	1	51		20.12	19.48	20.28
10	52	0		19.28	19.63	19.58
10	1	1	64-QAM	19.65	19.24	19.81
10	1	50		19.30	18.66	19.77
10	26	13		18.95	19.49	19.31
10	1	0		19.72	19.31	19.78
10	1	51		19.30	18.74	19.62
10	52	0		18.77	19.07	19.09
10	1	1	256-QAM	17.19	17.26	17.35
10	1	50		16.59	16.15	17.26
10	26	13		16.07	16.57	16.39
10	1	0		17.18	17.34	17.33
10	1	51		16.54	16.09	17.18
10	52	0		15.91	16.24	16.22



NR n5 Maximum Average Power [dBm]						
BW [MHz]	RB Size	RB Offset	Mod	Lowest	Middle	Highest
15	1	1	QPSK	20.79	20.86	20.95
15	1	77		20.74	20.69	21.19
15	39	19		21.04	21.19	21.02
15	1	0		20.29	20.28	20.38
15	1	78		20.22	20.21	20.33
15	79	0		20.16	19.61	19.68
15	1	1	16-QAM	20.51	20.56	20.78
15	1	77		20.16	20.33	20.89
15	39	19		20.62	20.79	20.64
15	1	0		20.28	20.33	20.12
15	1	78		19.59	19.58	20.37
15	79	0		19.53	19.59	19.66
15	1	1	64-QAM	19.84	19.82	19.12
15	1	77		19.22	19.26	19.28
15	39	19		19.11	19.33	19.07
15	1	0		19.86	19.85	19.32
15	1	78		19.22	19.23	19.39
15	79	0		19.08	19.15	19.22
15	1	1	256-QAM	17.35	17.32	17.09
15	1	77		16.64	16.62	17.32
15	39	19		16.33	16.58	16.25
15	1	0		17.29	17.35	17.23
15	1	78		16.58	16.58	17.16
15	79	0		16.26	16.33	16.39



NR n5 Maximum Average Power [dBm]						
BW [MHz]	RB Size	RB Offset	Mod	Lowest	Middle	Highest
20	1	1	QPSK	20.89	20.93	20.93
20	1	104		20.48	21.11	21.24
20	53	26		21.13	21.15	21.21
20	1	0		20.24	20.34	20.23
20	1	105		19.87	20.29	20.25
20	106	0		19.35	19.49	19.54
20	1	1	16-QAM	20.10	20.62	20.18
20	1	104		19.45	20.65	20.26
20	53	26		20.68	20.71	20.72
20	1	0		20.19	20.23	20.25
20	1	105		19.34	20.15	20.37
20	106	0		19.35	19.45	19.53
20	1	1	64-QAM	19.67	19.85	19.63
20	1	104		18.77	19.61	19.86
20	53	26		19.24	19.24	19.28
20	1	0		19.81	19.73	19.76
20	1	105		18.63	19.61	19.68
20	106	0		18.79	18.94	19.00
20	1	1	256-QAM	17.31	17.15	17.25
20	1	104		15.68	16.38	16.82
20	53	26		16.48	16.45	16.49
20	1	0		17.37	17.18	17.27
20	1	105		15.61	16.32	16.72
20	106	0		15.99	16.09	16.19



NR n12 Maximum Average Power [dBm]						
BW [MHz]	RB Size	RB Offset	Mod	Lowest	Middle	Highest
5	1	1	QPSK	23.55	23.54	23.24
5	1	23		23.11	23.01	22.84
5	13	6		23.42	23.39	23.06
5	1	0		23.61	23.51	23.14
5	1	24		22.82	22.92	22.77
5	25	0		23.35	23.22	23.06
5	1	1	16-QAM	23.34	23.22	23.11
5	1	23		22.58	22.69	22.31
5	13	6		23.24	23.14	22.82
5	1	0		23.06	22.98	22.64
5	1	24		22.51	22.43	22.17
5	25	0		22.91	22.90	22.68
5	1	1	64-QAM	22.86	22.94	22.63
5	1	23		22.56	22.41	22.14
5	13	6		22.82	22.85	22.64
5	1	0		22.94	22.94	22.71
5	1	24		22.63	22.43	22.17
5	25	0		22.71	22.79	22.34
5	1	1	256-QAM	22.31	22.22	22.06
5	1	23		21.72	21.71	21.47
5	13	6		22.42	22.39	22.15
5	1	0		22.31	22.24	22.07
5	1	24		21.82	21.76	21.52
5	25	0		22.22	22.19	22.00



NR n12 Maximum Average Power [dBm]						
BW [MHz]	RB Size	RB Offset	Mod	Lowest	Middle	Highest
10	1	1	QPSK	22.72	22.81	22.68
10	1	50		22.26	22.18	21.06
10	26	13		22.62	22.58	22.35
10	1	0		22.92	22.80	22.41
10	1	51		22.16	22.12	21.82
10	52	0		22.51	22.41	22.16
10	1	1	16-QAM	22.63	22.56	20.31
10	1	50		21.95	21.92	21.75
10	26	13		22.31	22.28	22.07
10	1	0		22.45	22.44	22.16
10	1	51		21.93	21.81	21.56
10	52	0		22.31	22.16	22.11
10	1	1	64-QAM	22.51	22.40	20.16
10	1	50		21.82	21.72	21.55
10	26	13		22.19	22.17	21.03
10	1	0		22.41	22.38	22.18
10	1	51		21.83	21.69	21.48
10	52	0		22.01	22.07	21.82
10	1	1	256-QAM	21.92	21.88	21.63
10	1	50		21.36	21.23	21.04
10	26	13		21.82	21.76	21.42
10	1	0		21.84	21.86	21.63
10	1	51		21.35	21.21	21.04
10	52	0		21.72	21.73	21.55



NR n12 Maximum Average Power [dBm]						
BW [MHz]	RB Size	RB Offset	Mod	Lowest	Middle	Highest
15	1	1	QPSK	22.92	22.87	22.54
15	1	77		22.14	22.15	21.82
15	39	19		22.82	22.74	22.61
15	1	0		22.63	22.55	22.16
15	1	78		21.82	21.93	21.68
15	79	0		22.25	22.19	22.00
15	1	1	16-QAM	22.84	22.74	22.41
15	1	77		22.06	21.99	21.63
15	39	19		22.53	22.65	22.26
15	1	0		22.53	22.48	22.18
15	1	78		21.86	21.82	21.62
15	79	0		22.31	22.21	21.87
15	1	1	64-QAM	22.63	22.59	22.16
15	1	77		21.94	21.88	21.63
15	39	19		22.41	22.31	22.07
15	1	0		22.63	22.55	22.16
15	1	78		21.95	21.94	21.66
15	79	0		22.15	22.08	21.74
15	1	1	256-QAM	21.35	21.28	21.08
15	1	77		20.81	20.82	20.55
15	39	19		21.35	21.33	21.06
15	1	0		21.35	21.29	21.01
15	1	78		20.93	20.93	20.66
15	79	0		21.15	21.17	20.87



NR n25 Maximum Average Power [dBm]						
BW [MHz]	RB Size	RB Offset	Mod	Lowest	Middle	Highest
5	1	1	QPSK	22.63	22.66	22.36
5	1	23		22.94	22.92	22.71
5	13	6		22.86	22.98	22.86
5	1	0		21.51	21.59	21.42
5	1	24		21.63	21.52	21.36
5	25	0		21.57	21.55	21.37
5	1	1	16-QAM	22.27	22.13	22.00
5	1	23		22.18	22.19	22.11
5	13	6		22.63	22.58	22.41
5	1	0		21.88	21.75	21.63
5	1	24		21.86	21.78	21.68
5	25	0		21.63	21.59	21.42
5	1	1	64-QAM	21.30	21.28	21.06
5	1	23		21.33	21.31	21.16
5	13	6		21.00	21.10	21.03
5	1	0		21.42	21.34	21.09
5	1	24		21.18	21.31	21.16
5	25	0		21.21	21.06	21.13
5	1	1	256-QAM	18.06	18.12	18.09
5	1	23		18.15	18.14	17.96
5	13	6		18.13	18.08	17.99
5	1	0		18.22	18.20	18.02
5	1	24		18.23	18.17	18.13
5	25	0		18.21	18.18	17.91



NR n25 Maximum Average Power [dBm]						
BW [MHz]	RB Size	RB Offset	Mod	Lowest	Middle	Highest
10	1	1	QPSK	22.68	22.64	22.16
10	1	50		22.93	22.93	22.71
10	26	13		23.11	23.07	22.89
10	1	0		21.21	21.44	21.34
10	1	51		21.33	21.36	21.26
10	52	0		21.41	21.57	21.36
10	1	1	16-QAM	22.65	22.70	22.63
10	1	50		22.82	22.87	22.64
10	26	13		22.35	22.33	22.12
10	1	0		21.83	21.76	21.57
10	1	51		21.72	21.64	21.53
10	52	0		21.66	21.55	21.36
10	1	1	64-QAM	20.86	20.81	20.48
10	1	50		20.55	20.77	21.63
10	26	13		21.03	21.11	21.00
10	1	0		20.71	20.80	20.68
10	1	51		20.56	20.86	20.67
10	52	0		21.03	21.12	21.06
10	1	1	256-QAM	18.03	17.94	17.89
10	1	50		18.11	18.06	17.82
10	26	13		18.16	18.06	17.98
10	1	0		18.17	18.13	18.01
10	1	51		18.08	18.12	18.05
10	52	0		18.06	18.16	18.02



NR n25 Maximum Average Power [dBm]						
BW [MHz]	RB Size	RB Offset	Mod	Lowest	Middle	Highest
15	1	1	QPSK	22.43	22.55	22.33
15	1	77		22.81	22.76	22.50
15	39	19		22.89	22.92	22.60
15	1	0		21.57	21.51	21.07
15	1	78		21.53	21.46	21.06
15	79	0		21.50	21.64	21.23
15	1	1	16-QAM	21.68	22.21	22.19
15	1	77		21.34	22.27	22.27
15	39	19		21.51	22.48	22.03
15	1	0		21.63	21.58	21.13
15	1	78		21.36	21.47	21.17
15	79	0		21.52	21.49	21.12
15	1	1	64-QAM	21.81	20.74	20.49
15	1	77		20.71	20.95	20.47
15	39	19		20.63	20.72	20.73
15	1	0		20.93	20.83	20.52
15	1	78		20.75	20.84	20.49
15	79	0		21.26	21.18	20.76
15	1	1	256-QAM	18.13	18.29	18.11
15	1	77		18.06	18.15	18.03
15	39	19		18.06	18.16	18.07
15	1	0		18.14	18.26	18.20
15	1	78		18.06	18.18	17.96
15	79	0		18.18	18.10	18.12



NR n25 Maximum Average Power [dBm]						
BW [MHz]	RB Size	RB Offset	Mod	Lowest	Middle	Highest
20	1	1	QPSK	22.58	22.63	22.46
20	1	104		22.53	22.85	22.55
20	53	26		22.71	22.98	22.72
20	1	0		21.63	21.57	21.25
20	1	105		21.36	21.43	21.36
20	106	0		21.72	21.64	21.26
20	1	1	16-QAM	22.23	22.47	22.13
20	1	104		22.50	22.40	22.17
20	53	26		22.45	22.46	22.26
20	1	0		22.11	22.08	21.89
20	1	105		21.85	21.89	21.72
20	106	0		21.68	21.62	21.36
20	1	1	64-QAM	21.38	21.42	21.22
20	1	104		21.53	21.48	21.36
20	53	26		21.15	21.20	21.03
20	1	0		21.63	21.42	21.19
20	1	105		21.50	21.31	21.33
20	106	0		21.21	21.17	21.06
20	1	1	256-QAM	18.31	18.21	18.05
20	1	104		18.23	18.15	18.03
20	53	26		18.25	18.32	18.12
20	1	0		18.36	18.25	18.06
20	1	105		18.17	18.13	18.11
20	106	0		18.22	18.29	18.16



NR n41 Maximum Average Power [dBm]						
BW [MHz]	RB Size	RB Offset	Mod	Lowest	Middle	Highest
20	1	1	QPSK	25.33	24.71	24.62
20	1	49		25.32	24.62	24.56
20	25	12		25.16	24.73	24.32
20	1	0		23.35	22.62	22.36
20	1	50		23.06	22.61	22.36
20	51	0		23.65	23.21	22.85
20	1	1	16-QAM	24.73	24.52	24.06
20	1	49		24.54	24.36	24.13
20	25	12		24.66	24.25	23.85
20	1	0		23.31	22.98	22.62
20	1	50		23.13	22.79	22.65
20	51	0		23.72	23.17	22.83
20	1	1	64-QAM	23.11	22.65	22.41
20	1	49		22.99	22.53	22.35
20	25	12		23.26	22.78	22.36
20	1	0		23.16	22.66	22.41
20	1	50		22.88	22.63	22.36
20	51	0		23.13	22.75	22.35
20	1	1	256-QAM	20.54	20.06	19.62
20	1	49		20.26	19.91	19.65
20	25	12		20.17	19.78	19.41
20	1	0		20.52	19.96	19.83
20	1	50		20.25	19.96	19.78
20	51	0		25.25	19.71	19.62



NR n41 Maximum Average Power [dBm]						
BW [MHz]	RB Size	RB Offset	Mod	Lowest	Middle	Highest
40	1	1	QPSK	25.22	25.06	24.53
40	1	104		24.79	25.17	24.42
40	53	26		25.18	24.93	24.63
40	1	0		23.65	23.16	22.26
40	1	105		23.23	23.18	22.18
40	106	0		23.90	23.51	22.42
40	1	1	16-QAM	24.76	24.31	24.18
40	1	104		24.33	24.48	24.26
40	53	26		24.79	24.42	22.72
40	1	0		23.50	23.07	22.68
40	1	105		23.10	22.89	22.74
40	106	0		24.09	23.55	21.98
40	1	1	64-QAM	24.86	23.37	22.41
40	1	104		24.39	23.25	22.26
40	53	26		24.90	23.42	22.67
40	1	0		23.52	23.53	22.15
40	1	105		23.10	23.21	22.19
40	106	0		24.08	23.41	21.99
40	1	1	256-QAM	23.46	20.78	19.56
40	1	104		23.01	20.69	19.82
40	53	26		23.53	20.35	19.25
40	1	0		23.41	20.87	19.64
40	1	105		23.00	20.75	19.58
40	106	0		23.59	20.45	19.66



NR n41 Maximum Average Power [dBm]						
BW [MHz]	RB Size	RB Offset	Mod	Lowest	Middle	Highest
50	1	1	QPSK	25.52	25.01	24.83
50	1	131		24.49	24.32	24.12
50	67	33		25.43	24.98	24.88
50	1	0		23.96	22.93	22.57
50	1	132		23.02	22.40	21.97
50	133	0		23.64	22.95	22.16
50	1	1	16-QAM	25.12	24.88	24.54
50	1	131		23.98	24.01	23.91
50	67	33		24.55	24.01	22.48
50	1	0		23.65	23.13	22.83
50	1	132		23.23	22.92	22.87
50	133	0		24.30	23.38	22.19
50	1	1	64-QAM	24.74	22.53	22.29
50	1	131		24.24	22.38	22.11
50	67	33		24.73	22.61	22.50
50	1	0		23.78	22.92	22.41
50	1	132		23.23	22.76	22.32
50	133	0		24.18	22.85	22.09
50	1	1	256-QAM	23.70	20.30	19.80
50	1	131		23.17	20.07	19.98
50	67	33		23.40	19.65	19.12
50	1	0		23.61	20.16	19.84
50	1	132		23.12	20.08	19.70
50	133	0		23.81	19.93	19.88



NR n41 Maximum Average Power [dBm]						
BW [MHz]	RB Size	RB Offset	Mod	Lowest	Middle	Highest
60	1	1	QPSK	24.51	24.92	24.53
60	1	160		24.53	24.26	24.01
60	81	40		24.01	24.57	24.16
60	1	0		22.54	22.67	22.72
60	1	161		22.67	22.15	22.61
60	162	0		22.97	22.59	22.24
60	1	1	16-QAM	23.96	24.42	24.61
60	1	160		23.93	23.78	23.85
60	81	40		23.69	23.61	23.64
60	1	0		22.46	22.77	22.46
60	1	161		22.70	22.78	22.81
60	162	0		22.99	23.04	23.16
60	1	1	64-QAM	22.36	22.29	22.34
60	1	160		22.52	22.20	22.24
60	81	40		22.33	22.19	22.34
60	1	0		22.24	22.67	22.61
60	1	161		22.36	22.49	22.51
60	162	0		22.58	22.45	22.34
60	1	1	256-QAM	20.01	19.86	20.00
60	1	160		20.16	19.81	19.86
60	81	40		19.53	19.28	20.15
60	1	0		20.04	20.03	20.31
60	1	161		20.13	19.90	20.15
60	162	0		19.60	19.84	20.24



NR n41 Maximum Average Power [dBm]						
BW [MHz]	RB Size	RB Offset	Mod	Lowest	Middle	Highest
80	1	1	QPSK	24.68	25.89	25.59
80	1	215		24.35	24.41	24.15
80	109	54		24.17	24.31	24.07
80	1	0		22.65	22.43	22.28
80	1	216		22.46	22.65	22.31
80	217	0		22.82	23.04	22.60
80	1	1	16-QAM	23.74	24.16	23.86
80	1	215		23.76	23.95	23.71
80	109	54		23.63	23.94	23.64
80	1	0		22.23	22.64	22.46
80	1	216		22.87	22.56	22.38
80	217	0		22.90	23.06	22.91
80	1	1	64-QAM	22.16	22.40	22.15
80	1	215		22.38	22.47	22.16
80	109	54		22.16	22.45	22.12
80	1	0		22.30	22.43	22.33
80	1	216		22.21	22.28	22.23
80	217	0		22.68	22.57	22.31
80	1	1	256-QAM	20.06	19.75	19.31
80	1	215		20.06	19.74	19.53
80	109	54		19.44	19.62	19.48
80	1	0		19.88	19.82	19.57
80	1	216		20.27	19.76	19.46
80	217	0		19.44	19.63	19.48



NR n41 Maximum Average Power [dBm]						
BW [MHz]	RB Size	RB Offset	Mod	Lowest	Middle	Highest
90	1	1	QPSK	24.53	25.01	24.71
90	1	243		24.58	24.31	24.05
90	123	61		24.11	24.74	24.50
90	1	0		22.48	22.75	22.60
90	1	244		22.47	22.79	22.45
90	245	0		22.77	23.19	22.75
90	1	1	16-QAM	24.06	24.20	23.90
90	1	243		24.16	23.94	23.70
90	123	61		23.55	24.01	23.71
90	1	0		22.36	22.72	22.54
90	1	244		22.82	22.56	22.38
90	245	0		22.78	23.08	22.93
90	1	1	64-QAM	22.53	22.59	22.34
90	1	243		22.47	22.36	22.05
90	123	61		22.25	22.61	22.28
90	1	0		22.25	22.38	22.28
90	1	244		22.41	22.29	22.24
90	245	0		22.38	22.64	22.38
90	1	1	256-QAM	20.06	20.01	19.57
90	1	243		20.10	19.66	19.45
90	123	61		19.40	19.62	19.48
90	1	0		19.97	19.83	19.58
90	1	244		20.24	19.63	19.33
90	245	0		19.40	19.71	19.56



NR n41 Maximum Average Power [dBm]						
BW [MHz]	RB Size	RB Offset	Mod	Lowest	Middle	Highest
100	1	1	QPSK	25.02	24.60	24.32
100	1	271		24.76	24.35	24.09
100	137	68		24.79	24.53	24.29
100	1	0		23.08	22.57	22.42
100	1	272		22.78	22.43	22.09
100	273	0		23.57	23.15	22.71
100	1	1	16-QAM	24.45	24.17	23.87
100	1	271		24.21	23.80	23.56
100	137	68		24.33	24.09	23.79
100	1	0		22.68	22.42	22.24
100	1	272		22.69	22.35	22.17
100	273	0		23.49	23.07	22.92
100	1	1	64-QAM	22.86	22.51	22.26
100	1	271		23.00	22.55	22.24
100	137	68		22.85	22.54	22.21
100	1	0		22.53	22.35	22.25
100	1	272		22.71	22.20	22.15
100	273	0		22.77	22.60	22.34
100	1	1	256-QAM	20.32	19.96	19.52
100	1	271		20.18	19.87	19.66
100	137	68		19.70	19.45	19.31
100	1	0		18.65	18.34	18.09
100	1	272		18.11	17.84	17.54
100	273	0		20.34	20.01	19.86



NR n66 Maximum Average Power [dBm]						
BW [MHz]	RB Size	RB Offset	Mod	Lowest	Middle	Highest
5	1	1	QPSK	22.82	22.65	22.47
5	1	23		22.82	22.79	22.60
5	13	6		23.03	22.89	22.69
5	1	0		22.77	22.04	21.78
5	1	24		22.70	21.99	21.91
5	25	0		22.76	22.12	21.97
5	1	1	16-QAM	21.91	21.89	21.46
5	1	23		21.84	21.75	21.54
5	13	6		22.11	21.99	21.87
5	1	0		21.05	21.13	21.05
5	1	24		20.97	21.07	21.01
5	25	0		21.31	21.14	21.25
5	1	1	64-QAM	20.76	20.56	20.58
5	1	23		20.41	20.35	20.41
5	13	6		20.87	20.62	20.58
5	1	0		20.43	20.46	20.31
5	1	24		20.65	20.33	20.11
5	25	0		20.86	20.66	20.45
5	1	1	256-QAM	18.81	18.58	18.45
5	1	23		18.89	18.64	18.72
5	13	6		18.96	18.66	18.85
5	1	0		19.03	18.50	18.81
5	1	24		18.78	18.56	18.62
5	25	0		18.97	18.72	18.82



NR n66 Maximum Average Power [dBm]						
BW [MHz]	RB Size	RB Offset	Mod	Lowest	Middle	Highest
10	1	1	QPSK	22.43	22.58	22.71
10	1	50		22.48	22.58	22.68
10	26	13		22.56	22.72	22.82
10	1	0		21.99	21.88	21.90
10	1	51		21.93	21.86	21.93
10	52	0		22.21	22.09	22.04
10	1	1	16-QAM	21.47	21.41	21.64
10	1	50		21.47	21.38	21.69
10	26	13		21.94	21.99	21.98
10	1	0		21.01	20.85	20.87
10	1	51		20.96	20.69	20.99
10	52	0		21.23	21.16	21.16
10	1	1	64-QAM	20.52	20.60	20.34
10	1	50		20.49	20.78	20.37
10	26	13		20.86	20.67	20.67
10	1	0		20.52	20.88	20.33
10	1	51		20.49	20.85	20.74
10	52	0		20.79	20.67	20.62
10	1	1	256-QAM	18.77	18.34	18.54
10	1	50		18.74	18.31	18.48
10	26	13		18.94	18.71	18.64
10	1	0		18.92	18.48	18.62
10	1	51		18.83	18.37	18.60
10	52	0		18.94	18.76	18.67



NR n66 Maximum Average Power [dBm]						
BW [MHz]	RB Size	RB Offset	Mod	Lowest	Middle	Highest
15	1	1	QPSK	22.47	22.67	22.54
15	1	77		22.68	22.66	22.59
15	39	19		22.86	22.89	22.72
15	1	0		22.20	22.00	22.13
15	1	78		22.08	21.95	21.99
15	79	0		22.25	22.08	22.15
15	1	1	16-QAM	21.57	21.72	21.63
15	1	77		21.53	21.76	21.67
15	39	19		22.15	22.02	22.14
15	1	0		21.31	20.98	21.28
15	1	78		21.23	20.91	21.16
15	79	0		21.31	21.17	21.23
15	1	1	64-QAM	20.75	20.96	20.86
15	1	77		20.71	20.71	20.71
15	39	19		20.89	20.71	20.75
15	1	0		20.79	20.76	20.81
15	1	78		20.68	20.54	20.62
15	79	0		20.90	20.67	20.83
15	1	1	256-QAM	18.89	18.68	18.71
15	1	77		18.67	18.54	18.52
15	39	19		18.93	18.68	18.75
15	1	0		19.04	18.65	18.86
15	1	78		18.63	18.51	18.58
15	79	0		19.02	18.74	18.99



NR n66 Maximum Average Power [dBm]						
BW [MHz]	RB Size	RB Offset	Mod	Lowest	Middle	Highest
20	1	1	QPSK	22.42	22.72	22.57
20	1	104		22.54	22.71	22.59
20	53	26		22.82	22.93	22.75
20	1	0		22.02	21.97	21.82
20	1	105		22.01	21.98	21.84
20	106	0		22.17	22.11	21.99
20	1	1	16-QAM	21.69	21.58	21.81
20	1	104		21.69	21.65	21.44
20	53	26		22.12	22.03	21.91
20	1	0		20.93	20.85	20.79
20	1	105		20.78	20.87	20.77
20	106	0		21.21	21.14	21.06
20	1	1	64-QAM	20.55	20.39	21.81
20	1	104		20.53	20.33	21.74
20	53	26		20.87	20.69	21.89
20	1	0		20.52	20.47	20.55
20	1	105		20.36	20.30	20.65
20	106	0		20.85	20.70	21.01
20	1	1	256-QAM	18.56	18.53	18.51
20	1	104		18.50	18.55	18.50
20	53	26		18.98	18.77	18.65
20	1	0		18.53	18.49	18.44
20	1	105		18.45	18.28	18.48
20	106	0		18.89	18.77	18.69



NR n71 Maximum Average Power [dBm]						
BW [MHz]	RB Size	RB Offset	Mod	Lowest	Middle	Highest
5	1	1	QPSK	21.53	21.65	21.26
5	1	23		21.82	21.74	21.43
5	13	6		22.59	22.43	22.15
5	1	0		21.52	21.46	21.17
5	1	24		21.64	21.61	21.32
5	25	0		21.92	21.88	21.64
5	1	1	16-QAM	21.82	21.73	21.51
5	1	23		21.81	21.70	21.62
5	13	6		22.43	22.34	22.09
5	1	0		21.51	21.47	21.15
5	1	24		21.63	21.59	21.36
5	25	0		21.82	21.80	21.46
5	1	1	64-QAM	21.63	21.50	21.23
5	1	23		21.55	21.46	21.26
5	13	6		21.98	21.97	21.63
5	1	0		21.43	21.50	21.28
5	1	24		21.64	21.64	21.37
5	25	0		21.55	21.63	21.33
5	1	1	256-QAM	20.59	20.55	21.31
5	1	23		20.64	20.61	20.26
5	13	6		21.21	21.11	21.00
5	1	0		20.63	20.65	20.36
5	1	24		20.82	20.71	20.41
5	25	0		20.76	20.78	20.53



NR n71 Maximum Average Power [dBm]						
BW [MHz]	RB Size	RB Offset	Mod	Lowest	Middle	Highest
10	1	1	QPSK	21.06	21.03	20.82
10	1	50		21.16	21.27	21.06
10	26	13		21.62	21.61	21.35
10	1	0		20.81	20.77	20.42
10	1	51		21.12	21.01	20.86
10	52	0		21.20	21.10	20.94
10	1	1	16-QAM	21.93	20.98	20.83
10	1	50		21.23	21.18	21.06
10	26	13		21.52	21.51	21.19
10	1	0		20.85	20.73	20.48
10	1	51		20.72	20.93	20.67
10	52	0		21.13	21.10	21.06
10	1	1	64-QAM	20.83	20.70	20.61
10	1	50		20.93	20.95	20.72
10	26	13		21.35	21.30	21.03
10	1	0		20.81	20.76	20.53
10	1	51		20.93	20.92	20.72
10	52	0		20.84	20.97	20.67
10	1	1	256-QAM	20.21	20.15	20.02
10	1	50		20.31	20.19	19.89
10	26	13		20.51	20.56	20.24
10	1	0		20.12	20.02	19.98
10	1	51		20.31	20.25	20.04
10	52	0		20.23	20.24	20.04



NR n71 Maximum Average Power [dBm]						
BW [MHz]	RB Size	RB Offset	Mod	Lowest	Middle	Highest
15	1	1	QPSK	20.83	20.91	20.71
15	1	77		20.16	21.12	20.83
15	39	19		21.82	21.72	21.63
15	1	0		21.72	20.68	20.41
15	1	78		20.92	20.96	20.73
15	79	0		21.23	21.16	21.06
15	1	1	16-QAM	20.73	20.82	20.63
15	1	77		21.16	21.07	20.76
15	39	19		21.63	21.63	21.36
15	1	0		20.72	20.78	20.64
15	1	78		21.12	21.06	20.80
15	79	0		21.06	21.15	21.06
15	1	1	64-QAM	20.63	20.57	20.21
15	1	77		20.92	20.95	20.71
15	39	19		21.43	21.35	21.03
15	1	0		20.63	20.58	20.18
15	1	78		20.91	20.97	20.71
15	79	0		20.17	21.06	20.89
15	1	1	256-QAM	20.13	20.03	19.76
15	1	77		20.15	20.25	20.18
15	39	19		20.72	20.61	20.36
15	1	0		20.20	20.00	19.81
15	1	78		20.34	20.31	20.06
15	79	0		20.32	20.25	20.01



NR n71 Maximum Average Power [dBm]						
BW [MHz]	RB Size	RB Offset	Mod	Lowest	Middle	Highest
20	1	1	QPSK	21.18	21.15	21.11
20	1	104		21.53	21.50	21.25
20	53	26		21.83	21.81	21.63
20	1	0		21.98	20.89	20.43
20	1	105		21.17	21.16	20.96
20	106	0		21.11	21.16	20.87
20	1	1	16-QAM	21.25	21.12	20.96
20	1	104		21.36	21.37	21.07
20	53	26		21.72	21.69	21.42
20	1	0		21.06	21.02	20.72
20	1	105		21.35	21.33	21.15
20	106	0		21.27	21.18	20.98
20	1	1	64-QAM	21.06	21.01	20.78
20	1	104		21.33	21.38	21.06
20	53	26		21.53	21.43	21.14
20	1	0		20.72	20.96	20.62
20	1	105		21.25	21.31	21.01
20	106	0		21.12	21.07	20.81
20	1	1	256-QAM	20.21	20.15	20.00
20	1	104		20.34	20.48	20.24
20	53	26		20.64	20.63	20.36
20	1	0		20.12	20.09	19.88
20	1	105		20.63	20.43	20.15
20	106	0		20.34	20.30	20.11



Modulation DFT-s OFDM

LTE Band 66 Maximum Average Power [dBm]				
BW [MHz]	RB Size	RB Offset	Mod	Middle
10	50	0	QPSK	-0.84

EN-DC 66A-n2A Maximum Average Power [dBm]	
23.98	

NR n2 Maximum Average Power [dBm]						
BW [MHz]	RB Size	RB Offset	Mod	Lowest	Middle	Highest
5	1	1	PI/2 BPSK	23.89	23.89	23.85
5	1	23		23.95	23.95	23.83
5	12	6		23.88	23.88	23.93
5	1	0		23.82	23.91	23.46
5	1	24		23.89	23.85	23.47
5	25	0		23.95	23.86	23.46
5	1	1	QPSK	23.85	23.84	23.67
5	1	23		23.78	23.82	23.63
5	12	6		23.85	23.81	23.84
5	1	0		23.18	23.35	22.91
5	1	24		23.29	23.39	22.90
5	25	0		23.40	23.49	22.97
5	1	1	16-QAM	23.24	23.23	22.90
5	1	23		23.33	23.36	22.87
5	12	6		23.35	23.33	22.97
5	1	0		22.20	22.21	21.84
5	1	24		22.30	22.26	21.84
5	25	0		22.39	22.46	22.02
5	1	1	64-QAM	22.02	22.03	21.39
5	1	23		22.04	22.06	21.46
5	12	6		21.99	22.03	21.57
5	1	0		22.01	22.00	21.42
5	1	24		22.01	22.04	21.39
5	25	0		21.89	21.92	21.49
5	1	1	256-QAM	19.66	19.75	19.28



5	1	23		19.78	19.72	19.27
5	12	6		19.88	19.87	19.51
5	1	0		19.65	19.64	19.29
5	1	24		19.77	19.70	19.29
5	25	0		20.02	20.00	19.52

NR n2 Maximum Average Power [dBm]						
BW [MHz]	RB Size	RB Offset	Mod	Lowest	Middle	Highest
10	1	1	PI/2 BPSK	23.88	23.93	23.95
10	1	50		23.85	23.90	23.85
10	25	12		23.89	23.91	23.91
10	1	0		23.82	23.79	23.52
10	1	51		23.86	23.75	23.48
10	50	0		23.88	23.78	23.60
10	1	1	QPSK	23.92	23.87	23.83
10	1	50		23.86	23.88	23.74
10	25	12		23.84	23.87	23.97
10	1	0		23.16	23.24	23.02
10	1	51		23.20	23.26	22.82
10	50	0		23.35	23.36	23.02
10	1	1	16-QAM	22.85	22.89	22.96
10	1	50		22.87	22.91	22.96
10	25	12		23.28	23.26	23.12
10	1	0		22.09	22.15	21.92
10	1	51		22.15	22.06	21.77
10	50	0		22.40	22.37	22.13
10	1	1	64-QAM	21.94	22.05	21.98
10	1	50		22.02	22.04	21.88
10	25	12		21.92	21.85	21.54
10	1	0		21.98	22.02	22.00
10	1	51		21.98	21.92	21.87
10	50	0		21.92	21.73	21.62
10	1	1	256-QAM	19.62	19.46	19.27
10	1	50		19.65	19.53	19.27
10	25	12		19.90	19.77	19.63
10	1	0		19.58	19.49	19.22



10	1	51	19.61	19.49	19.23
10	50	0	19.92	19.80	19.53

NR n2 Maximum Average Power [dBm]						
BW [MHz]	RB Size	RB Offset	Mod	Lowest	Middle	Highest
15	1	1	PI/2 BPSK	23.89	23.91	23.78
15	1	77		23.85	23.88	23.83
15	36	18		23.87	23.89	23.75
15	1	0		23.88	23.89	23.62
15	1	78		23.82	23.81	23.46
15	75	0		23.89	23.94	23.64
15	1	1	QPSK	23.94	23.92	23.97
15	1	77		23.78	23.85	23.80
15	36	18		23.85	23.89	23.95
15	1	0		23.20	23.93	23.11
15	1	78		23.42	23.92	22.98
15	75	0		23.37	23.94	23.10
15	1	1	16-QAM	23.19	23.17	23.07
15	1	77		23.39	23.16	22.93
15	36	18		23.37	23.30	23.09
15	1	0		22.21	22.29	21.93
15	1	78		22.34	22.27	21.82
15	75	0		22.46	22.44	22.15
15	1	1	64-QAM	21.96	22.02	22.04
15	1	77		22.05	21.98	21.90
15	36	18		21.99	22.00	21.62
15	1	0		21.93	21.97	22.02
15	1	78		22.04	21.94	21.90
15	75	0		21.99	21.91	21.62
15	1	1	256-QAM	19.71	19.84	19.38
15	1	77		19.84	19.84	19.34
15	36	18		19.90	20.02	19.54
15	1	0		19.71	19.81	19.45
15	1	78		19.88	19.82	19.42
15	75	0		20.00	19.97	19.60



NR n2 Maximum Average Power [dBm]						
BW [MHz]	RB Size	RB Offset	Mod	Lowest	Middle	Highest
20	1	1	PI/2 BPSK	23.85	23.88	23.78
20	1	104		23.89	23.85	23.86
20	50	25		23.91	23.92	23.78
20	1	0		23.82	23.91	23.77
20	1	105		23.91	23.85	23.45
20	100	0		23.97	23.94	23.64
20	1	1	QPSK	23.88	23.77	23.88
20	1	104		23.85	23.85	23.76
20	50	25		23.86	23.89	23.96
20	1	0		23.23	23.35	23.19
20	1	105		23.35	23.26	23.01
20	100	0		23.40	23.43	23.25
20	1	1	16-QAM	23.20	23.40	23.29
20	1	104		23.38	23.31	23.02
20	50	25		23.38	23.48	23.29
20	1	0		22.14	22.29	22.18
20	1	105		22.37	22.30	21.90
20	100	0		22.43	22.50	22.19
20	1	1	64-QAM	21.91	22.04	22.27
20	1	104		22.05	21.94	22.09
20	50	25		22.07	22.03	21.85
20	1	0		21.90	22.01	22.32
20	1	105		22.04	21.97	22.05
20	100	0		21.97	22.04	21.81
20	1	1	256-QAM	19.81	19.73	19.72
20	1	104		19.61	19.77	19.50
20	50	25		19.96	19.96	19.87
20	1	0		19.64	19.75	19.70
20	1	105		19.88	19.67	19.55
20	100	0		19.96	19.96	19.91



LTE Band 66 Maximum Average Power [dBm]				
BW [MHz]	RB Size	RB Offset	Mod	Middle
10	50	0	QPSK	0.56

EN-DC 66A-n5A Maximum Average Power [dBm]
23.59

NR n5 Maximum Average Power [dBm]						
BW [MHz]	RB Size	RB Offset	Mod	Lowest	Middle	Highest
5	1	1	PI/2 BPSK	22.93	22.81	23.57
5	1	23		22.52	22.91	23.41
5	12	6		22.85	23.31	23.41
5	1	0		22.37	23.01	22.66
5	1	24		22.02	22.36	23.03
5	25	0		22.32	22.86	23.07
5	1	1	QPSK	22.58	23.02	23.11
5	1	23		22.12	22.56	23.03
5	12	6		22.56	23.11	23.40
5	1	0		21.49	22.24	22.36
5	1	24		21.23	21.62	22.27
5	25	0		21.50	22.13	22.41
5	1	1	16-QAM	21.67	22.06	21.76
5	1	23		21.29	21.45	22.78
5	12	6		21.50	22.11	22.41
5	1	0		20.40	21.16	20.77
5	1	24		20.05	20.63	21.16
5	25	0		20.36	21.05	21.35
5	1	1	64-QAM	20.22	20.81	20.67
5	1	23		19.78	19.92	20.79
5	12	6		20.06	20.46	20.91
5	1	0		20.15	20.80	20.64
5	1	24		19.86	19.86	20.96
5	25	0		20.00	20.46	20.83
5	1	1	256-QAM	17.88	18.77	18.56
5	1	23		18.02	18.22	18.64
5	12	6		18.11	18.65	18.96



5	1	0	18.16	18.78	18.45
5	1	24	18.15	18.21	18.76
5	25	0	18.03	18.65	19.16

NR n5 Maximum Average Power [dBm]						
BW [MHz]	RB Size	RB Offset	Mod	Lowest	Middle	Highest
10	1	1	PI/2 BPSK	23.36	23.30	23.46
10	1	50		23.30	23.32	23.40
10	25	12		23.39	23.28	23.55
10	1	0		23.06	22.95	22.93
10	1	51		22.96	21.87	22.86
10	50	0		23.05	22.55	22.51
10	1	1	QPSK	23.12	22.93	22.60
10	1	50		22.46	22.35	22.05
10	25	12		22.81	23.07	22.36
10	1	0		22.42	22.51	21.90
10	1	51		21.92	22.32	21.28
10	50	0		21.77	21.76	21.23
10	1	1	16-QAM	22.17	22.06	21.78
10	1	50		21.48	21.24	21.08
10	25	12		21.81	21.99	21.34
10	1	0		21.66	21.04	21.21
10	1	51		20.87	21.12	20.33
10	50	0		20.85	20.85	20.42
10	1	1	64-QAM	21.00	21.09	20.44
10	1	50		20.89	20.76	20.46
10	25	12		20.37	20.57	20.02
10	1	0		20.97	21.08	20.51
10	1	51		20.83	20.75	20.30
10	50	0		20.37	20.33	19.87
10	1	1	256-QAM	18.93	18.76	18.37
10	1	50		18.39	17.92	17.96
10	25	12		18.62	18.73	18.18
10	1	0		19.02	18.93	18.62
10	1	51		17.94	17.97	17.54
10	50	0		18.36	18.33	17.94



NR n5 Maximum Average Power [dBm]						
BW [MHz]	RB Size	RB Offset	Mod	Lowest	Middle	Highest
15	1	1	PI/2 BPSK	23.39	23.41	23.36
15	1	77		23.38	22.50	23.39
15	36	18		23.05	23.25	23.56
15	1	0		22.94	22.94	23.01
15	1	78		21.93	21.95	23.06
15	75	0		22.52	22.58	23.13
15	1	1	QPSK	23.10	21.72	23.06
15	1	77		22.53	21.99	22.60
15	36	18		22.82	22.59	22.78
15	1	0		22.46	22.01	22.52
15	1	78		21.96	21.55	22.04
15	75	0		21.84	21.61	21.83
15	1	1	16-QAM	22.22	21.30	22.24
15	1	77		21.43	20.91	21.48
15	36	18		21.77	21.60	21.80
15	1	0		21.69	20.95	21.71
15	1	78		20.90	20.23	20.93
15	75	0		20.86	20.73	20.90
15	1	1	64-QAM	21.01	20.70	21.02
15	1	77		20.90	20.60	20.91
15	36	18		20.39	20.41	20.45
15	1	0		21.00	20.95	21.03
15	1	78		20.93	20.46	20.96
15	75	0		20.36	20.24	20.43
15	1	1	256-QAM	18.92	18.48	18.95
15	1	77		18.41	18.33	18.44
15	36	18		18.57	18.72	18.61
15	1	0		19.03	18.76	19.10
15	1	78		17.95	17.86	17.97
15	75	0		18.40	18.35	18.47



NR n5 Maximum Average Power [dBm]						
BW [MHz]	RB Size	RB Offset	Mod	Lowest	Middle	Highest
20	1	1	PI/2 BPSK	23.38	23.42	23.42
20	1	104		22.21	22.88	23.46
20	50	25		23.18	23.15	23.45
20	1	0		23.18	23.11	23.16
20	1	105		21.61	22.33	23.05
20	100	0		22.26	22.41	23.07
20	1	1	QPSK	22.97	21.76	22.99
20	1	104		22.07	22.21	22.10
20	50	25		22.91	22.48	22.93
20	1	0		22.35	21.99	22.41
20	1	105		22.05	22.00	22.17
20	100	0		21.53	21.41	21.43
20	1	1	16-QAM	22.12	21.31	22.13
20	1	104		20.99	20.97	21.04
20	50	25		21.77	21.48	21.88
20	1	0		20.96	20.86	21.00
20	1	105		20.85	20.80	20.95
20	100	0		20.48	20.44	20.52
20	1	1	64-QAM	21.25	20.68	21.29
20	1	104		20.80	20.70	20.93
20	50	25		20.45	20.25	20.50
20	1	0		20.61	20.63	20.62
20	1	105		20.90	20.67	21.00
20	100	0		20.04	20.00	20.13
20	1	1	256-QAM	18.77	18.80	18.79
20	1	104		17.31	18.19	17.30
20	50	25		18.62	18.58	18.65
20	1	0		18.74	18.90	18.77
20	1	105		17.46	17.69	17.47
20	100	0		18.09	18.16	18.10



LTE Band 2 Maximum Average Power [dBm]				
BW [MHz]	RB Size	RB Offset	Mod	Middle
10	50	0	QPSK	-0.31

EN-DC 2A-n12A Maximum Average Power [dBm]
23.88

NR n12 Maximum Average Power [dBm]						
BW [MHz]	RB Size	RB Offset	Mod	Lowest	Middle	Highest
5	1	1	PI/2 BPSK	22.82	22.75	22.41
5	1	23		22.51	22.41	22.16
5	12	6		22.81	22.75	22.43
5	1	0		22.82	22.78	22.62
5	1	24		22.41	22.38	22.15
5	25	0		22.53	22.60	22.31
5	1	1	QPSK	22.56	22.66	22.15
5	1	23		22.35	22.28	22.06
5	12	6		22.51	22.61	22.38
5	1	0		22.71	22.65	22.34
5	1	24		22.16	22.20	20.05
5	25	0		22.55	22.54	22.16
5	1	1	16-QAM	22.48	22.44	22.17
5	1	23		22.13	22.04	21.84
5	12	6		22.26	22.41	22.18
5	1	0		22.32	22.25	22.06
5	1	24		21.72	21.84	21.69
5	25	0		22.21	22.15	21.93
5	1	1	64-QAM	21.36	22.22	22.00
5	1	23		21.82	21.79	21.48
5	12	6		22.15	22.15	21.97
5	1	0		22.31	22.25	22.04
5	1	24		21.82	21.80	21.60
5	25	0		22.82	22.77	22.41
5	1	1	256-QAM	22.31	22.26	22.07
5	1	23		21.81	21.70	21.36



5	12	6	22.41	22.32	22.03
5	1	0	22.34	22.29	22.04
5	1	24	21.82	21.71	21.45
5	25	0	22.16	22.15	21.84

NR n12 Maximum Average Power [dBm]						
BW [MHz]	RB Size	RB Offset	Mod	Lowest	Middle	Highest
10	1	1	PI/2 BPSK	23.57	23.48	23.16
10	1	50		23.07	23.04	22.82
10	25	12		23.61	23.67	23.34
10	1	0		23.82	23.86	23.42
10	1	51		23.16	23.04	22.75
10	50	0		23.53	23.48	23.18
10	1	1	QPSK	20.57	23.68	23.27
10	1	50		22.72	22.89	22.66
10	25	12		23.61	23.52	23.15
10	1	0		23.63	23.58	23.37
10	1	51		22.71	22.74	22.51
10	50	0		23.24	23.24	23.05
10	1	1	16-QAM	23.31	23.25	23.11
10	1	50		22.64	22.60	22.34
10	25	12		23.41	23.26	23.04
10	1	0		23.34	23.23	23.15
10	1	51		22.61	22.46	22.14
10	50	0		22.94	22.94	22.71
10	1	1	64-QAM	23.15	23.14	22.86
10	1	50		22.35	22.39	22.07
10	25	12		22.96	22.99	22.63
10	1	0		23.21	23.12	23.00
10	1	51		22.45	22.40	22.16
10	50	0		22.84	22.81	22.46
10	1	1	256-QAM	23.41	22.38	22.06
10	1	50		21.82	21.72	21.47
10	25	12		22.51	22.41	22.15
10	1	0		22.34	22.35	22.15
10	1	51		21.74	21.73	21.53



10	50	0	22.31	22.25	22.06
----	----	---	-------	-------	-------

NR n12 Maximum Average Power [dBm]						
BW [MHz]	RB Size	RB Offset	Mod	Lowest	Middle	Highest
15	1	1	PI/2 BPSK	22.86	22.82	22.53
15	1	77		22.15	22.14	22.02
15	36	18		22.76	22.74	22.41
15	1	0		22.74	22.81	22.62
15	1	78		22.22	22.12	21.97
15	75	0		22.64	22.54	22.25
15	1	1	QPSK	22.81	22.71	22.34
15	1	77		22.15	22.04	21.80
15	36	18		22.63	22.60	22.37
15	1	0		22.53	22.68	22.48
15	1	78		21.87	21.92	21.62
15	75	0		22.46	22.38	22.06
15	1	1	16-QAM	22.54	22.42	22.18
15	1	77		21.86	21.75	21.47
15	36	18		22.57	22.41	22.16
15	1	0		22.15	22.31	22.08
15	1	78		21.63	21.65	21.28
15	75	0		22.21	22.15	22.11
15	1	1	64-QAM	22.35	22.22	22.08
15	1	77		21.53	21.49	21.16
15	36	18		22.36	22.29	22.18
15	1	0		22.26	22.12	22.03
15	1	78		21.64	21.54	21.24
15	75	0		22.15	22.09	21.90
15	1	1	256-QAM	21.93	21.90	21.68
15	1	77		21.23	21.13	21.00
15	36	18		21.85	21.87	21.57
15	1	0		21.74	21.85	21.54
15	1	78		21.06	21.12	20.86
15	75	0		21.75	21.70	21.41



LTE Band 66 Maximum Average Power [dBm]				
BW [MHz]	RB Size	RB Offset	Mod	Middle
10	50	0	QPSK	-0.08

EN-DC 66A-n25A Maximum Average Power [dBm]
23.97

NR n25 Maximum Average Power [dBm]						
BW [MHz]	RB Size	RB Offset	Mod	Lowest	Middle	Highest
5	1	1	PI/2 BPSK	23.88	23.89	23.92
5	1	23		23.85	23.88	23.89
5	12	6		23.91	23.85	23.92
5	1	0		23.91	23.87	23.88
5	1	24		23.89	23.85	23.91
5	25	0		23.89	23.86	23.81
5	1	1	QPSK	23.88	23.91	23.86
5	1	23		23.87	23.92	23.85
5	12	6		23.95	23.88	23.78
5	1	0		23.45	23.16	23.45
5	1	24		23.41	23.22	23.36
5	25	0		23.51	23.37	23.53
5	1	1	16-QAM	23.63	23.21	23.54
5	1	23		23.51	23.13	23.51
5	12	6		23.56	23.31	23.48
5	1	0		22.63	22.18	22.29
5	1	24		22.41	22.22	22.30
5	25	0		22.53	22.33	22.50
5	1	1	64-QAM	22.16	22.00	22.04
5	1	23		21.99	21.86	21.94
5	12	6		22.11	21.89	22.13
5	1	0		22.06	21.96	22.11
5	1	24		21.86	21.85	21.97
5	25	0		22.17	21.83	22.04
5	1	1	256-QAM	19.85	19.68	19.83
5	1	23		19.92	19.64	19.87
5	12	6		19.91	19.72	19.96



5	1	0	19.86	19.63	19.75
5	1	24	19.75	19.55	19.67
5	25	0	19.96	19.78	19.96

NR n25 Maximum Average Power [dBm]						
BW [MHz]	RB Size	RB Offset	Mod	Lowest	Middle	Highest
5	1	1	PI/2 BPSK	23.88	23.89	23.92
5	1	23		23.85	23.88	23.89
5	12	6		23.91	23.85	23.92
5	1	0		23.91	23.87	23.88
5	1	24		23.89	23.85	23.91
5	25	0		23.89	23.86	23.81
5	1	1	QPSK	23.88	23.91	23.86
5	1	23		23.87	23.92	23.85
5	12	6		23.95	23.88	23.78
5	1	0		23.45	23.16	23.45
5	1	24		23.41	23.22	23.36
5	25	0		23.51	23.37	23.53
5	1	1	16-QAM	23.63	23.21	23.54
5	1	23		23.51	23.13	23.51
5	12	6		23.56	23.31	23.48
5	1	0		22.63	22.18	22.29
5	1	24		22.41	22.22	22.30
5	25	0		22.53	22.33	22.50
5	1	1	64-QAM	22.16	22.00	22.04
5	1	23		21.99	21.86	21.94
5	12	6		22.11	21.89	22.13
5	1	0		22.06	21.96	22.11
5	1	24		21.86	21.85	21.97
5	25	0		22.17	21.83	22.04
5	1	1	256-QAM	19.85	19.68	19.83
5	1	23		19.92	19.64	19.87
5	12	6		19.91	19.72	19.96
5	1	0		19.86	19.63	19.75
5	1	24		19.75	19.55	19.67
5	25	0		19.96	19.78	19.96



NR n25 Maximum Average Power [dBm]						
BW [MHz]	RB Size	RB Offset	Mod	Lowest	Middle	Highest
20	1	1	PI/2 BPSK	23.89	23.88	23.89
20	1	104		23.91	23.86	23.91
20	50	25		23.92	23.91	23.92
20	1	0		23.85	23.88	23.85
20	1	105		23.82	23.84	23.82
20	100	0		23.88	23.87	23.88
20	1	1	QPSK	23.87	23.85	23.87
20	1	104		23.89	23.87	23.89
20	50	25		23.91	23.88	23.91
20	1	0		23.22	23.22	23.22
20	1	105		23.25	23.31	23.25
20	100	0		23.42	23.58	23.42
20	1	1	16-QAM	23.33	23.43	23.33
20	1	104		23.28	23.37	23.28
20	50	25		23.40	23.48	23.40
20	1	0		22.36	22.38	22.36
20	1	105		22.41	22.35	22.41
20	100	0		22.50	22.41	22.50
20	1	1	64-QAM	22.16	22.06	22.16
20	1	104		22.23	22.05	22.23
20	50	25		22.17	22.05	22.17
20	1	0		22.11	22.04	22.11
20	1	105		22.00	22.05	22.00
20	100	0		22.13	22.02	22.13
20	1	1	256-QAM	19.71	19.76	19.71
20	1	104		19.69	19.73	19.69
20	50	25		19.95	19.97	19.95
20	1	0		19.66	19.81	19.66
20	1	105		19.55	19.57	19.55
20	100	0		20.00	20.01	20.00



LTE Band 25 Maximum Average Power [dBm]				
BW [MHz]	RB Size	RB Offset	Mod	Middle
10	50	0	QPSK	-0.51

EN-DC 25A-n41A Maximum Average Power [dBm]
26.97

NR n41 Maximum Average Power [dBm]						
BW [MHz]	RB Size	RB Offset	Mod	Lowest	Middle	Highest
20	1	1	PI/2 BPSK	26.85	25.66	24.79
20	1	49		26.75	25.44	24.50
20	25	12		26.87	25.41	24.52
20	1	0		23.46	22.15	21.47
20	1	50		23.54	22.11	21.27
20	50	0		26.96	25.06	24.39
20	1	1	QPSK	26.82	25.63	24.67
20	1	49		26.89	25.35	24.46
20	25	12		26.42	25.39	24.41
20	1	0		23.44	22.12	21.26
20	1	50		23.53	22.02	21.18
20	50	0		25.95	24.56	23.79
20	1	1	16-QAM	25.68	24.41	23.75
20	1	49		25.84	24.36	23.65
20	25	12		25.89	24.58	23.76
20	1	0		23.44	22.11	21.39
20	1	50		23.53	22.13	21.23
20	50	0		25.46	23.63	22.79
20	1	1	64-QAM	24.47	23.36	22.70
20	1	49		24.45	23.15	22.56
20	25	12		24.48	23.12	22.31
20	1	0		23.46	22.26	21.76
20	1	50		23.56	22.12	21.69
20	50	0		24.46	23.06	22.21
20	1	1	256-QAM	22.03	20.44	20.44
20	1	49		22.21	20.53	20.11
20	25	12		22.48	21.01	20.40



20	1	0	21.96	20.41	20.41
20	1	50	22.16	20.46	20.31
20	50	0	22.43	21.03	20.49

NR n41 Maximum Average Power [dBm]						
BW [MHz]	RB Size	RB Offset	Mod	Lowest	Middle	Highest
40	1	1	PI/2 BPSK	26.56	26.94	25.83
40	1	104		25.68	26.56	25.85
40	50	25		26.95	26.85	26.11
40	1	0		22.96	23.49	22.56
40	1	105		22.15	23.15	22.45
40	100	0		26.36	26.82	25.72
40	1	1	QPSK	26.45	26.85	25.76
40	1	104		25.62	26.51	25.73
40	50	25		26.85	26.89	25.96
40	1	0		22.96	23.51	22.51
40	1	105		22.15	23.15	22.46
40	100	0		25.81	25.98	25.19
40	1	1	16-QAM	25.23	25.88	24.96
40	1	104		24.45	25.28	24.89
40	50	25		25.96	25.98	25.16
40	1	0		22.95	23.63	22.43
40	1	105		22.11	23.19	22.36
40	100	0		24.78	25.26	24.16
40	1	1	64-QAM	24.36	24.47	23.56
40	1	104		23.50	24.46	23.52
40	50	25		24.41	24.42	23.81
40	1	0		22.93	23.85	22.44
40	1	105		22.16	23.51	22.46
40	100	0		24.36	24.47	23.77
40	1	1	256-QAM	21.45	22.16	20.91
40	1	104		20.75	21.92	20.92
40	50	25		22.48	22.46	21.67
40	1	0		21.45	22.11	20.89
40	1	105		20.79	21.89	20.85
40	100	0		22.33	22.47	21.63



NR n41 Maximum Average Power [dBm]						
BW [MHz]	RB Size	RB Offset	Mod	Lowest	Middle	Highest
50	1	1	PI/2 BPSK	26.47	26.36	26.93
50	1	131		25.98	26.44	26.15
50	64	32		26.19	26.32	26.32
50	1	0		22.95	23.03	23.36
50	1	132		22.59	23.06	22.72
50	128	0		23.82	25.72	26.03
50	1	1	QPSK	26.33	26.44	26.59
50	1	131		25.96	26.49	26.03
50	64	32		26.17	26.31	26.16
50	1	0		22.93	23.16	23.32
50	1	132		22.54	23.12	22.75
50	128	0		25.23	25.52	25.51
50	1	1	16-QAM	25.17	25.26	25.44
50	1	131		24.74	25.36	24.96
50	64	32		25.13	25.51	25.26
50	1	0		22.80	22.89	23.12
50	1	132		22.27	22.86	22.62
50	128	0		24.30	24.45	24.36
50	1	1	64-QAM	24.22	24.36	24.48
50	1	131		23.80	24.39	23.95
50	64	32		23.78	24.16	23.85
50	1	0		23.22	23.36	23.56
50	1	132		22.81	23.32	22.93
50	128	0		23.73	24.03	23.89
50	1	1	256-QAM	21.80	21.82	21.93
50	1	131		21.19	21.75	21.36
50	64	32		21.73	21.96	21.75
50	1	0		21.81	21.77	22.18
50	1	132		21.35	21.65	21.36
50	128	0		21.74	22.06	22.06



NR n41 Maximum Average Power [dBm]						
BW [MHz]	RB Size	RB Offset	Mod	Lowest	Middle	Highest
60	1	1	PI/2 BPSK	26.04	26.62	26.76
60	1	160		26.09	26.52	26.28
60	81	40		25.73	26.51	26.32
60	1	0		22.46	23.13	23.44
60	1	161		22.71	23.32	22.79
60	162	0		25.61	26.30	26.11
60	1	1	QPSK	25.83	26.54	26.72
60	1	160		25.48	26.56	26.81
60	81	40		25.48	26.58	26.22
60	1	0		22.51	23.13	23.16
60	1	161		22.59	23.14	22.71
60	162	0		25.05	25.78	25.72
60	1	1	16-QAM	24.79	25.36	25.41
60	1	160		24.86	25.25	25.03
60	81	40		24.83	25.66	25.23
60	1	0		22.42	22.92	23.15
60	1	161		22.57	23.03	22.77
60	162	0		24.02	24.76	24.56
60	1	1	64-QAM	23.76	24.45	24.47
60	1	160		23.87	24.46	24.13
60	81	40		23.23	24.26	24.06
60	1	0		22.82	23.32	23.63
60	1	161		22.91	23.51	23.12
60	162	0		23.47	24.28	24.15
60	1	1	256-QAM	21.29	21.73	22.05
60	1	160		21.32	21.98	21.59
60	81	40		21.44	22.11	22.21
60	1	0		21.21	21.76	22.16
60	1	161		21.40	21.96	21.58
60	162	0		21.63	22.25	22.32



NR n41 Maximum Average Power [dBm]						
BW [MHz]	RB Size	RB Offset	Mod	Lowest	Middle	Highest
80	1	1	PI/2 BPSK	26.15	26.52	26.88
80	1	215		25.88	26.36	26.06
80	108	54		25.58	26.41	26.25
80	1	0		22.24	22.79	23.26
80	1	216		22.54	23.00	22.68
80	216	0		25.55	24.75	25.99
80	1	1	QPSK	25.62	26.51	26.67
80	1	215		25.65	26.32	25.82
80	108	54		25.43	26.45	26.25
80	1	0		22.43	22.96	23.26
80	1	216		22.60	23.01	22.53
80	216	0		25.10	25.58	25.52
80	1	1	16-QAM	24.59	25.41	25.56
80	1	215		24.77	25.32	24.76
80	108	54		24.77	25.52	25.31
80	1	0		22.54	22.86	23.06
80	1	216		22.41	22.92	22.44
80	216	0		23.94	24.56	24.46
80	1	1	64-QAM	23.77	24.36	24.56
80	1	215		23.92	24.26	23.85
80	108	54		23.03	24.03	23.96
80	1	0		22.87	23.44	23.52
80	1	216		22.85	23.25	22.86
80	216	0		23.31	24.15	24.03
80	1	1	256-QAM	21.09	21.73	22.09
80	1	215		21.18	21.82	21.45
80	108	54		21.26	22.13	22.06
80	1	0		21.36	21.26	22.15
80	1	216		21.46	21.75	21.36
80	216	0		21.51	22.21	22.14



NR n41 Maximum Average Power [dBm]						
BW [MHz]	RB Size	RB Offset	Mod	Lowest	Middle	Highest
90	1	1	PI/2 BPSK	25.94	25.47	25.53
90	1	243		26.22	22.43	24.97
90	120	60		25.78	25.75	25.40
90	1	0		22.59	22.40	22.07
90	1	244		22.69	22.30	21.52
90	240	0		25.31	25.35	24.99
90	1	1	QPSK	25.72	25.10	25.52
90	1	243		25.33	24.49	24.95
90	120	60		25.55	25.83	25.32
90	1	0		22.67	22.46	22.07
90	1	244		22.72	22.39	21.58
90	240	0		24.85	24.92	24.43
90	1	1	16-QAM	25.03	24.81	24.21
90	1	243		25.02	24.61	23.66
90	120	60		24.65	24.99	24.47
90	1	0		22.26	22.33	21.92
90	1	244		22.71	22.27	21.45
90	240	0		24.18	23.95	23.32
90	1	1	64-QAM	23.52	23.80	23.37
90	1	243		23.71	23.79	22.88
90	120	60		23.11	23.40	23.96
90	1	0		22.76	22.71	22.35
90	1	244		22.83	22.76	21.69
90	240	0		23.62	23.46	22.90
90	1	1	256-QAM	21.21	21.17	20.36
90	1	243		21.33	21.14	19.59
90	120	60		21.49	21.43	20.52
90	1	0		21.01	21.13	20.19
90	1	244		21.45	21.07	19.00
90	240	0		21.46	21.46	20.90



NR n41 Maximum Average Power [dBm]						
BW [MHz]	RB Size	RB Offset	Mod	Lowest	Middle	Highest
100	1	1	PI/2 BPSK	26.95	26.15	26.16
100	1	271		26.20	26.06	25.47
100	135	67		26.45	26.00	26.01
100	1	0		23.26	22.57	22.41
100	1	272		22.54	22.47	21.84
100	270	0		26.12	25.57	25.46
100	1	1	QPSK	26.70	25.99	25.84
100	1	271		25.92	25.53	25.27
100	135	67		26.20	25.96	25.71
100	1	0		23.12	22.53	22.33
100	1	272		22.37	22.46	21.83
100	270	0		25.05	25.19	24.89
100	1	1	16-QAM	25.60	25.14	24.93
100	1	271		24.89	24.69	24.53
100	135	67		25.43	25.17	24.89
100	1	0		22.93	22.46	22.19
100	1	272		22.29	22.34	21.89
100	270	0		24.47	24.24	23.89
100	1	1	64-QAM	24.45	24.14	23.79
100	1	271		23.85	24.00	23.26
100	135	67		23.91	23.59	23.54
100	1	0		23.44	22.91	22.79
100	1	272		22.59	22.93	21.59
100	270	0		24.13	23.74	23.45
100	1	1	256-QAM	21.97	21.55	21.07
100	1	271		21.26	21.33	20.21
100	135	67		21.90	21.84	21.49
100	1	0		21.85	21.31	20.89
100	1	272		21.09	21.15	19.62
100	270	0		22.05	21.85	21.44



LTE Band 5 Maximum Average Power [dBm]				
BW [MHz]	RB Size	RB Offset	Mod	Middle
10	50	0	QPSK	-0.83

EN-DC 5A-n66A Maximum Average Power [dBm]	
23.97	

NR n66 Maximum Average Power [dBm]						
BW [MHz]	RB Size	RB Offset	Mod	Lowest	Middle	Highest
5	1	1	PI/2 BPSK	23.78	23.85	23.88
5	1	23		23.88	23.84	23.85
5	12	6		23.85	23.89	23.86
5	1	0		23.81	23.83	23.67
5	1	24		23.88	23.76	23.56
5	25	0		23.83	23.82	23.59
5	1	1	QPSK	23.96	23.79	23.83
5	1	23		23.79	23.78	23.88
5	12	6		23.86	23.82	23.85
5	1	0		23.18	23.24	23.02
5	1	24		23.17	23.26	22.82
5	25	0		23.35	23.36	23.02
5	1	1	16-QAM	23.12	23.33	23.16
5	1	23		23.11	23.37	23.07
5	12	6		23.14	23.38	23.11
5	1	0		22.26	22.28	21.99
5	1	24		22.22	22.35	22.04
5	25	0		22.53	22.41	22.24
5	1	1	64-QAM	21.92	22.06	21.72
5	1	23		21.94	22.05	21.79
5	12	6		21.94	22.05	21.72
5	1	0		21.88	22.04	21.78
5	1	24		21.91	22.05	21.67
5	25	0		22.04	22.02	21.69
5	1	1	256-QAM	19.67	19.66	19.26
5	1	23		19.71	19.63	19.30
5	12	6		19.90	19.77	19.67



5	1	0	19.58	19.49	19.22
5	1	24	19.53	19.49	19.23
5	25	0	19.92	19.80	19.54

NR n66 Maximum Average Power [dBm]						
BW [MHz]	RB Size	RB Offset	Mod	Lowest	Middle	Highest
10	1	1	PI/2 BPSK	23.85	23.91	23.85
10	1	50		23.84	23.88	23.83
10	25	12		23.81	23.89	23.85
10	1	0		23.82	23.79	23.52
10	1	51		23.84	23.75	23.48
10	50	0		23.88	23.84	23.54
10	1	1	QPSK	23.84	23.77	23.67
10	1	50		23.78	23.81	23.63
10	25	12		23.88	23.85	23.84
10	1	0		23.18	23.35	22.91
10	1	51		23.29	23.39	22.90
10	50	0		23.40	23.49	22.97
10	1	1	16-QAM	23.24	23.36	22.90
10	1	50		23.33	23.36	22.87
10	25	12		23.35	23.33	22.97
10	1	0		22.20	22.21	21.84
10	1	51		22.30	22.26	21.84
10	50	0		22.39	22.46	22.02
10	1	1	64-QAM	22.02	22.03	21.39
10	1	50		22.04	22.06	21.36
10	25	12		21.99	22.03	21.57
10	1	0		22.01	22.00	21.42
10	1	51		22.11	22.04	21.39
10	50	0		21.89	21.92	21.49
10	1	1	256-QAM	19.66	19.75	19.28
10	1	50		19.78	19.72	19.27
10	25	12		19.88	19.87	19.51
10	1	0		19.65	19.64	19.29
10	1	51		19.77	19.70	19.29
10	50	0		20.02	20.00	19.52



NR n66 Maximum Average Power [dBm]						
BW [MHz]	RB Size	RB Offset	Mod	Lowest	Middle	Highest
20	1	1	PI/2 BPSK	23.88	23.87	23.83
20	1	104		23.81	23.84	23.89
20	50	25		23.86	23.89	23.86
20	1	0		23.87	23.88	23.61
20	1	105		23.87	23.88	23.67
20	100	0		23.85	23.79	23.61
20	1	1	QPSK	23.63	23.82	23.72
20	1	104		23.65	23.86	23.81
20	50	25		23.85	23.87	23.83
20	1	0		23.09	23.22	22.99
20	1	105		23.13	23.21	22.71
20	100	0		23.30	23.48	23.19
20	1	1	16-QAM	22.85	22.89	22.96
20	1	104		22.87	22.86	22.96
20	50	25		23.17	23.26	23.13
20	1	0		22.09	22.15	21.92
20	1	105		22.09	22.06	21.77
20	100	0		22.51	22.37	22.13
20	1	1	64-QAM	21.91	22.05	21.98
20	1	104		22.02	22.04	21.88
20	50	25		21.92	21.85	21.54
20	1	0		21.98	22.02	22.00
20	1	105		21.92	21.92	21.87
20	100	0		21.93	21.73	21.62
20	1	1	256-QAM	19.63	19.46	19.27
20	1	104		19.65	19.53	19.27
20	50	25		20.06	19.97	19.57
20	1	0		19.67	19.64	19.34
20	1	105		19.70	19.57	19.31
20	100	0		20.11	20.01	19.80



LTE Band 66 Maximum Average Power [dBm]				
BW [MHz]	RB Size	RB Offset	Mod	Middle
10	50	0	QPSK	0.58

EN-DC 66A-n71A Maximum Average Power [dBm]
22.99

NR n71 Maximum Average Power [dBm]						
BW [MHz]	RB Size	RB Offset	Mod	Lowest	Middle	Highest
5	1	1	PI/2 BPSK	21.51	21.48	21.16
5	1	23		21.71	21.66	21.36
5	12	6		21.86	21.99	21.68
5	1	0		21.51	21.50	21.21
5	1	24		21.63	21.65	21.26
5	25	0		20.64	20.67	21.35
5	1	1	QPSK	21.34	21.39	21.04
5	1	23		21.60	21.54	21.32
5	12	6		21.92	21.90	21.74
5	1	0		21.30	21.22	21.03
5	1	24		21.43	21.43	21.15
5	25	0		22.34	22.30	20.18
5	1	1	16-QAM	21.31	21.20	20.99
5	1	23		21.44	21.37	21.19
5	12	6		21.76	21.80	21.53
5	1	0		20.92	20.89	21.62
5	1	24		21.13	21.09	21.00
5	25	0		21.15	21.11	20.84
5	1	1	64-QAM	20.99	20.94	21.63
5	1	23		21.15	21.12	21.02
5	12	6		21.63	21.52	21.35
5	1	0		20.93	20.98	20.53
5	1	24		21.16	21.16	20.88
5	25	0		21.15	21.10	20.94
5	1	1	256-QAM	21.39	21.31	21.06
5	1	23		21.32	21.23	21.11
5	12	6		22.15	22.17	22.03



5	1	0	21.19	21.18	21.05
5	1	24	21.32	21.29	21.06
5	25	0	21.88	21.76	21.44

NR n71 Maximum Average Power [dBm]						
BW [MHz]	RB Size	RB Offset	Mod	Lowest	Middle	Highest
10	1	1	PI/2 BPSK	22.30	22.25	22.03
10	1	50		22.53	22.51	22.31
10	25	12		22.75	22.86	22.61
10	1	0		22.31	22.17	22.03
10	1	51		22.52	22.48	22.13
10	50	0		22.46	22.51	21.26
10	1	1	QPSK	22.34	22.26	22.04
10	1	50		22.51	22.41	22.16
10	25	12		22.91	22.86	22.33
10	1	0		22.12	22.07	21.08
10	1	51		22.31	22.26	22.06
10	50	0		22.63	22.44	22.17
10	1	1	16-QAM	21.93	21.91	21.73
10	1	50		22.15	22.16	22.11
10	25	12		22.73	22.70	22.53
10	1	0		21.82	21.71	21.50
10	1	51		22.12	22.09	21.83
10	50	0		22.26	22.21	21.93
10	1	1	64-QAM	21.69	21.63	21.36
10	1	50		21.83	21.88	21.63
10	25	12		21.52	22.45	22.14
10	1	0		21.63	21.64	21.34
10	1	51		21.85	21.88	21.61
10	50	0		22.31	22.15	22.06
10	1	1	256-QAM	21.34	21.32	21.06
10	1	50		21.58	21.54	21.32
10	25	12		22.09	22.17	22.05
10	1	0		21.36	21.34	21.16
10	1	51		21.63	21.57	21.22
10	50	0		21.80	21.79	21.58



NR n71 Maximum Average Power [dBm]						
BW [MHz]	RB Size	RB Offset	Mod	Lowest	Middle	Highest
15	1	1	PI/2 BPSK	22.06	22.03	21.83
15	1	77		22.34	22.43	22.25
15	36	18		22.93	22.96	22.72
15	1	0		21.94	21.97	21.82
15	1	78		22.63	22.44	22.16
15	75	0		22.34	22.48	22.28
15	1	1	QPSK	22.11	22.03	21.86
15	1	77		22.41	22.36	22.04
15	36	18		22.93	22.95	22.68
15	1	0		21.82	21.84	21.42
15	1	78		22.31	22.20	22.06
15	75	0		22.51	22.49	22.16
15	1	1	16-QAM	22.00	22.00	21.76
15	1	77		22.36	22.31	22.11
15	36	18		22.91	22.93	22.63
15	1	0		21.86	21.84	21.52
15	1	78		22.26	22.20	22.17
15	75	0		22.51	22.48	22.13
15	1	1	64-QAM	21.54	21.53	21.26
15	1	77		21.83	21.88	21.63
15	36	18		22.63	22.53	22.15
15	1	0		21.64	21.52	21.27
15	1	78		21.93	21.89	21.64
15	75	0		22.31	22.22	21.06
15	1	1	256-QAM	21.35	21.27	21.09
15	1	77		21.56	21.47	21.16
15	36	18		21.21	22.18	22.03
15	1	0		21.26	21.21	21.10
15	1	78		21.56	21.52	21.38
15	75	0		21.83	21.94	21.67



NR n71 Maximum Average Power [dBm]						
BW [MHz]	RB Size	RB Offset	Mod	Lowest	Middle	Highest
20	1	1	PI/2 BPSK	22.46	22.52	22.34
20	1	104		22.64	22.63	22.42
20	50	25		22.92	22.90	22.72
20	1	0		22.37	22.36	22.13
20	1	105		22.64	22.61	22.41
20	100	0		22.63	22.52	22.17
20	1	1	QPSK	22.46	22.39	22.16
20	1	104		22.63	22.56	22.39
20	50	25		22.95	22.92	22.77
20	1	0		22.24	22.24	22.09
20	1	105		22.54	22.47	22.15
20	100	0		22.64	22.49	22.31
20	1	1	16-QAM	22.30	22.20	22.08
20	1	104		22.38	22.35	22.16
20	50	25		22.94	22.80	22.63
20	1	0		21.92	21.94	21.63
20	1	105		21.16	22.15	22.06
20	100	0		22.31	22.25	22.14
20	1	1	64-QAM	21.86	21.98	21.73
20	1	104		22.18	22.17	22.03
20	50	25		22.53	22.60	22.36
20	1	0		21.93	21.97	21.74
20	1	105		22.26	22.22	22.00
20	100	0		22.19	22.20	22.01
20	1	1	256-QAM	21.63	21.45	21.21
20	1	104		21.63	21.67	21.35
20	50	25		22.38	22.32	22.15
20	1	0		21.53	21.50	21.27
20	1	105		21.68	21.68	21.43
20	100	0		21.83	21.97	21.75



ERP/EIRP

NR n2 / 5MHz (Average) (GT - LC = -1.5 dB)							
Channel	Mode	RB		Conducted		EIRP	
		Size	Offset	Power (dBm)	Power (Watts)	EIRP(dBm)	EIRP(W)
Lowest	PI/2 BPSK	1	23	23.95	0.2484	22.45	0.1758
Middle		1	23	23.95	0.2484	22.45	0.1758
Highest		1	23	23.83	0.2416	22.33	0.1711
Lowest	QPSK	1	1	23.85	0.2427	22.35	0.1718
Middle		1	1	23.84	0.2422	22.34	0.1714
Highest		1	1	23.67	0.2329	22.17	0.1649
Lowest	16QAM	1	23	23.33	0.2153	21.83	0.1525
Middle		1	23	23.36	0.2168	21.86	0.1535
Highest		1	23	22.87	0.1937	21.37	0.1371
Lowest	64QAM	1	23	22.04	0.1600	20.54	0.1133
Middle		1	23	22.06	0.1607	20.56	0.1138
Highest		1	23	21.46	0.1400	19.96	0.0991
Lowest	256QAM	25	0	20.02	0.1005	18.52	0.0712
Middle		25	0	20.00	0.1000	18.50	0.0708
Highest		25	0	19.52	0.0896	18.02	0.0634
Limit	EIRP < 2W			Result		PASS	

NR n2 / 10MHz (Average) (GT - LC = -1.5 dB)							
Channel	Mode	RB		Conducted		EIRP	
		Size	Offset	Power (dBm)	Power (Watts)	EIRP(dBm)	EIRP(W)
Lowest	PI/2 BPSK	1	1	23.88	0.2444	22.38	0.1730
Middle		1	1	23.93	0.2472	22.43	0.1750
Highest		1	1	23.95	0.2484	22.45	0.1758
Lowest	QPSK	25	12	23.84	0.2422	22.34	0.1714
Middle		25	12	23.87	0.2438	22.37	0.1726
Highest		25	12	23.97	0.2495	22.47	0.1767
Lowest	16QAM	25	12	23.28	0.2129	21.78	0.1507
Middle		25	12	23.26	0.2119	21.76	0.1500
Highest		25	12	23.12	0.2052	21.62	0.1453
Lowest	64QAM	1	1	21.94	0.1564	20.44	0.1107
Middle		1	1	22.05	0.1604	20.55	0.1136
Highest		1	1	21.98	0.1578	20.48	0.1117
Lowest	256QAM	50	0	19.92	0.0982	18.42	0.0696
Middle		50	0	19.80	0.0955	18.30	0.0677
Highest		50	0	19.53	0.0898	18.03	0.0636
Limit	EIRP < 2W			Result		PASS	



NR n2 / 15MHz (Average) (GT - LC = -1.5 dB)							
Channel	Mode	RB		Conducted		EIRP	
		Size	Offset	Power (dBm)	Power (Watts)	EIRP(dBm)	EIRP(W)
Lowest	PI/2 BPSK	75	0	23.89	0.2450	22.39	0.1734
Middle		75	0	23.94	0.2478	22.44	0.1754
Highest		75	0	23.64	0.2313	22.14	0.1637
Lowest	QPSK	1	1	23.94	0.2478	22.44	0.1754
Middle		1	1	23.92	0.2467	22.42	0.1746
Highest		1	1	23.97	0.2495	22.47	0.1767
Lowest	16QAM	1	77	23.39	0.2183	21.89	0.1546
Middle		1	77	23.16	0.2071	21.66	0.1466
Highest		1	77	22.93	0.1964	21.43	0.1390
Lowest	64QAM	1	77	22.05	0.1604	20.55	0.1136
Middle		1	77	21.98	0.1578	20.48	0.1117
Highest		1	77	21.90	0.1549	20.40	0.1097
Lowest	256QAM	36	18	19.90	0.0978	18.40	0.0692
Middle		36	18	20.02	0.1005	18.52	0.0712
Highest		36	18	19.54	0.0900	18.04	0.0637
Limit	EIRP < 2W			Result		PASS	

NR n2 / 20MHz (Average) (GT - LC = -1.5 dB)							
Channel	Mode	RB		Conducted		EIRP	
		Size	Offset	Power (dBm)	Power (Watts)	EIRP(dBm)	EIRP(W)
Lowest	PI/2 BPSK	100	0	23.97	0.2495	22.47	0.1767
Middle		100	0	23.94	0.2478	22.44	0.1754
Highest		100	0	23.64	0.2313	22.14	0.1637
Lowest	QPSK	50	25	23.86	0.2433	22.36	0.1722
Middle		50	25	23.89	0.2450	22.39	0.1734
Highest		50	25	23.96	0.2489	22.46	0.1762
Lowest	16QAM	50	25	23.38	0.2178	21.88	0.1542
Middle		50	25	23.48	0.2229	21.98	0.1578
Highest		50	25	23.29	0.2134	21.79	0.1511
Lowest	64QAM	1	0	21.90	0.1549	20.40	0.1097
Middle		1	0	22.01	0.1589	20.51	0.1125
Highest		1	0	22.32	0.1707	20.82	0.1208
Lowest	256QAM	50	25	19.96	0.0991	18.46	0.0702
Middle		50	25	19.96	0.0991	18.46	0.0702
Highest		50	25	19.87	0.0971	18.37	0.0688
Limit	EIRP < 2W			Result		PASS	



NR n5 / 5MHz (Average) (GT - LC = -1.7 dB)							
Channel	Mode	RB		Conducted		ERP	
		Size	Offset	Power (dBm)	Power (Watts)	ERP(dBm)	ERP(W)
Lowest	PI/2 BPSK	1	1	22.93	0.1964	19.08	0.0809
Middle		1	1	22.81	0.1910	18.96	0.0787
Highest		1	1	23.57	0.2276	19.72	0.0938
Lowest	QPSK	12	6	22.56	0.1804	18.71	0.0743
Middle		12	6	23.11	0.2047	19.26	0.0843
Highest		12	6	23.40	0.2188	19.55	0.0902
Lowest	16QAM	1	23	21.29	0.1346	17.44	0.0555
Middle		1	23	21.45	0.1397	17.6	0.0575
Highest		1	23	22.78	0.1897	18.93	0.0782
Lowest	64QAM	1	24	19.86	0.0969	16.01	0.0399
Middle		1	24	19.86	0.0969	16.01	0.0399
Highest		1	24	20.96	0.1248	17.11	0.0514
Lowest	256QAM	25	0	18.03	0.0636	14.18	0.0262
Middle		25	0	18.65	0.0733	14.8	0.0302
Highest		25	0	19.16	0.0825	15.31	0.0340
Limit	ERP < 7W			Result		PASS	

NR n5 / 10MHz (Average) (GT - LC = -1.7 dB)							
Channel	Mode	RB		Conducted		ERP	
		Size	Offset	Power (dBm)	Power (Watts)	ERP(dBm)	ERP(W)
Lowest	PI/2 BPSK	25	12	23.39	0.2183	19.54	0.0899
Middle		25	12	23.28	0.2129	19.43	0.0877
Highest		25	12	23.55	0.2265	19.7	0.0933
Lowest	QPSK	1	1	23.12	0.2052	19.27	0.0845
Middle		1	1	22.93	0.1964	19.08	0.0809
Highest		1	1	22.60	0.1820	18.75	0.0750
Lowest	16QAM	1	1	22.17	0.1649	18.32	0.0679
Middle		1	1	22.06	0.1607	18.21	0.0662
Highest		1	1	21.78	0.1507	17.93	0.0621
Lowest	64QAM	1	1	21.00	0.1259	17.15	0.0519
Middle		1	1	21.09	0.1286	17.24	0.0530
Highest		1	1	20.44	0.1107	16.59	0.0456
Lowest	256QAM	1	0	19.02	0.0798	15.17	0.0329
Middle		1	0	18.93	0.0782	15.08	0.0322
Highest		1	0	18.62	0.0728	14.77	0.0300
Limit	ERP < 7W			Result		PASS	



NR n5 / 15MHz (Average) (GT - LC = -1.7 dB)							
Channel	Mode	RB		Conducted		ERP	
		Size	Offset	Power (dBm)	Power (Watts)	ERP(dBm)	ERP(W)
Lowest	PI/2 BPSK	36	18	23.05	0.2019	19.2	0.0832
Middle		36	18	23.25	0.2114	19.4	0.0871
Highest		36	18	23.56	0.2270	19.71	0.0935
Lowest	QPSK	1	1	23.10	0.2042	19.25	0.0841
Middle		1	1	21.72	0.1486	17.87	0.0612
Highest		1	1	23.06	0.2024	19.21	0.0834
Lowest	16QAM	1	1	22.22	0.1668	18.37	0.0687
Middle		1	1	21.30	0.1349	17.45	0.0556
Highest		1	1	22.24	0.1675	18.39	0.0690
Lowest	64QAM	1	0	21.00	0.1259	17.15	0.0519
Middle		1	0	20.95	0.1245	17.1	0.0513
Highest		1	0	21.03	0.1268	17.18	0.0522
Lowest	256QAM	1	0	19.03	0.0800	15.18	0.0330
Middle		1	0	18.76	0.0752	14.91	0.0310
Highest		1	0	19.10	0.0813	15.25	0.0335
Limit	ERP < 7W			Result		PASS	

NR n5 / 20MHz (Average) (GT - LC = -1.7 dB)							
Channel	Mode	RB		Conducted		ERP	
		Size	Offset	Power (dBm)	Power (Watts)	ERP(dBm)	ERP(W)
Lowest	PI/2 BPSK	1	104	22.21	0.1664	18.36	0.0685
Middle		1	104	22.88	0.1941	19.03	0.0800
Highest		1	104	23.46	0.2219	19.61	0.0914
Lowest	QPSK	1	1	22.97	0.1982	19.12	0.0817
Middle		1	1	21.76	0.1500	17.91	0.0618
Highest		1	1	22.99	0.1991	19.14	0.0820
Lowest	16QAM	1	1	22.12	0.1630	18.27	0.0671
Middle		1	1	21.31	0.1353	17.46	0.0557
Highest		1	1	22.13	0.1634	18.28	0.0673
Lowest	64QAM	1	1	21.25	0.1334	17.4	0.0550
Middle		1	1	20.68	0.1170	16.83	0.0482
Highest		1	1	21.29	0.1346	17.44	0.0555
Lowest	256QAM	1	0	18.74	0.0749	14.89	0.0308
Middle		1	0	18.90	0.0777	15.05	0.0320
Highest		1	0	18.77	0.0754	14.92	0.0310
Limit	ERP < 7W			Result		PASS	



NR n12 / 5MHz (Average) (GT - LC = -2.1 dB)							
Channel	Mode	RB		Conducted		ERP	
		Size	Offset	Power (dBm)	Power (Watts)	ERP(dBm)	ERP(W)
Lowest	PI/2 BPSK	1	1	22.82	0.1915	18.57	0.0719
Middle		1	1	22.75	0.1884	18.5	0.0708
Highest		1	1	22.41	0.1742	18.16	0.0655
Lowest	QPSK	1	0	22.71	0.1867	18.46	0.0701
Middle		1	0	22.65	0.1841	18.4	0.0692
Highest		1	0	22.34	0.1714	18.09	0.0644
Lowest	16QAM	1	1	22.48	0.1771	18.23	0.0665
Middle		1	1	22.44	0.1754	18.19	0.0659
Highest		1	1	22.17	0.1649	17.92	0.0619
Lowest	64QAM	25	0	22.82	0.1915	18.57	0.0719
Middle		25	0	22.77	0.1893	18.52	0.0711
Highest		25	0	22.41	0.1742	18.16	0.0655
Lowest	256QAM	12	6	22.41	0.1742	18.16	0.0655
Middle		12	6	22.32	0.1707	18.07	0.0641
Highest		12	6	22.03	0.1596	17.78	0.0600
Limit	ERP < 3W			Result		PASS	

NR n12 / 10MHz (Average) (GT - LC = -2.1 dB)							
Channel	Mode	RB		Conducted		ERP	
		Size	Offset	Power (dBm)	Power (Watts)	ERP(dBm)	ERP(W)
Lowest	PI/2 BPSK	1	0	23.82	0.2410	19.57	0.0906
Middle		1	0	23.86	0.2433	19.61	0.0914
Highest		1	0	23.42	0.2198	19.17	0.0826
Lowest	QPSK	1	1	20.57	0.1141	16.32	0.0429
Middle		1	1	23.68	0.2334	19.43	0.0877
Highest		1	1	23.27	0.2124	19.02	0.0798
Lowest	16QAM	25	12	23.41	0.2193	19.16	0.0824
Middle		25	12	23.26	0.2119	19.01	0.0796
Highest		25	12	23.04	0.2014	18.79	0.0757
Lowest	64QAM	1	0	23.21	0.2095	18.96	0.0787
Middle		1	0	23.12	0.2052	18.87	0.0771
Highest		1	0	23.00	0.1996	18.75	0.0750
Lowest	256QAM	1	1	23.41	0.2193	19.16	0.0824
Middle		1	1	22.38	0.1730	18.13	0.0650
Highest		1	1	22.06	0.1607	17.81	0.0604
Limit	ERP < 3W			Result		PASS	



NR n12 / 15MHz (Average) (GT - LC = -2.1 dB)							
Channel	Mode	RB		Conducted		ERP	
		Size	Offset	Power (dBm)	Power (Watts)	ERP(dBm)	ERP(W)
Lowest	PI/2 BPSK	1	1	22.86	0.1932	18.61	0.0726
Middle		1	1	22.82	0.1915	18.57	0.0719
Highest		1	1	22.53	0.1791	18.28	0.0673
Lowest	QPSK	1	1	22.81	0.1910	18.56	0.0718
Middle		1	1	22.71	0.1867	18.46	0.0701
Highest		1	1	22.34	0.1714	18.09	0.0644
Lowest	16QAM	36	18	22.57	0.1808	18.32	0.0679
Middle		36	18	22.41	0.1742	18.16	0.0655
Highest		36	18	22.16	0.1645	17.91	0.0618
Lowest	64QAM	36	18	22.36	0.1722	18.11	0.0647
Middle		36	18	22.29	0.1695	18.04	0.0637
Highest		36	18	22.18	0.1652	17.93	0.0621
Lowest	256QAM	1	1	21.93	0.1560	17.68	0.0586
Middle		1	1	21.90	0.1549	17.65	0.0582
Highest		1	1	21.68	0.1473	17.43	0.0553
Limit	ERP < 3W			Result		PASS	

NR n25 / 5MHz (Average) (GT - LC = -1.5 dB)							
Channel	Mode	RB		Conducted		EIRP	
		Size	Offset	Power (dBm)	Power (Watts)	EIRP(dBm)	EIRP(W)
Lowest	PI/2 BPSK	1	1	23.88	0.2444	22.38	0.1730
Middle		1	1	23.92	0.2467	22.42	0.1746
Highest		1	1	23.89	0.2450	22.39	0.1734
Lowest	QPSK	12	6	23.95	0.2484	22.45	0.1758
Middle		12	6	23.78	0.2388	22.28	0.1691
Highest		12	6	23.88	0.2444	22.38	0.1730
Lowest	16QAM	1	1	23.63	0.2307	22.13	0.1634
Middle		1	1	23.54	0.2260	22.04	0.1600
Highest		1	1	23.21	0.2095	21.71	0.1483
Lowest	64QAM	25	0	22.17	0.1649	20.67	0.1167
Middle		25	0	22.04	0.1600	20.54	0.1133
Highest		25	0	21.83	0.1525	20.33	0.1079
Lowest	256QAM	12	6	19.91	0.0980	18.41	0.0694
Middle		12	6	19.96	0.0991	18.46	0.0702
Highest		12	6	19.72	0.0938	18.22	0.0664
Limit	EIRP < 2W			Result		PASS	



NR n25 / 10MHz (Average) (GT - LC = -1.5 dB)							
Channel	Mode	RB		Conducted		EIRP	
		Size	Offset	Power (dBm)	Power (Watts)	EIRP(dBm)	EIRP(W)
Lowest	PI/2 BPSK	25	12	23.88	0.2444	22.38	0.1730
Middle		25	12	23.95	0.2484	22.45	0.1758
Highest		25	12	23.87	0.2438	22.37	0.1726
Lowest	QPSK	1	50	23.79	0.2394	22.29	0.1695
Middle		1	50	23.89	0.2450	22.39	0.1734
Highest		1	50	23.88	0.2444	22.38	0.1730
Lowest	16QAM	25	12	23.93	0.2472	22.43	0.1750
Middle		25	12	23.26	0.2119	21.76	0.1500
Highest		25	12	23.12	0.2052	21.62	0.1453
Lowest	64QAM	1	1	22.21	0.1664	20.71	0.1178
Middle		1	1	22.15	0.1641	20.65	0.1162
Highest		1	1	21.87	0.1539	20.37	0.1089
Lowest	256QAM	50	0	20.09	0.1021	18.59	0.0723
Middle		50	0	20.11	0.1026	18.61	0.0727
Highest		50	0	19.88	0.0973	18.38	0.0689
Limit	EIRP < 2W			Result		PASS	

NR n25 / 15MHz (Average) (GT - LC = -1.5 dB)							
Channel	Mode	RB		Conducted		EIRP	
		Size	Offset	Power (dBm)	Power (Watts)	EIRP(dBm)	EIRP(W)
Lowest	PI/2 BPSK	1	77	23.95	0.2484	22.45	0.1758
Middle		1	77	23.92	0.2467	22.42	0.1746
Highest		1	77	23.89	0.2450	22.39	0.1734
Lowest	QPSK	1	1	23.89	0.2450	22.39	0.1734
Middle		1	1	23.89	0.2450	22.39	0.1734
Highest		1	1	23.95	0.2484	22.45	0.1758
Lowest	16QAM	1	77	23.53	0.2255	22.03	0.1596
Middle		1	77	23.43	0.2203	21.93	0.1560
Highest		1	77	23.28	0.2129	21.78	0.1507
Lowest	64QAM	1	1	22.13	0.1634	20.63	0.1157
Middle		1	1	21.98	0.1578	20.48	0.1117
Highest		1	1	22.01	0.1589	20.51	0.1125
Lowest	256QAM	75	0	20.15	0.1036	18.65	0.0733
Middle		75	0	20.05	0.1012	18.55	0.0717
Highest		75	0	20.01	0.1003	18.51	0.0710
Limit	EIRP < 2W			Result		PASS	



NR n25 / 20MHz (Average) (GT - LC = -1.5 dB)							
Channel	Mode	RB		Conducted		EIRP	
		Size	Offset	Power (dBm)	Power (Watts)	EIRP(dBm)	EIRP(W)
Lowest	PI/2 BPSK	50	25	23.92	0.2467	22.42	0.1746
Middle		50	25	23.91	0.2461	22.41	0.1742
Highest		50	25	23.77	0.2383	22.27	0.1687
Lowest	QPSK	50	25	23.91	0.2461	22.41	0.1742
Middle		50	25	23.88	0.2444	22.38	0.1730
Highest		50	25	24.00	0.2512	22.50	0.1779
Lowest	16QAM	50	25	23.40	0.2188	21.90	0.1549
Middle		50	25	23.48	0.2229	21.98	0.1578
Highest		50	25	23.21	0.2095	21.71	0.1483
Lowest	64QAM	1	104	22.23	0.1672	20.73	0.1184
Middle		1	104	22.05	0.1604	20.55	0.1136
Highest		1	104	21.81	0.1518	20.31	0.1074
Lowest	256QAM	100	0	20.00	0.1000	18.50	0.0708
Middle		100	0	20.01	0.1003	18.51	0.0710
Highest		100	0	19.93	0.0985	18.43	0.0697
Limit	EIRP < 2W			Result		PASS	

NR n41 / 20MHz (Average) (GT - LC = -1.7 dB)							
Channel	Mode	RB		Conducted		EIRP	
		Size	Offset	Power (dBm)	Power (Watts)	EIRP(dBm)	EIRP(W)
Lowest	PI/2 BPSK	50	0	26.96	0.4966	25.26	0.3358
Middle		50	0	25.06	0.3207	23.36	0.2168
Highest		50	0	24.39	0.2748	22.69	0.1858
Lowest	QPSK	1	49	26.89	0.4887	25.19	0.3304
Middle		1	49	25.35	0.3428	23.65	0.2318
Highest		1	49	24.46	0.2793	22.76	0.1888
Lowest	16QAM	25	12	25.89	0.3882	24.19	0.2625
Middle		25	12	24.58	0.2871	22.88	0.1941
Highest		25	12	23.76	0.2377	22.06	0.1607
Lowest	64QAM	25	12	24.48	0.2806	22.78	0.1897
Middle		25	12	23.12	0.2052	21.42	0.1387
Highest		25	12	22.31	0.1703	20.61	0.1151
Lowest	256QAM	25	12	22.48	0.1771	20.78	0.1197
Middle		25	12	21.01	0.1262	19.31	0.0854
Highest		25	12	20.40	0.1097	18.70	0.0742
Limit	EIRP < 2W			Result		PASS	



NR n41 / 40MHz (Average) (GT - LC = -1.7 dB)							
Channel	Mode	RB		Conducted		EIRP	
		Size	Offset	Power (dBm)	Power (Watts)	EIRP(dBm)	EIRP(W)
Lowest	PI/2 BPSK	50	25	26.95	0.4955	25.25	0.3350
Middle		50	25	26.85	0.4842	25.15	0.3274
Highest		50	25	26.11	0.4084	24.41	0.2761
Lowest	QPSK	50	25	26.85	0.4842	25.15	0.3274
Middle		50	25	26.89	0.4887	25.19	0.3304
Highest		50	25	25.96	0.3945	24.26	0.2667
Lowest	16QAM	50	25	25.96	0.3945	24.26	0.2667
Middle		50	25	25.98	0.3963	24.28	0.2680
Highest		50	25	25.16	0.3281	23.46	0.2219
Lowest	64QAM	1	1	24.36	0.2729	22.66	0.1846
Middle		1	1	24.47	0.2799	22.77	0.1893
Highest		1	1	23.56	0.2270	21.86	0.1535
Lowest	256QAM	50	25	22.48	0.1771	20.78	0.1197
Middle		50	25	22.46	0.1762	20.76	0.1192
Highest		50	25	21.67	0.1469	19.97	0.0994
Limit	EIRP < 2W			Result		PASS	

NR n41 / 50MHz (Average) (GT - LC = -1.7 dB)							
Channel	Mode	RB		Conducted		EIRP	
		Size	Offset	Power (dBm)	Power (Watts)	EIRP(dBm)	EIRP(W)
Lowest	PI/2 BPSK	1	1	26.47	0.4437	24.77	0.3000
Middle		1	1	26.36	0.4326	24.66	0.2925
Highest		1	1	26.93	0.4932	25.23	0.3335
Lowest	QPSK	1	1	26.33	0.4296	24.63	0.2905
Middle		1	1	26.44	0.4406	24.74	0.2979
Highest		1	1	26.59	0.4561	24.89	0.3084
Lowest	16QAM	64	32	25.13	0.3259	23.43	0.2203
Middle		64	32	25.51	0.3557	23.81	0.2405
Highest		64	32	25.26	0.3358	23.56	0.2270
Lowest	64QAM	1	1	24.22	0.2643	22.52	0.1787
Middle		1	1	24.36	0.2729	22.66	0.1846
Highest		1	1	24.48	0.2806	22.78	0.1897
Lowest	256QAM	1	0	21.81	0.1518	20.11	0.1026
Middle		1	0	21.77	0.1504	20.07	0.1017
Highest		1	0	22.18	0.1652	20.48	0.1117
Limit	EIRP < 2W			Result		PASS	



NR n41 / 60MHz (Average) (GT - LC = -1.7 dB)							
Channel	Mode	RB		Conducted		EIRP	
		Size	Offset	Power (dBm)	Power (Watts)	EIRP(dBm)	EIRP(W)
Lowest	PI/2 BPSK	1	1	26.04	0.4018	24.34	0.2717
Middle		1	1	26.62	0.4592	24.92	0.3105
Highest		1	1	26.76	0.4743	25.06	0.3207
Lowest	QPSK	1	160	25.48	0.3532	23.78	0.2388
Middle		1	160	26.56	0.4529	24.86	0.3062
Highest		1	160	26.81	0.4798	25.11	0.3244
Lowest	16QAM	81	40	24.83	0.3041	23.13	0.2056
Middle		81	40	25.66	0.3682	23.96	0.2489
Highest		81	40	25.23	0.3335	23.53	0.2255
Lowest	64QAM	1	1	23.76	0.2377	22.06	0.1607
Middle		1	1	24.45	0.2787	22.75	0.1884
Highest		1	1	24.47	0.2799	22.77	0.1893
Lowest	256QAM	162	0	21.63	0.1456	19.93	0.0985
Middle		162	0	22.25	0.1679	20.55	0.1136
Highest		162	0	22.32	0.1707	20.62	0.1154
Limit	EIRP < 2W			Result		PASS	

NR n41 / 80MHz (Average) (GT - LC = -1.7 dB)							
Channel	Mode	RB		Conducted		EIRP	
		Size	Offset	Power (dBm)	Power (Watts)	EIRP(dBm)	EIRP(W)
Lowest	PI/2 BPSK	1	1	26.15	0.4121	24.45	0.2787
Middle		1	1	26.52	0.4488	24.82	0.3034
Highest		1	1	26.88	0.4876	25.18	0.3297
Lowest	QPSK	1	1	25.62	0.3648	23.92	0.2467
Middle		1	1	26.51	0.4478	24.81	0.3027
Highest		1	1	26.67	0.4646	24.97	0.3141
Lowest	16QAM	1	1	24.59	0.2878	22.89	0.1946
Middle		1	1	25.41	0.3476	23.71	0.2350
Highest		1	1	25.56	0.3598	23.86	0.2433
Lowest	64QAM	1	1	23.77	0.2383	22.07	0.1611
Middle		1	1	24.36	0.2729	22.66	0.1846
Highest		1	1	24.56	0.2858	22.86	0.1932
Lowest	256QAM	216	0	21.51	0.1416	19.81	0.0958
Middle		216	0	22.21	0.1664	20.51	0.1125
Highest		216	0	22.14	0.1637	20.44	0.1107
Limit	EIRP < 2W			Result		PASS	



NR n41 / 90MHz (Average) (GT - LC = -1.7 dB)							
Channel	Mode	RB		Conducted		EIRP	
		Size	Offset	Power (dBm)	Power (Watts)	EIRP(dBm)	EIRP(W)
Lowest	PI/2 BPSK	1	243	26.22	0.4188	24.52	0.2832
Middle		1	243	22.43	0.1750	20.73	0.1184
Highest		1	243	24.97	0.3141	23.27	0.2124
Lowest	QPSK	120	60	25.55	0.3590	23.85	0.2427
Middle		120	60	25.83	0.3829	24.13	0.2589
Highest		120	60	25.32	0.3405	23.62	0.2302
Lowest	16QAM	1	1	25.03	0.3185	23.33	0.2153
Middle		1	1	24.81	0.3027	23.11	0.2047
Highest		1	1	24.21	0.2637	22.51	0.1783
Lowest	64QAM	120	60	23.11	0.2047	21.41	0.1384
Middle		120	60	23.40	0.2188	21.70	0.1480
Highest		120	60	23.96	0.2489	22.26	0.1683
Lowest	256QAM	120	60	21.49	0.1410	19.79	0.0953
Middle		120	60	21.43	0.1390	19.73	0.0940
Highest		120	60	20.52	0.1128	18.82	0.0763
Limit	EIRP < 2W			Result		PASS	

NR n41 / 100MHz (Average) (GT - LC = -1.7 dB)							
Channel	Mode	RB		Conducted		EIRP	
		Size	Offset	Power (dBm)	Power (Watts)	EIRP(dBm)	EIRP(W)
Lowest	PI/2 BPSK	1	1	26.95	0.4955	25.25	0.3350
Middle		1	1	26.15	0.4121	24.45	0.2787
Highest		1	1	26.16	0.4131	24.46	0.2793
Lowest	QPSK	1	1	26.70	0.4678	25.00	0.3163
Middle		1	1	25.99	0.3972	24.29	0.2686
Highest		1	1	25.84	0.3838	24.14	0.2595
Lowest	16QAM	1	1	25.60	0.3631	23.90	0.2455
Middle		1	1	25.14	0.3266	23.44	0.2209
Highest		1	1	24.93	0.3112	23.23	0.2104
Lowest	64QAM	1	1	24.45	0.2787	22.75	0.1884
Middle		1	1	24.14	0.2595	22.44	0.1754
Highest		1	1	23.79	0.2394	22.09	0.1619
Lowest	256QAM	270	0	22.05	0.1604	20.35	0.1084
Middle		270	0	21.85	0.1532	20.15	0.1036
Highest		270	0	21.44	0.1394	19.74	0.0942
Limit	EIRP < 2W			Result		PASS	



NR n66 / 5MHz (Average) (GT - LC = -1 dB)							
Channel	Mode	RB		Conducted		EIRP	
		Size	Offset	Power (dBm)	Power (Watts)	EIRP(dBm)	EIRP(W)
Lowest	PI/2 BPSK	12	6	23.85	0.2427	22.85	0.1928
Middle		12	6	23.89	0.2450	22.89	0.1946
Highest		12	6	23.86	0.2433	22.86	0.1932
Lowest	QPSK	1	1	23.96	0.2489	22.96	0.1977
Middle		1	1	23.79	0.2394	22.79	0.1902
Highest		1	1	23.83	0.2416	22.83	0.1919
Lowest	16QAM	12	6	23.14	0.2061	22.14	0.1637
Middle		12	6	23.38	0.2178	22.38	0.1730
Highest		12	6	23.11	0.2047	22.11	0.1626
Lowest	64QAM	1	1	21.92	0.1556	20.92	0.1236
Middle		1	1	22.06	0.1607	21.06	0.1277
Highest		1	1	21.72	0.1486	20.72	0.1181
Lowest	256QAM	25	0	19.92	0.0982	18.92	0.0780
Middle		25	0	19.80	0.0955	18.80	0.0759
Highest		25	0	19.54	0.0900	18.54	0.0715
Limit	EIRP < 1W			Result		PASS	

NR n66 / 10MHz (Average) (GT - LC = -1 dB)							
Channel	Mode	RB		Conducted		EIRP	
		Size	Offset	Power (dBm)	Power (Watts)	EIRP(dBm)	EIRP(W)
Lowest	PI/2 BPSK	1	1	23.85	0.2427	22.85	0.1928
Middle		1	1	23.91	0.2461	22.91	0.1955
Highest		1	1	23.85	0.2427	22.85	0.1928
Lowest	QPSK	25	12	23.88	0.2444	22.88	0.1941
Middle		25	12	23.85	0.2427	22.85	0.1928
Highest		25	12	23.84	0.2422	22.84	0.1924
Lowest	16QAM	1	1	23.24	0.2109	22.24	0.1675
Middle		1	1	23.36	0.2168	22.36	0.1722
Highest		1	1	22.90	0.1950	21.90	0.1549
Lowest	64QAM	1	51	22.11	0.1626	21.11	0.1292
Middle		1	51	22.04	0.1600	21.04	0.1271
Highest		1	51	21.39	0.1378	20.39	0.1094
Lowest	256QAM	50	0	20.02	0.1005	19.02	0.0798
Middle		50	0	20.00	0.1000	19.00	0.0795
Highest		50	0	19.52	0.0896	18.52	0.0712
Limit	EIRP < 1W			Result		PASS	



NR n66 / 15MHz (Average) (GT - LC = -1 dB)							
Channel	Mode	RB		Conducted		EIRP	
		Size	Offset	Power (dBm)	Power (Watts)	EIRP(dBm)	EIRP(W)
Lowest	PI/2 BPSK	36	18	23.81	0.2405	22.81	0.1910
Middle		36	18	23.89	0.2450	22.89	0.1946
Highest		36	18	23.81	0.2405	22.81	0.1910
Lowest	QPSK	36	18	23.91	0.2461	22.91	0.1955
Middle		36	18	23.87	0.2438	22.87	0.1937
Highest		36	18	23.82	0.2410	22.82	0.1915
Lowest	16QAM	1	1	23.42	0.2198	22.42	0.1746
Middle		1	1	23.10	0.2042	22.10	0.1622
Highest		1	1	23.07	0.2028	22.07	0.1611
Lowest	64QAM	1	1	22.01	0.1589	21.01	0.1262
Middle		1	1	21.81	0.1518	20.81	0.1206
Highest		1	1	21.64	0.1459	20.64	0.1159
Lowest	256QAM	75	0	20.01	0.1003	19.01	0.0797
Middle		75	0	19.97	0.0994	18.97	0.0789
Highest		75	0	19.76	0.0947	18.76	0.0752
Limit	EIRP < 1W			Result		PASS	

NR n66 / 20MHz (Average) (GT - LC = -1 dB)							
Channel	Mode	RB		Conducted		EIRP	
		Size	Offset	Power (dBm)	Power (Watts)	EIRP(dBm)	EIRP(W)
Lowest	PI/2 BPSK	1	104	23.81	0.2405	22.81	0.1910
Middle		1	104	23.84	0.2422	22.84	0.1924
Highest		1	104	23.89	0.2450	22.89	0.1946
Lowest	QPSK	50	25	23.85	0.2427	22.85	0.1928
Middle		50	25	23.87	0.2438	22.87	0.1937
Highest		50	25	23.83	0.2416	22.83	0.1919
Lowest	16QAM	50	25	23.17	0.2075	22.17	0.1649
Middle		50	25	23.26	0.2119	22.26	0.1683
Highest		50	25	23.13	0.2056	22.13	0.1634
Lowest	64QAM	1	1	21.91	0.1553	20.91	0.1234
Middle		1	1	22.05	0.1604	21.05	0.1274
Highest		1	1	21.98	0.1578	20.98	0.1254
Lowest	256QAM	100	0	20.11	0.1026	19.11	0.0815
Middle		100	0	20.01	0.1003	19.01	0.0797
Highest		100	0	19.80	0.0955	18.80	0.0759
Limit	EIRP < 1W			Result		PASS	



NR n71 / 5MHz (Average) (GT - LC = -2 dB)							
Channel	Mode	RB		Conducted		ERP	
		Size	Offset	Power (dBm)	Power (Watts)	ERP(dBm)	ERP(W)
Lowest	PI/2 BPSK	12	6	21.86	0.1535	17.71	0.0590
Middle		12	6	21.99	0.1582	17.84	0.0608
Highest		12	6	21.68	0.1473	17.53	0.0566
Lowest	QPSK	25	0	22.34	0.1714	18.19	0.0659
Middle		25	0	22.30	0.1699	18.15	0.0653
Highest		25	0	20.18	0.1043	16.03	0.0401
Lowest	16QAM	12	6	21.76	0.1500	17.61	0.0577
Middle		12	6	21.80	0.1514	17.65	0.0582
Highest		12	6	21.53	0.1423	17.38	0.0547
Lowest	64QAM	1	1	20.99	0.1257	16.84	0.0483
Middle		1	1	20.94	0.1242	16.79	0.0478
Highest		1	1	21.63	0.1456	17.48	0.0560
Lowest	256QAM	12	6	22.15	0.1641	18	0.0631
Middle		12	6	22.17	0.1649	18.02	0.0634
Highest		12	6	22.03	0.1596	17.88	0.0614
Limit	ERP < 3W			Result		PASS	

NR n71 / 10MHz (Average) (GT - LC = -2 dB)							
Channel	Mode	RB		Conducted		ERP	
		Size	Offset	Power (dBm)	Power (Watts)	ERP(dBm)	ERP(W)
Lowest	PI/2 BPSK	25	12	22.75	0.1884	18.6	0.0724
Middle		25	12	22.86	0.1932	18.71	0.0743
Highest		25	12	22.61	0.1824	18.46	0.0701
Lowest	QPSK	25	12	22.91	0.1955	18.76	0.0752
Middle		25	12	22.86	0.1932	18.71	0.0743
Highest		25	12	22.33	0.1711	18.18	0.0658
Lowest	16QAM	25	12	22.73	0.1875	18.58	0.0721
Middle		25	12	22.70	0.1863	18.55	0.0716
Highest		25	12	22.53	0.1791	18.38	0.0689
Lowest	64QAM	25	12	21.52	0.1420	17.37	0.0546
Middle		25	12	22.45	0.1758	18.3	0.0676
Highest		25	12	22.14	0.1637	17.99	0.0630
Lowest	256QAM	25	12	22.09	0.1619	17.94	0.0622
Middle		25	12	22.17	0.1649	18.02	0.0634
Highest		25	12	22.05	0.1604	17.9	0.0617
Limit	ERP < 3W			Result		PASS	



NR n71 / 15MHz (Average) (GT - LC = -2 dB)							
Channel	Mode	RB		Conducted		ERP	
		Size	Offset	Power (dBm)	Power (Watts)	ERP(dBm)	ERP(W)
Lowest	PI/2 BPSK	36	18	22.93	0.1964	18.78	0.0755
Middle		36	18	22.96	0.1977	18.81	0.0760
Highest		36	18	22.72	0.1871	18.57	0.0719
Lowest	QPSK	36	18	22.93	0.1964	18.78	0.0755
Middle		36	18	22.95	0.1973	18.8	0.0759
Highest		36	18	22.68	0.1854	18.53	0.0713
Lowest	16QAM	36	18	22.91	0.1955	18.76	0.0752
Middle		36	18	22.93	0.1964	18.78	0.0755
Highest		36	18	22.63	0.1833	18.48	0.0705
Lowest	64QAM	36	18	22.63	0.1833	18.48	0.0705
Middle		36	18	22.53	0.1791	18.38	0.0689
Highest		36	18	22.15	0.1641	18	0.0631
Lowest	256QAM	36	18	21.21	0.1322	17.06	0.0508
Middle		36	18	22.18	0.1652	18.03	0.0635
Highest		36	18	22.03	0.1596	17.88	0.0614
Limit	ERP < 3W			Result		PASS	

NR n71 / 20MHz (Average) (GT - LC = -2 dB)							
Channel	Mode	RB		Conducted		ERP	
		Size	Offset	Power (dBm)	Power (Watts)	ERP(dBm)	ERP(W)
Lowest	PI/2 BPSK	50	25	22.92	0.1959	18.77	0.0753
Middle		50	25	22.90	0.1950	18.75	0.0750
Highest		50	25	22.72	0.1871	18.57	0.0719
Lowest	QPSK	50	25	22.95	0.1973	18.8	0.0759
Middle		50	25	22.92	0.1959	18.77	0.0753
Highest		50	25	22.77	0.1893	18.62	0.0728
Lowest	16QAM	50	25	22.94	0.1968	18.79	0.0757
Middle		50	25	22.80	0.1906	18.65	0.0733
Highest		50	25	22.63	0.1833	18.48	0.0705
Lowest	64QAM	50	25	22.53	0.1791	18.38	0.0689
Middle		50	25	22.60	0.1820	18.45	0.0700
Highest		50	25	22.36	0.1722	18.21	0.0662
Lowest	256QAM	50	25	22.38	0.1730	18.23	0.0665
Middle		50	25	22.32	0.1707	18.17	0.0656
Highest		50	25	22.15	0.1641	18	0.0631
Limit	ERP < 3W			Result		PASS	



5G NR n2

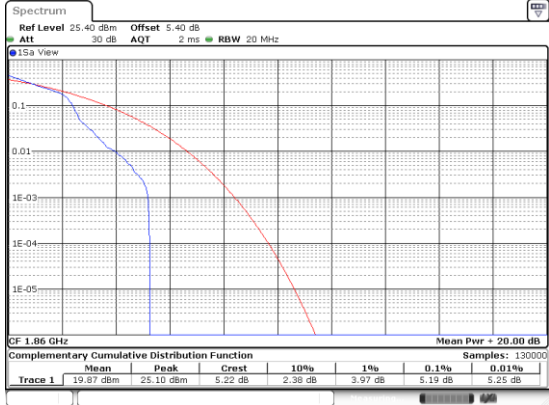
Peak-to-Average Ratio

Mode	N2 / 20MHz				
Mod.	QPSK		16QAM		Limit: 13dB
RB Size	1RB	Full RB	1RB	Full RB	Result
Lowest CH	5.22	5.22	6.75	6.46	PASS
Middle CH	5.19	5.22	6.58	6.46	
Highest CH	5.57	5.28	7.25	6.41	
Mode	N2 / 20MHz				
Mod.	64QAM		256QAM		Limit: 13dB
RB Size	1RB	Full RB	1RB	Full RB	Result
Lowest CH	7.57	6.32	6.78	6.55	PASS
Middle CH	7.13	6.35	6.96	6.49	
Highest CH	7.42	6.35	6.46	6.55	
Mode	N2 / 20MHz				
Mod.	BPSK				Limit: 13dB
RB Size	1RB	Full RB			Result
Lowest CH	5.19	3.91			PASS
Middle CH	4.78	5.36			
Highest CH	4.81	4.06			

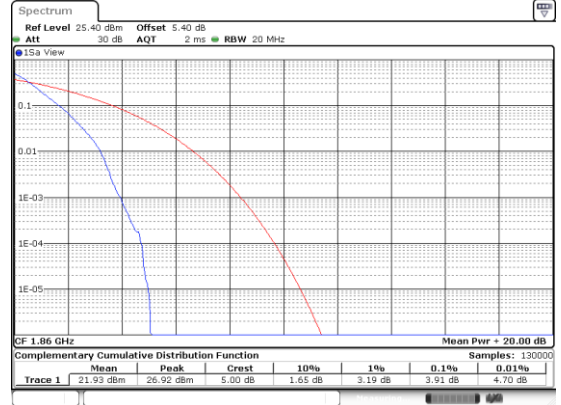


EN-DC_66A_n2A / LTE 10MHz + NR 20MHz / BPSK

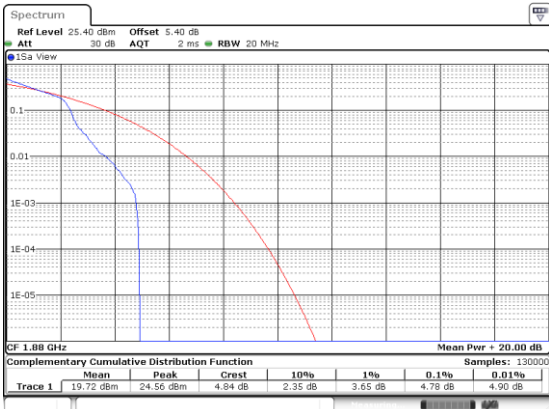
Lowest Channel / 1RB0



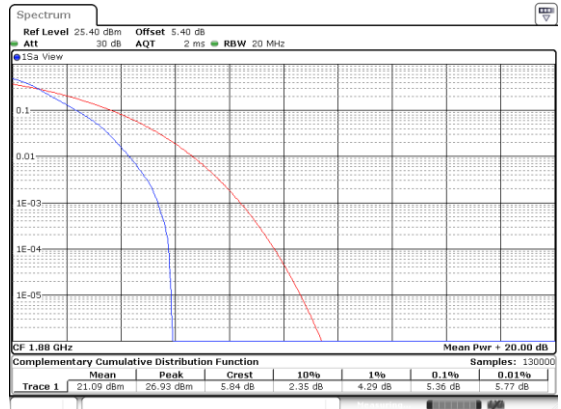
Lowest Channel / 100RB0



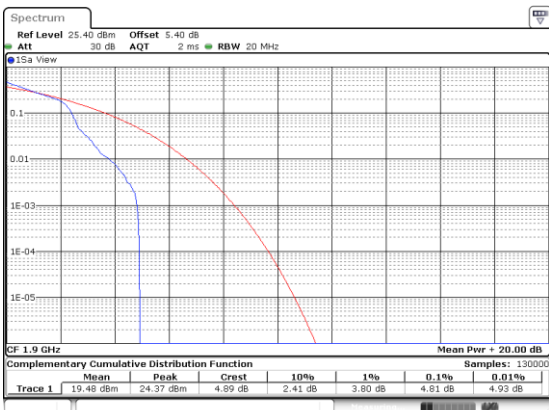
Middle Channel / 1RB0



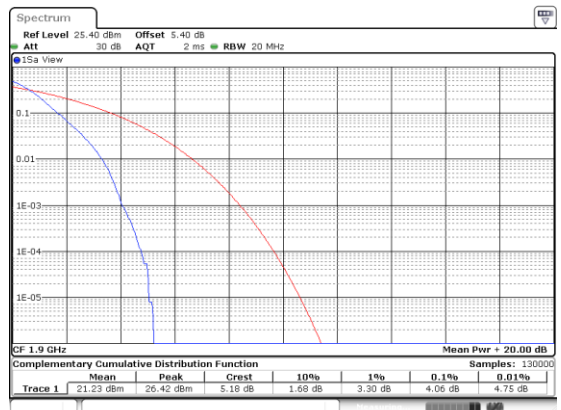
Middle Channel / 100RB0



Highest Channel / 1RB0



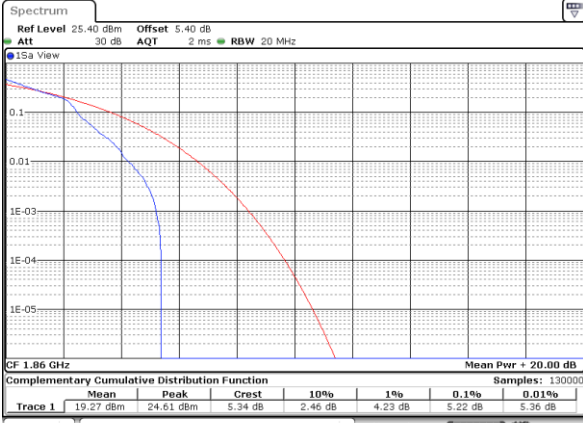
Highest Channel / 100RB0





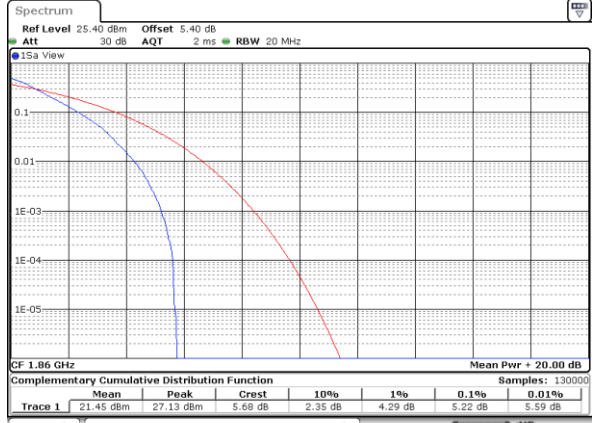
EN-DC_66A_n2A / LTE 10MHz + NR 20MHz / QPSK

Lowest Channel / 1RB0



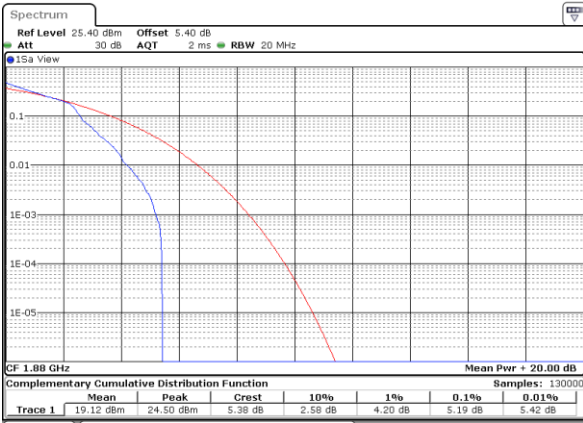
Date: 21 MAY 2020 02:51:17

Lowest Channel / 100RB0



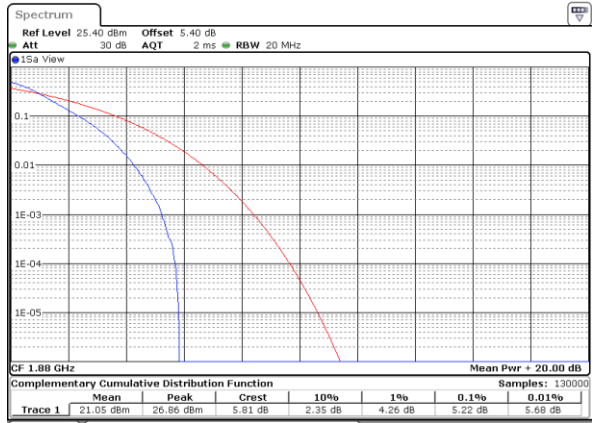
Date: 21 MAY 2020 02:44:52

Middle Channel / 1RB0



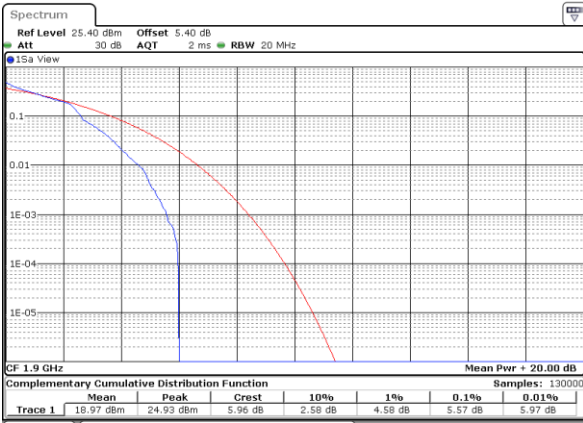
Date: 21 MAY 2020 03:07:54

Middle Channel / 100RB0



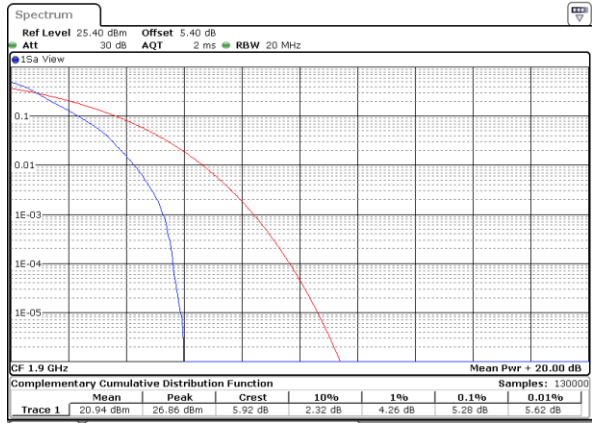
Date: 21 MAY 2020 03:22:04

Highest Channel / 1RB0



Date: 21 MAY 2020 03:36:52

Highest Channel / 100RB0

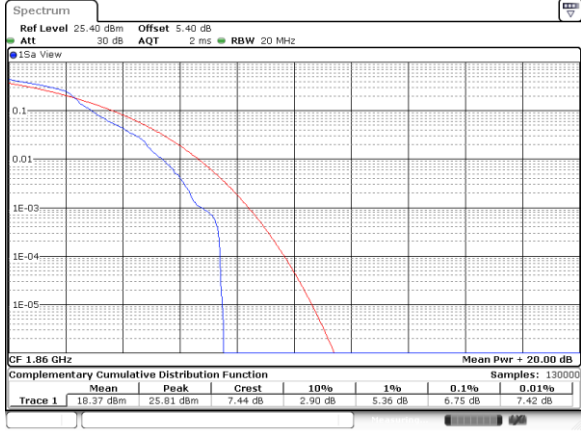


Date: 21 MAY 2020 03:26:49



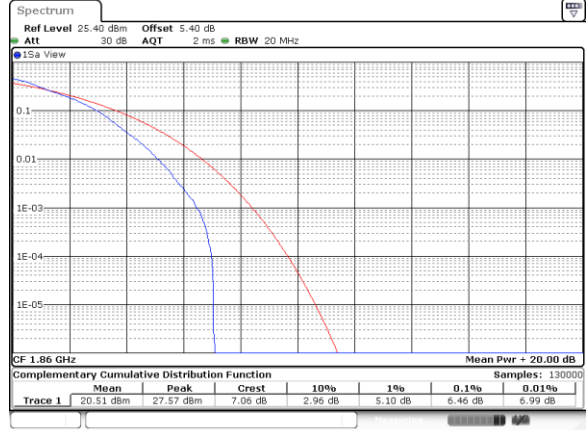
EN-DC_66A_n2A / LTE 10MHz + NR 20MHz / 16QAM

Lowest Channel / 1RB0



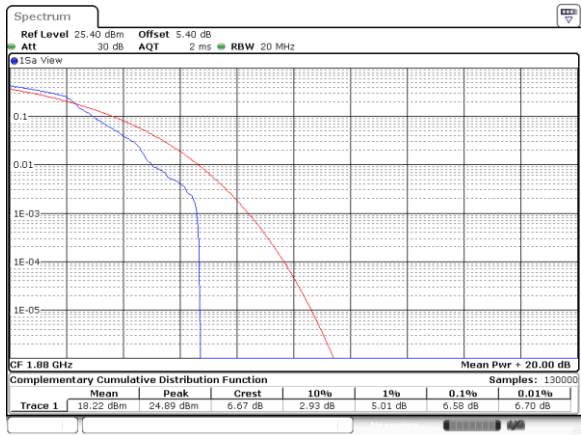
Date: 21 MAY 2020 02:54:06

Lowest Channel / 100RB0



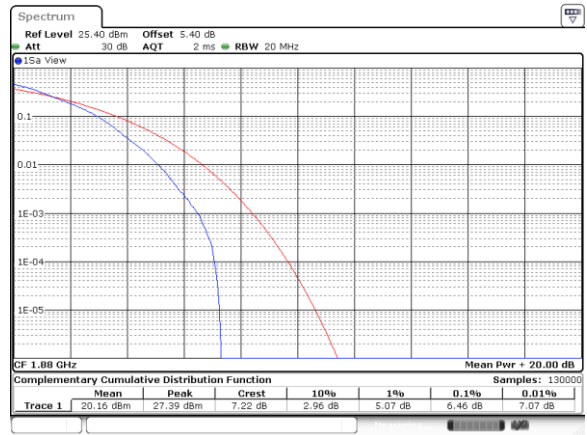
Date: 21 MAY 2020 02:45:24

Middle Channel / 1RB0



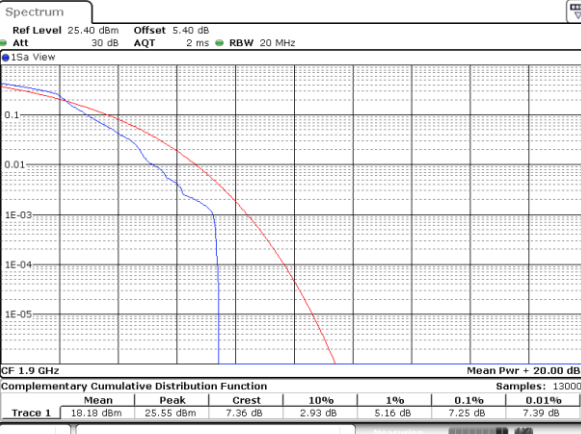
Date: 21 MAY 2020 03:08:13

Middle Channel / 100RB0



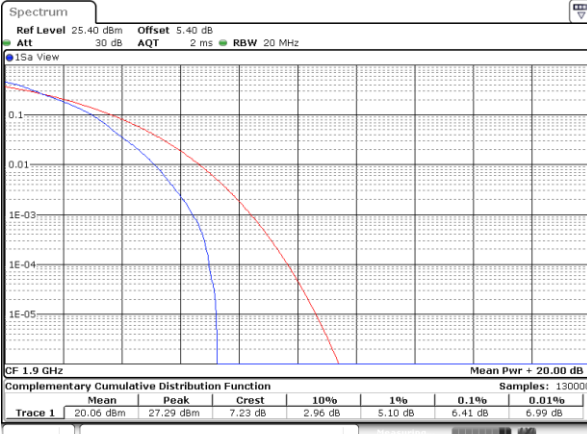
Date: 21 MAY 2020 03:22:33

Highest Channel / 1RB0



Date: 21 MAY 2020 03:38:49

Highest Channel / 100RB0

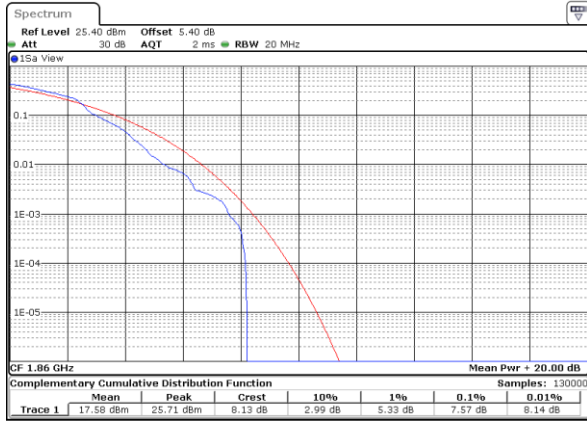


Date: 21 MAY 2020 03:27:28



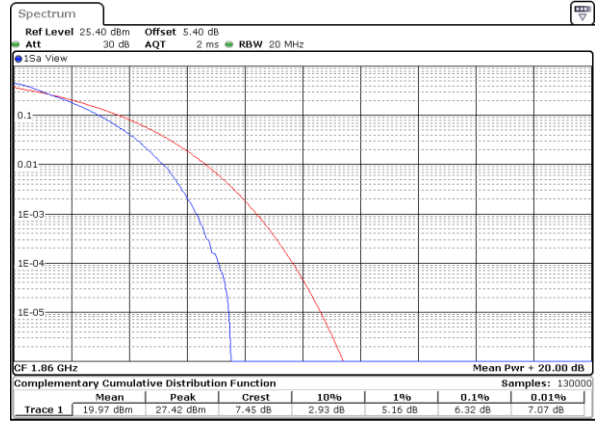
EN-DC_66A_n2A / LTE 10MHz + NR 20MHz / 64QAM

Lowest Channel / 1RB0



Date: 21 MAY 2020 02:58:40

Lowest Channel / 100RB0



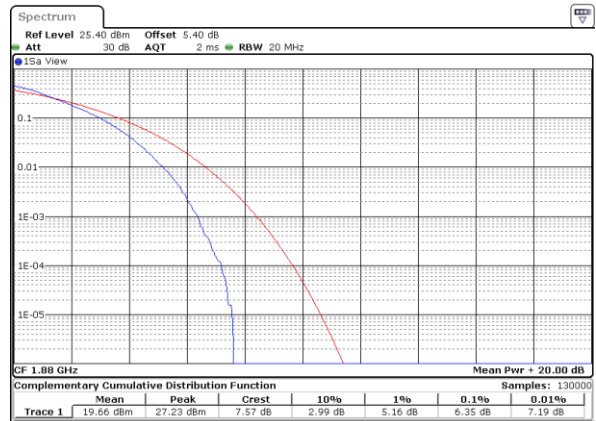
Date: 21 MAY 2020 02:46:05

Middle Channel / 1RB0



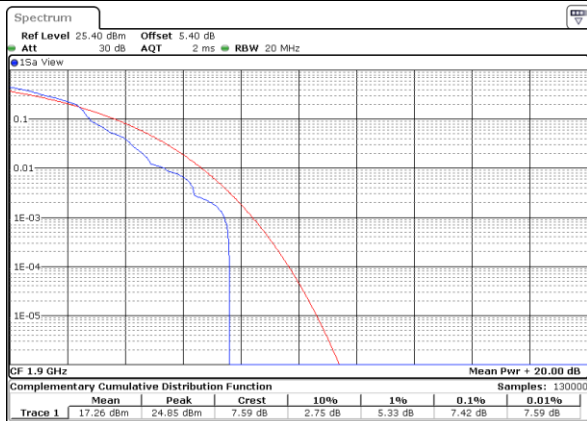
Date: 21 MAY 2020 03:10:29

Middle Channel / 100RB0



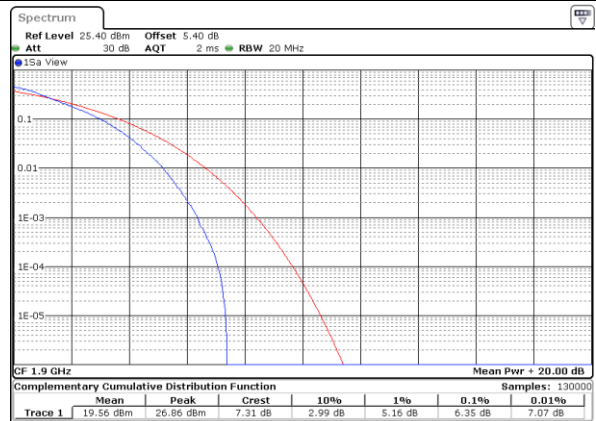
Date: 21 MAY 2020 03:23:01

Highest Channel / 1RB0



Date: 21 MAY 2020 03:40:42

Highest Channel / 100RB0



Date: 21 MAY 2020 03:28:07



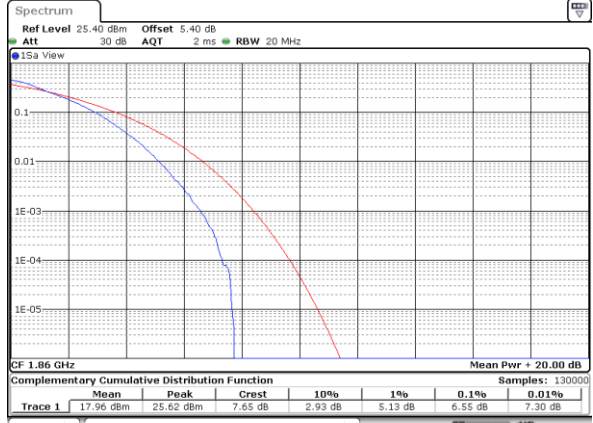
EN-DC_66A_n2A / LTE 10MHz + NR 20MHz / 256QAM

Lowest Channel / 1RB0



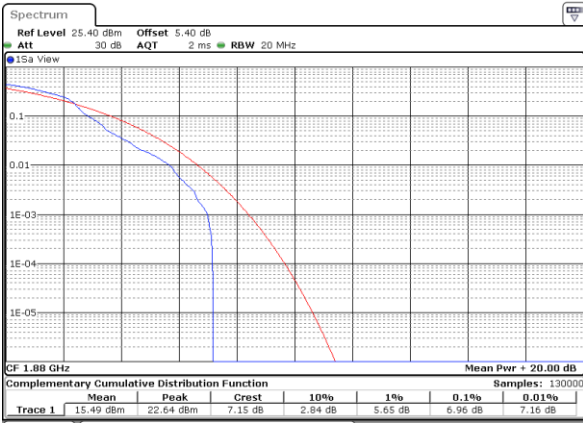
Date: 21 MAY 2020 02:49:12

Lowest Channel / 100RB0



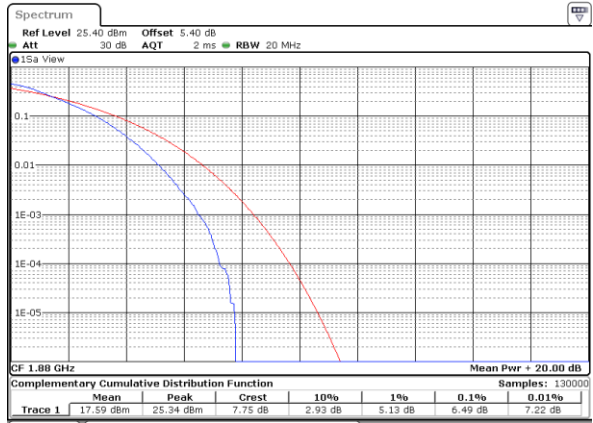
Date: 21 MAY 2020 02:43:39

Middle Channel / 1RB0



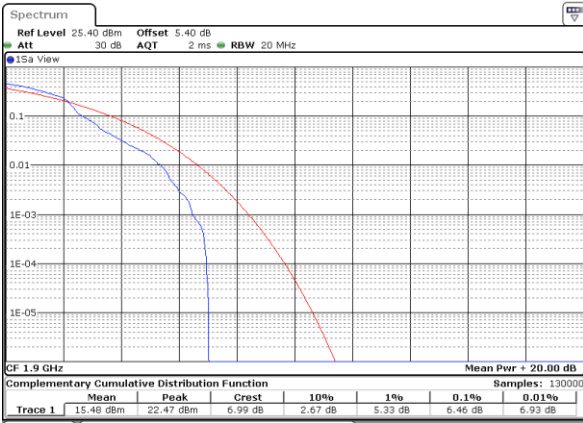
Date: 21 MAY 2020 03:03:53

Middle Channel / 100RB0



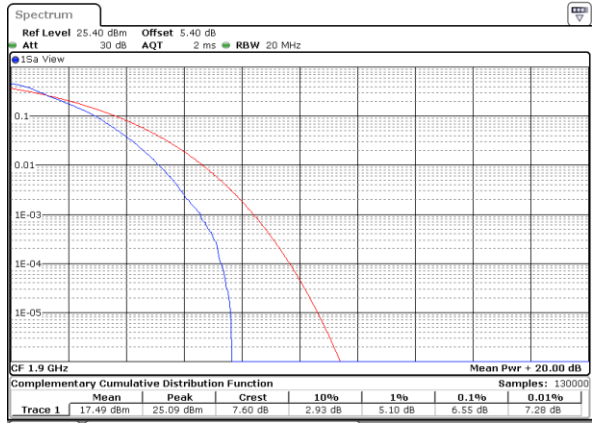
Date: 21 MAY 2020 03:21:04

Highest Channel / 1RB0



Date: 21 MAY 2020 03:34:54

Highest Channel / 100RB0



Date: 21 MAY 2020 03:25:34



26dB Bandwidth

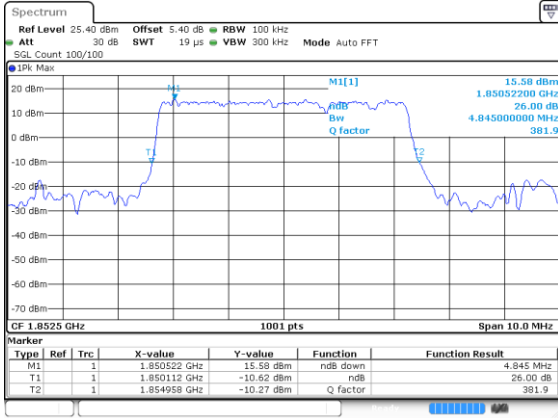
Mode	N2 : 26dB BW(MHz)							
BW	5MHz		10MHz		15MHz		20MHz	
Mod.	QPSK	16QAM	QPSK	16QAM	QPSK	16QAM	QPSK	16QAM
Lowest CH	5.085	5.035	9.81	9.77	14.266	14.446	20.26	20.10
Middle CH	5.115	5.095	9.77	10.789	14.386	14.446	20.14	20.06
Highest CH	5.205	5.155	9.79	9.71	14.206	14.356	20.26	20.26
Mode	N2 : 26dB BW(MHz)							
BW	5MHz		10MHz		15MHz		20MHz	
Mod.	64QAM	256QAM	64QAM	256QAM	64QAM	256QAM	64QAM	256QAM
Lowest CH	5.155	5.115	9.67	9.73	14.386	14.416	20.10	20.22
Middle CH	5.085	5.125	9.85	9.75	14.146	14.386	20.14	20.10
Highest CH	5.095	5.095	9.83	10.03	14.505	14.505	20.14	20.14
Mode	N2 : 26dB BW(MHz)							
BW	5MHz		10MHz		15MHz		20MHz	
Mod.	BPSK		BPSK		BPSK		BPSK	
Lowest CH	4.845		9.87		14.236		20.14	
Middle CH	5.045		9.67		14.326		20.22	
Highest CH	5.105		9.69		14.296		20.14	



EN-DC_66A_n2A

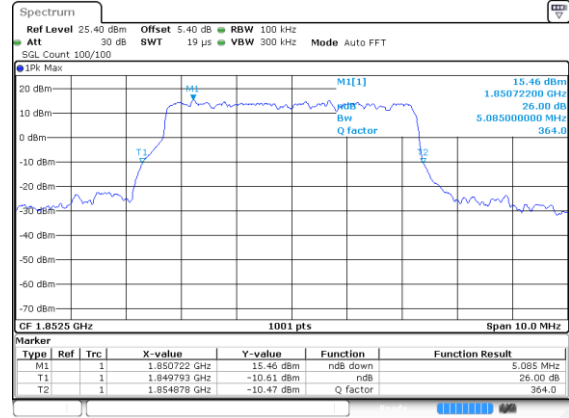
Combination LTE 10MHz + NR 5MHz

Lowest Channel / BPSK



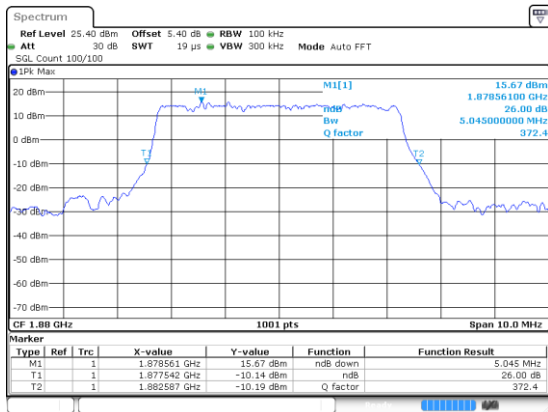
Date: 24 MAY 2020 09:31:08

Lowest Channel / QPSK



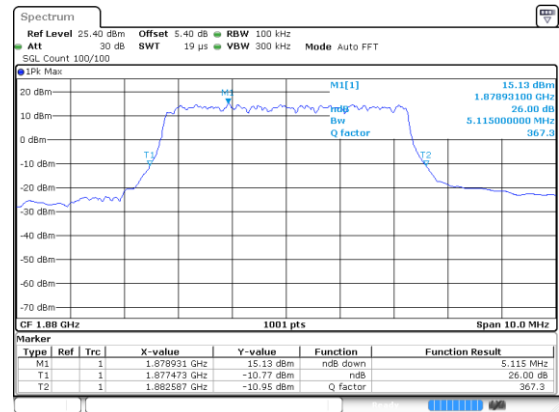
Date: 24 MAY 2020 09:33:32

Middle Channel / BPSK



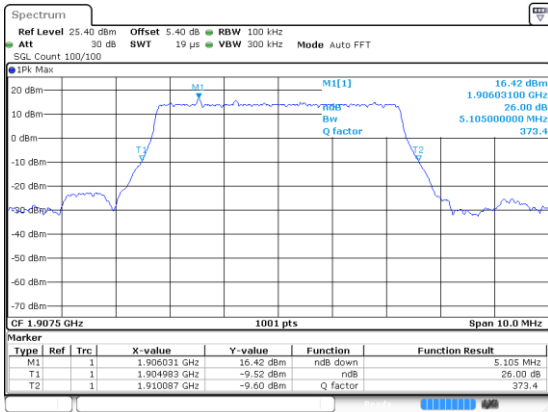
Date: 24 MAY 2020 09:34:08

Middle Channel / QPSK



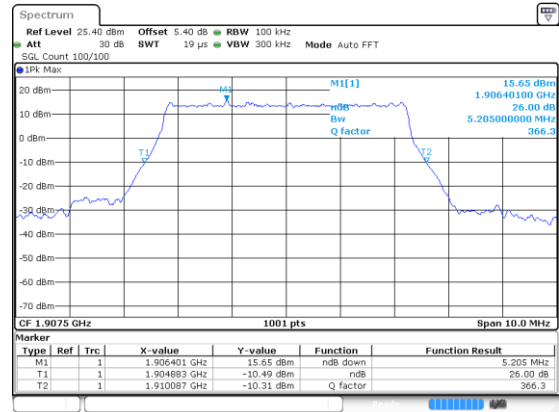
Date: 24 MAY 2020 09:34:32

Highest Channel / BPSK



Date: 24 MAY 2020 09:34:58

Highest Channel / QPSK



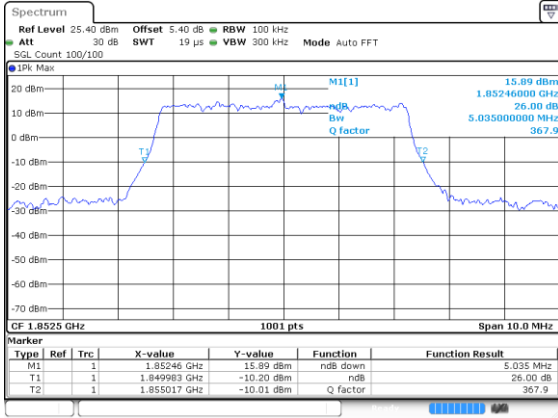
Date: 24 MAY 2020 09:35:24



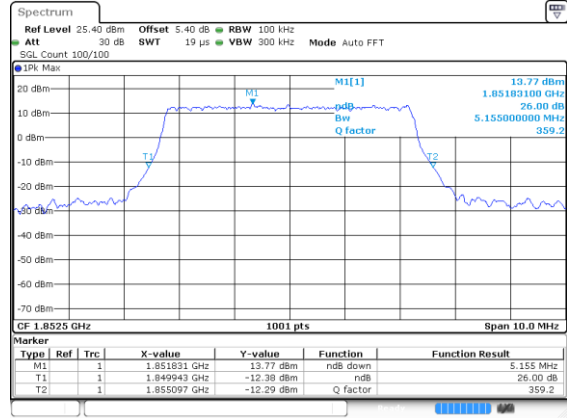
EN-DC_66A_n2A

Combination LTE 10MHz + NR 5MHz

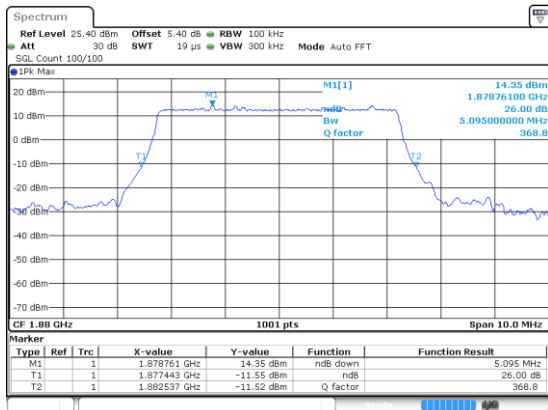
Lowest Channel / 16QAM



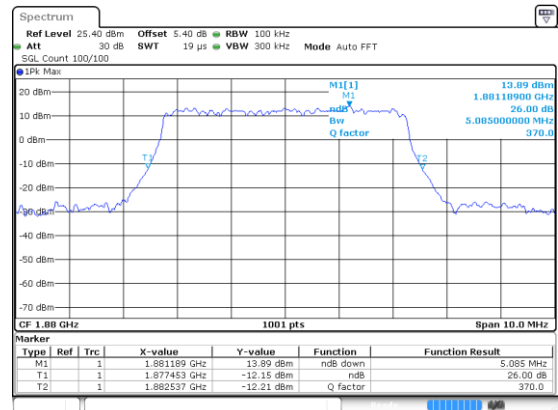
Lowest Channel / 64QAM



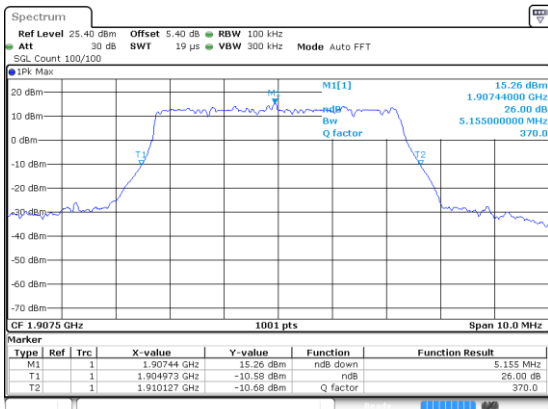
Middle Channel / 16QAM



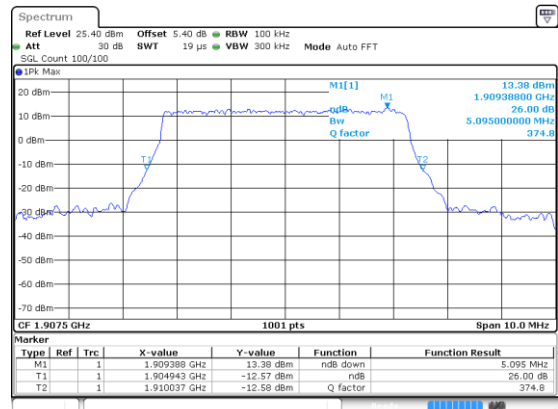
Middle Channel / 64QAM

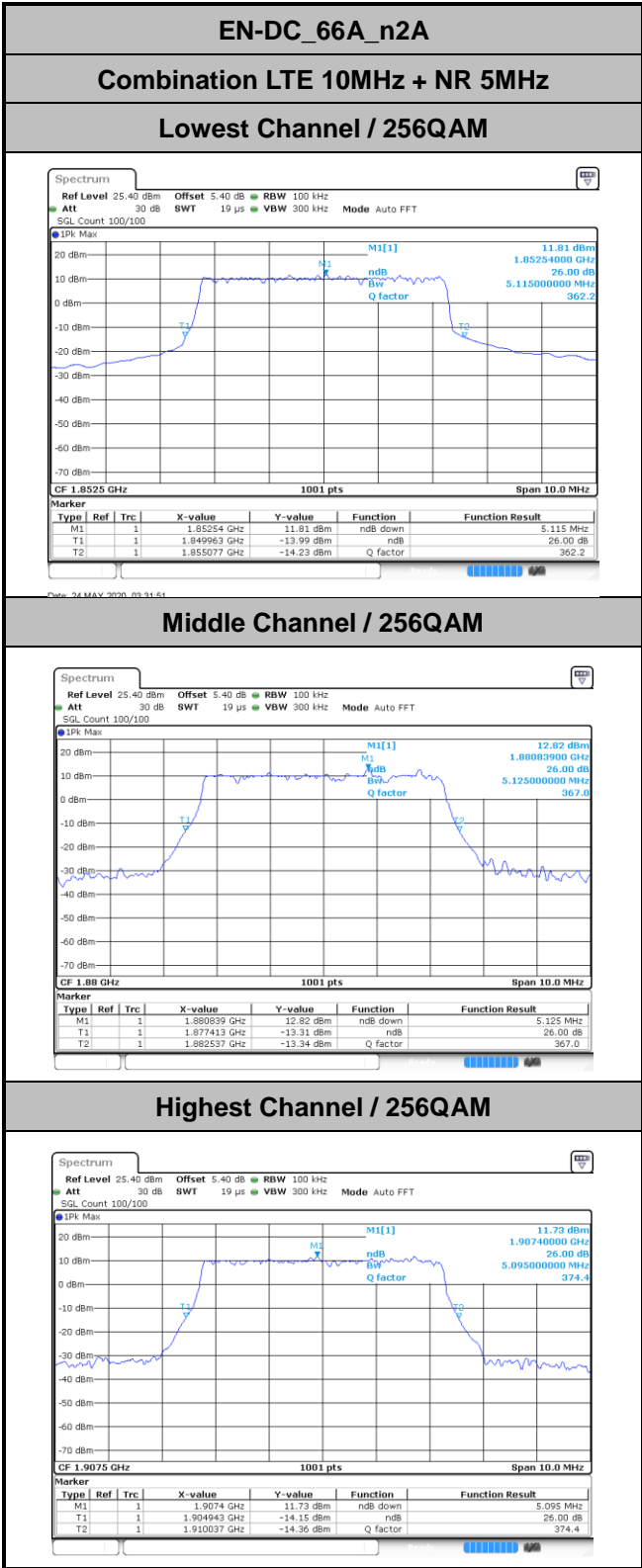


Highest Channel / 16QAM



Highest Channel / 64QAM



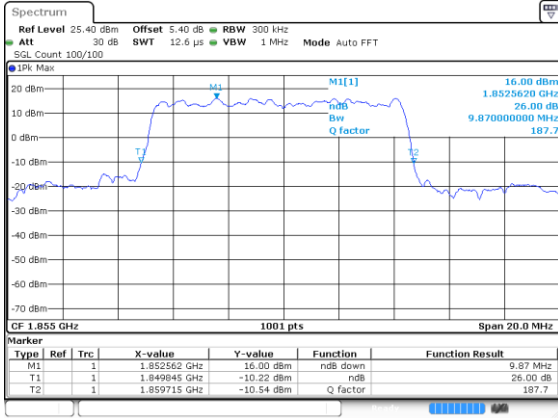




EN-DC_66A_n2A

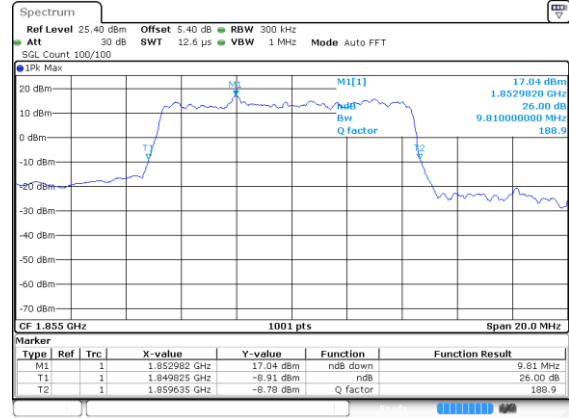
Combination LTE 10MHz + NR 10MHz

Lowest Channel / BPSK



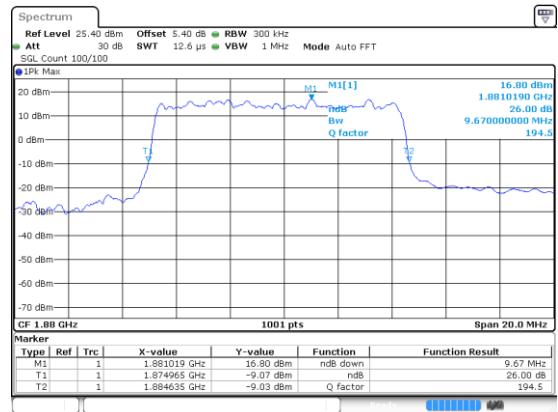
Date: 20 MAY 2020 23:21:58

Lowest Channel / QPSK



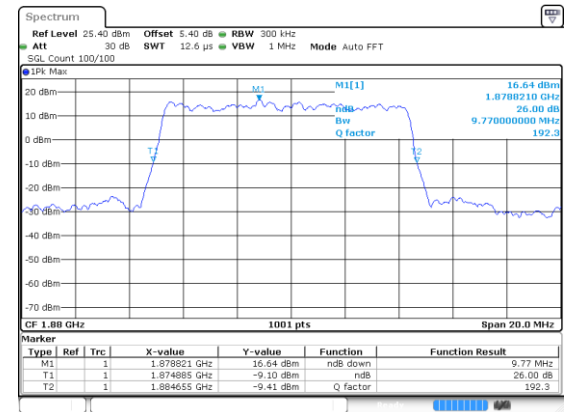
Date: 20 MAY 2020 23:22:08

Middle Channel / BPSK



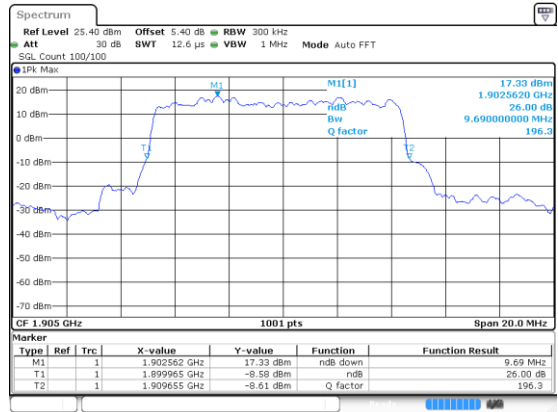
Date: 20 MAY 2020 23:22:18

Middle Channel / QPSK



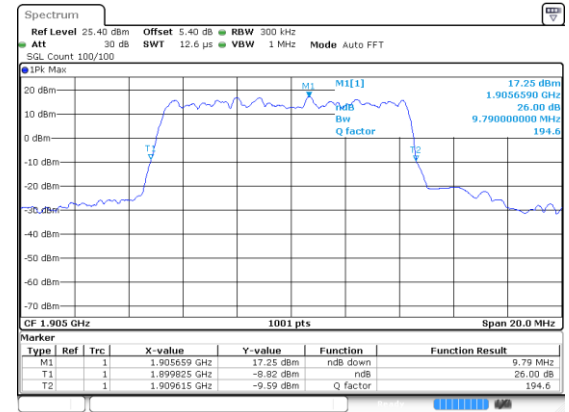
Date: 20 MAY 2020 23:22:28

Highest Channel / BPSK



Date: 20 MAY 2020 23:22:38

Highest Channel / QPSK



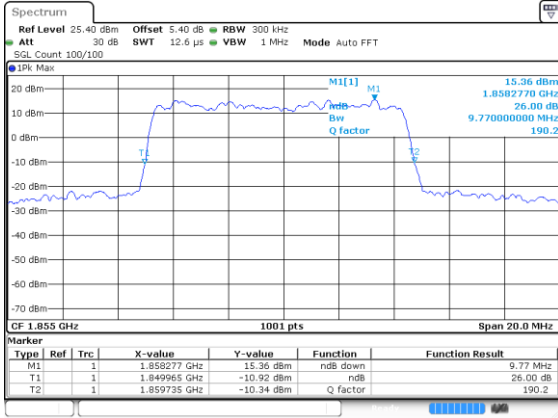
Date: 20 MAY 2020 23:22:48



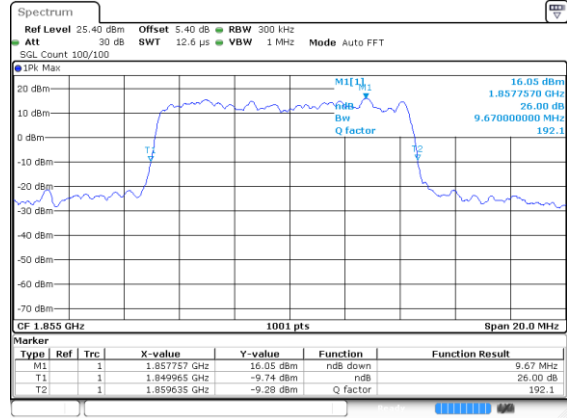
EN-DC_66A_n2A

Combination LTE 10MHz + NR 10MHz

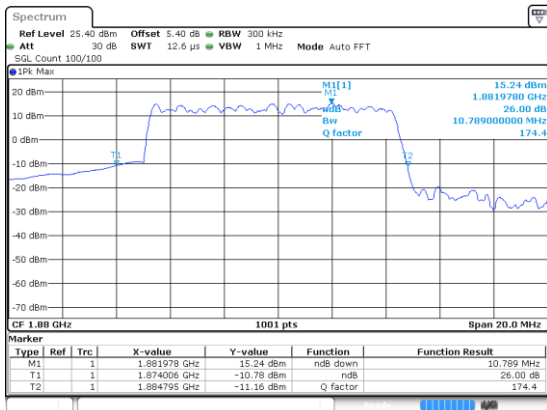
Lowest Channel / 16QAM



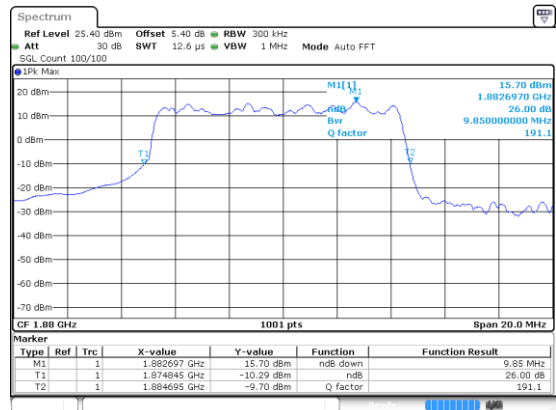
Lowest Channel / 64QAM



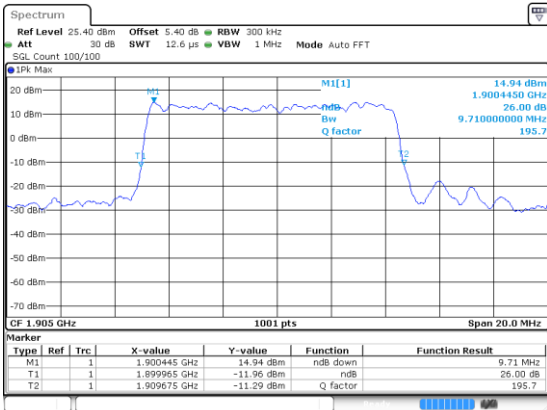
Middle Channel / 16QAM



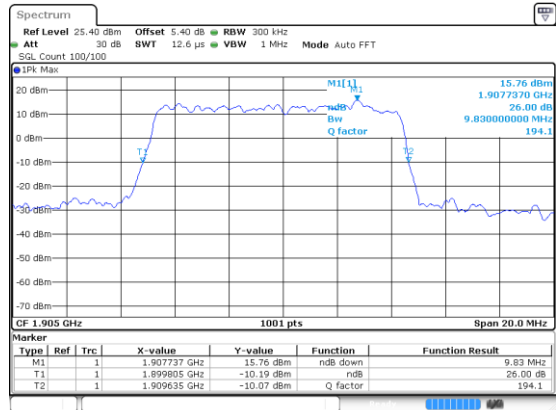
Middle Channel / 64QAM

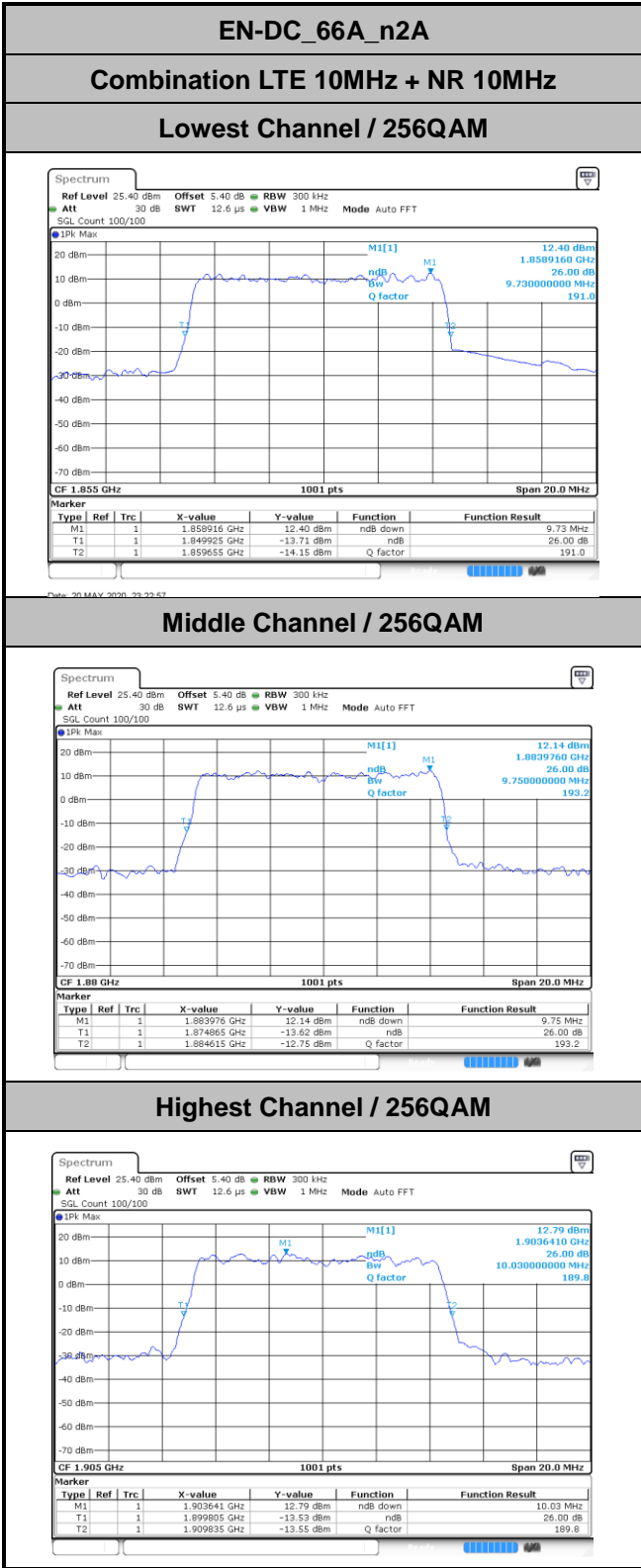


Highest Channel / 16QAM



Highest Channel / 64QAM



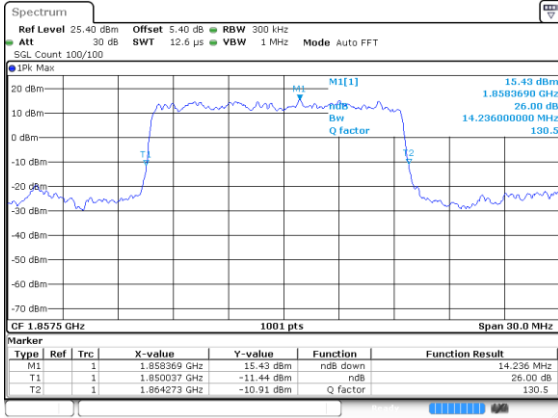




EN-DC_66A_n2A

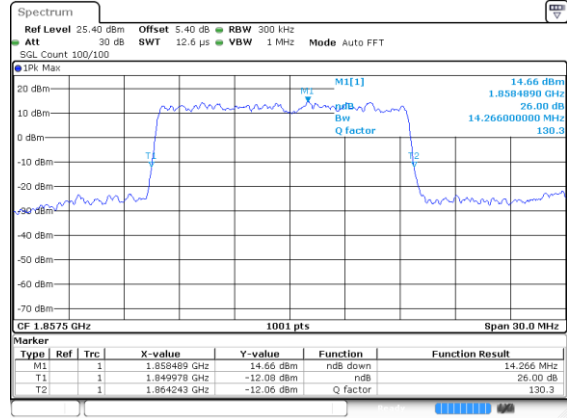
Combination LTE 10MHz + NR 15MHz

Lowest Channel / BPSK



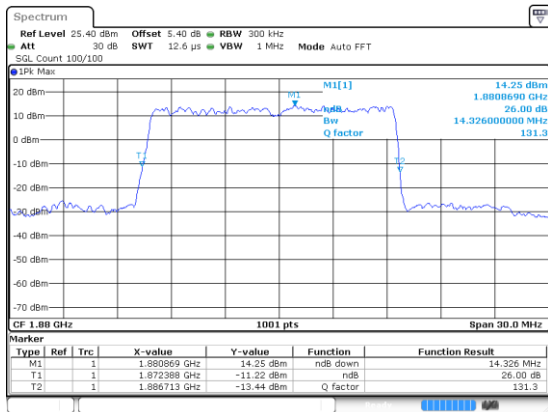
Date: 21 MAY 2020 00:48:16

Lowest Channel / QPSK

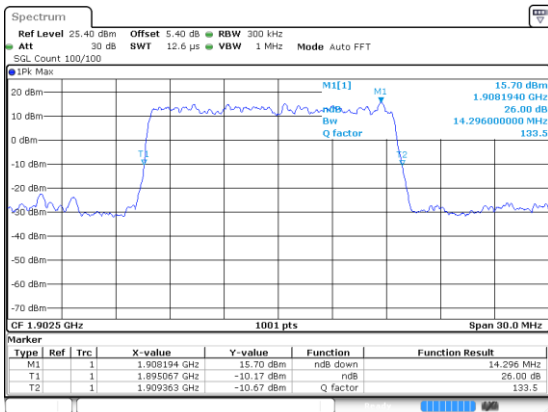


Date: 21 MAY 2020 00:50:08

Middle Channel / BPSK

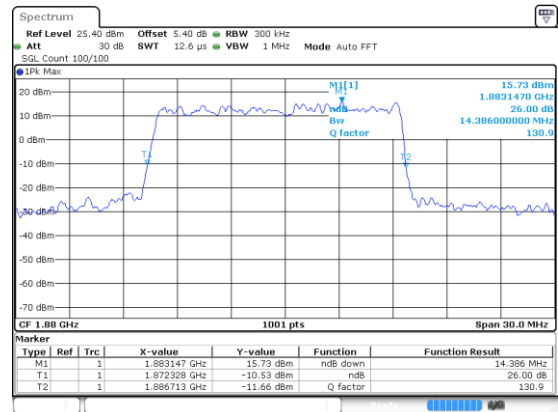


Highest Channel / BPSK

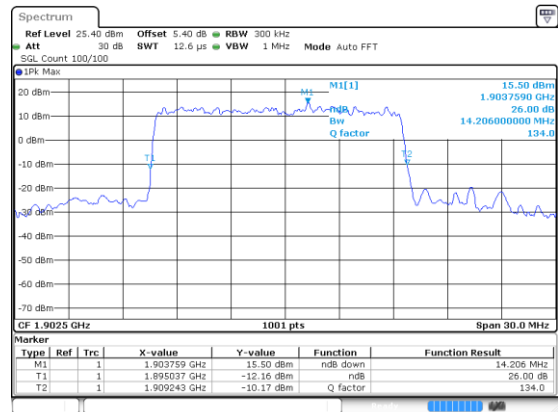


Date: 21 MAY 2020 00:51:16

Middle Channel / QPSK



Highest Channel / QPSK



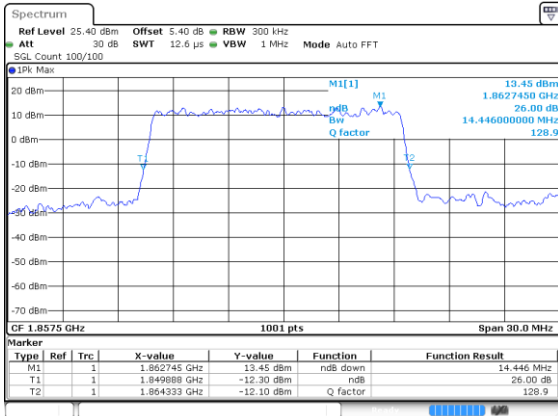
Date: 21 MAY 2020 00:52:08



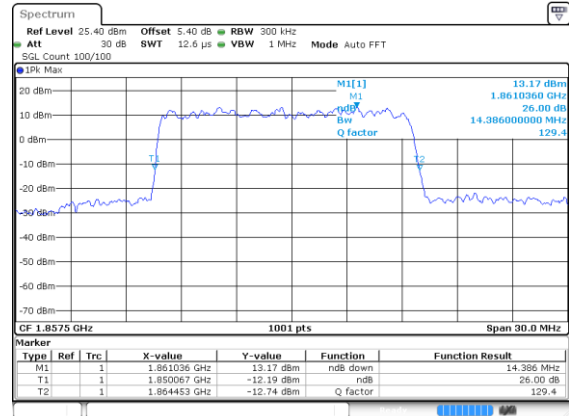
EN-DC_66A_n2A

Combination LTE 10MHz + NR 15MHz

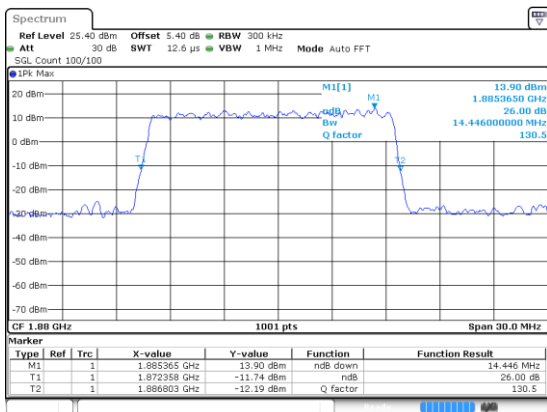
Lowest Channel / 16QAM



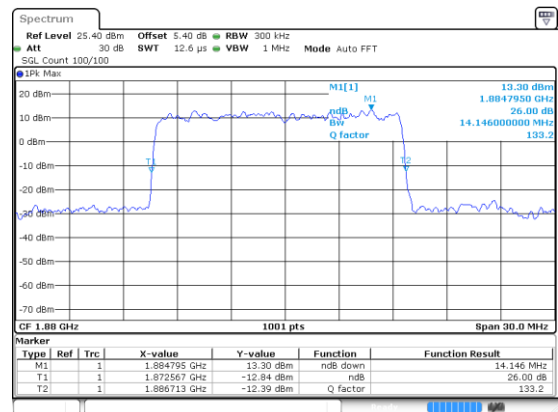
Lowest Channel / 64QAM



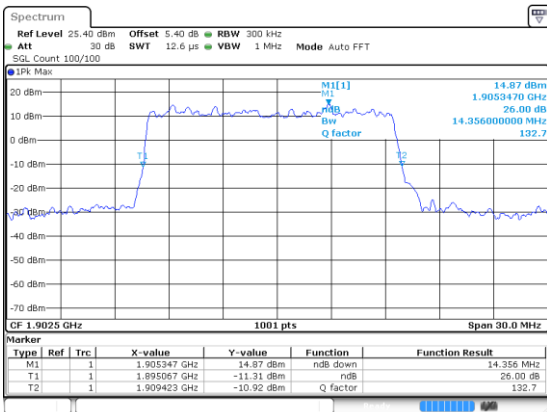
Middle Channel / 16QAM



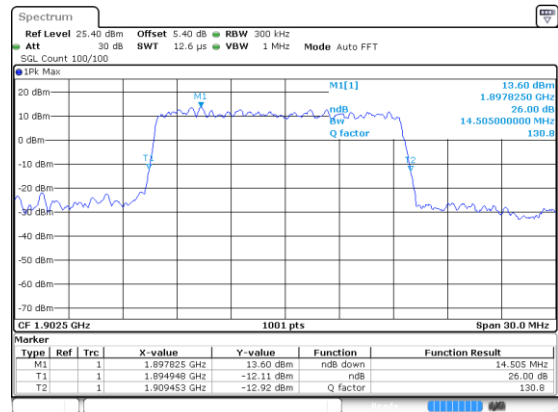
Middle Channel / 64QAM

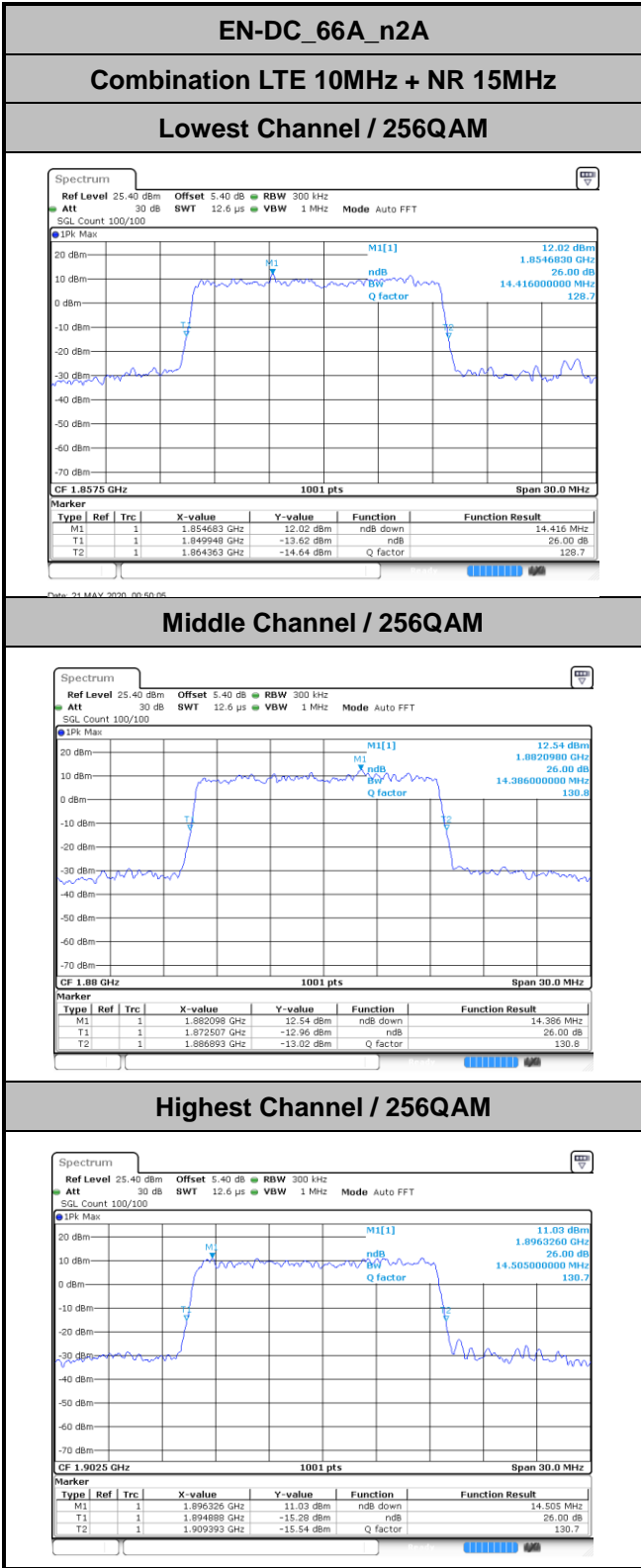


Highest Channel / 16QAM



Highest Channel / 64QAM



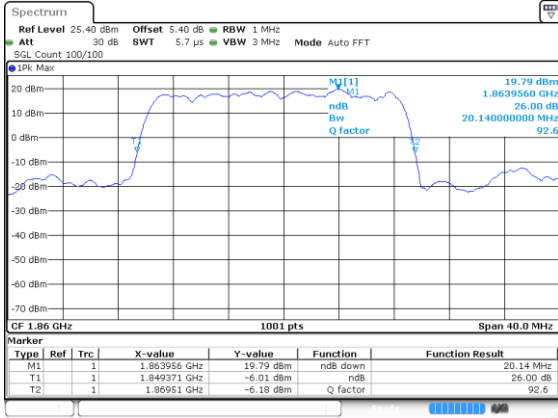




EN-DC_66A_n2A

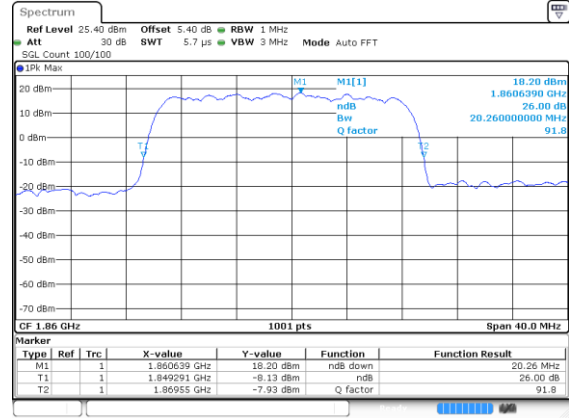
Combination LTE 10MHz + NR 20MHz

Lowest Channel / BPSK



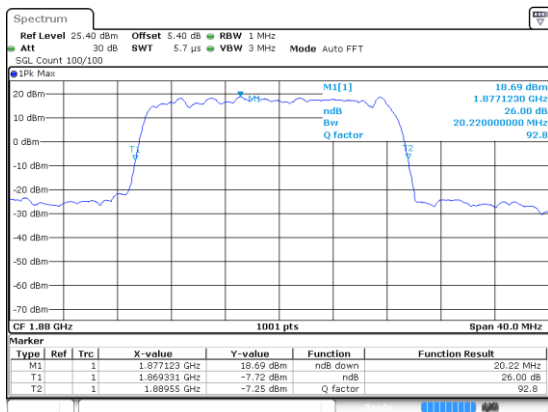
Date: 24 MAY 2020 02:41:28

Lowest Channel / QPSK

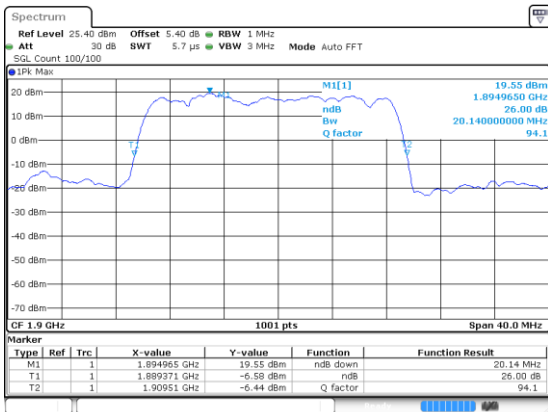


Date: 24 MAY 2020 02:43:38

Middle Channel / BPSK

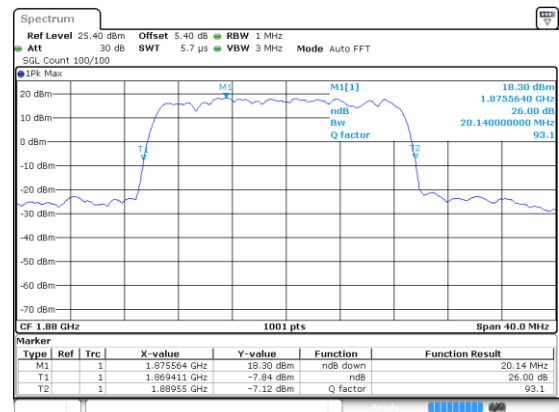


Highest Channel / BPSK

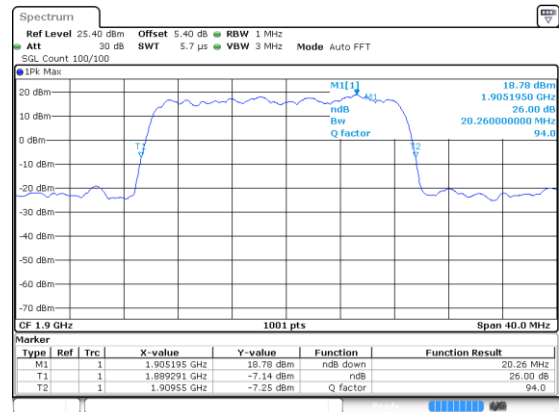


Date: 24 MAY 2020 02:44:28

Middle Channel / QPSK



Highest Channel / QPSK



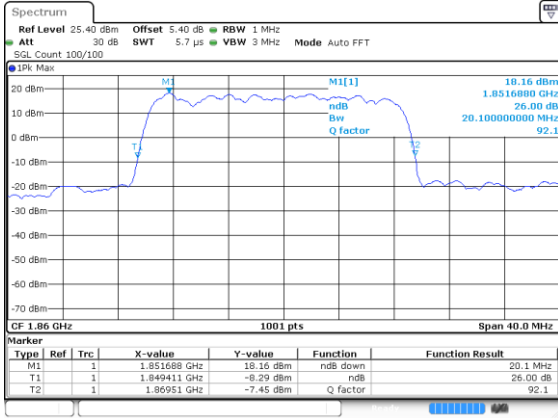
Date: 24 MAY 2020 02:45:28



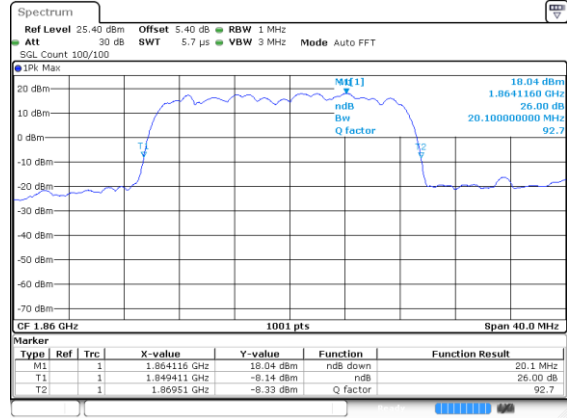
EN-DC_66A_n2A

Combination LTE 10MHz + NR 20MHz

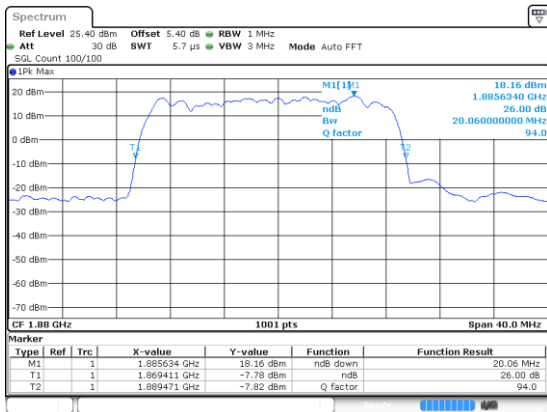
Lowest Channel / 16QAM



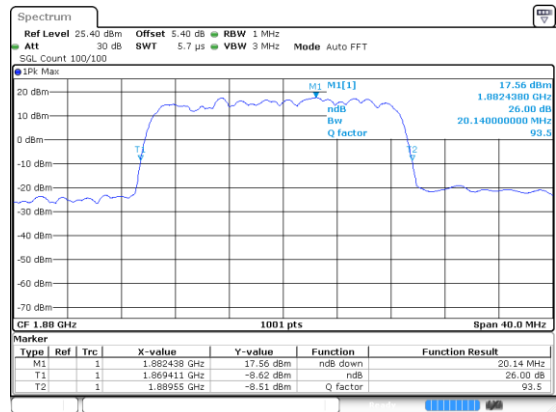
Lowest Channel / 64QAM



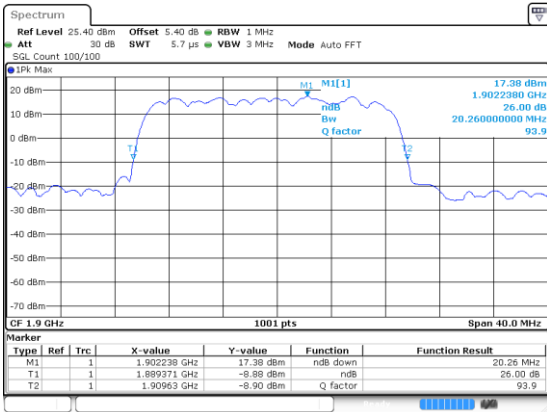
Middle Channel / 16QAM



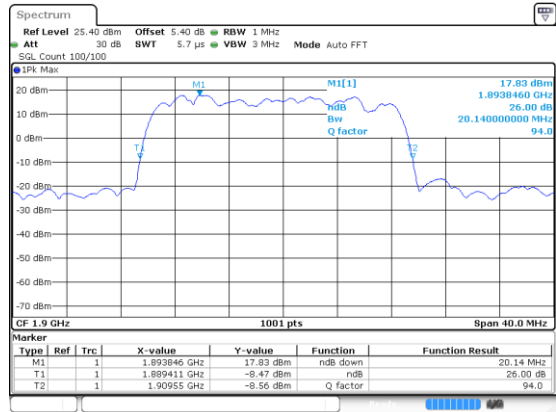
Middle Channel / 64QAM

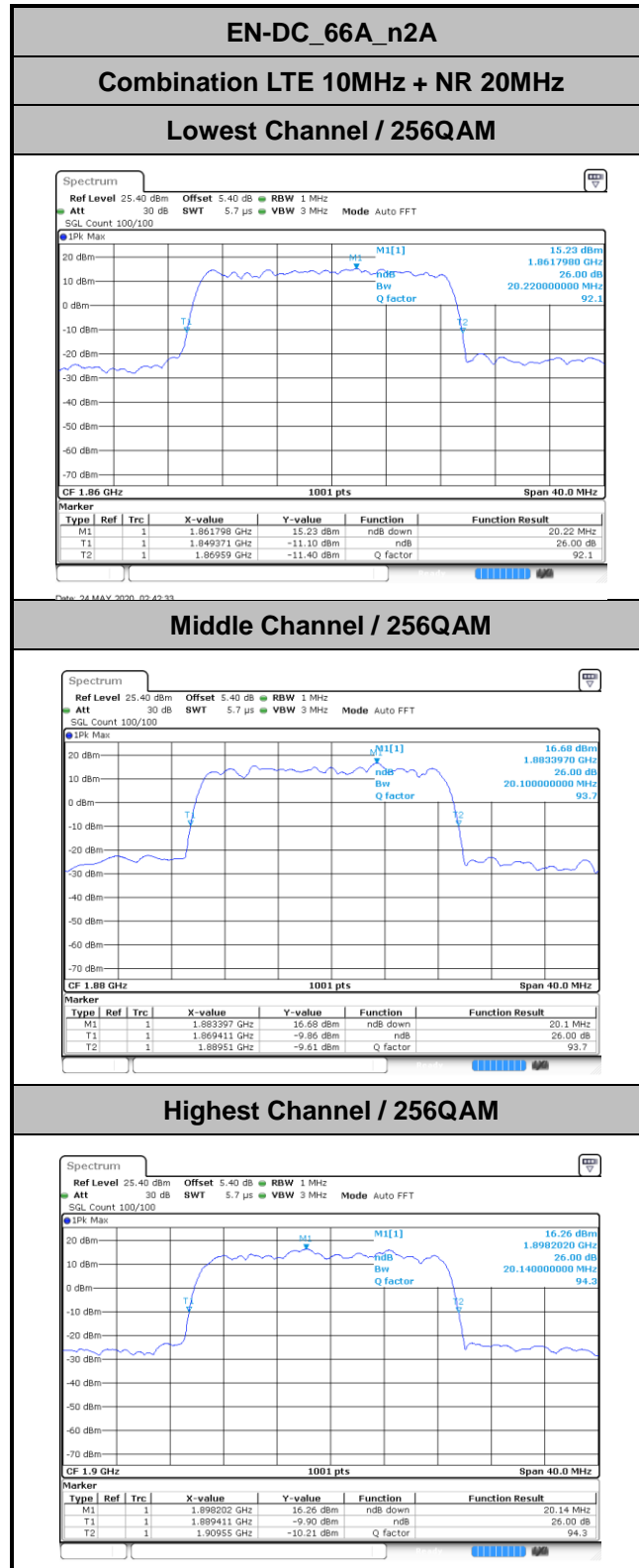


Highest Channel / 16QAM



Highest Channel / 64QAM







Occupied Bandwidth

Mode	N2 : OB BW(MHz)							
BW	5MHz		10MHz		15MHz		20MHz	
Mod.	QPSK	16QAM	QPSK	16QAM	QPSK	16QAM	QPSK	16QAM
Lowest CH	4.555	4.505	9.071	9.051	13.457	13.457	18.422	18.302
Middle CH	4.515	4.486	9.051	9.051	13.487	13.487	18.462	18.262
Highest CH	4.486	4.496	9.071	9.071	13.457	13.457	18.462	18.422
Mode	N2 : OB BW(MHz)							
BW	5MHz		10MHz		15MHz		20MHz	
Mod.	64QAM	256QAM	64QAM	256QAM	64QAM	256QAM	64QAM	256QAM
Lowest CH	4.476	4.505	9.011	9.011	13.427	13.487	18.382	18.302
Middle CH	4.496	4.486	9.031	9.031	13.487	13.427	18.422	18.262
Highest CH	4.476	4.486	9.031	9.031	13.427	13.427	18.302	18.342
Mode	N2 : OB BW(MHz)							
BW	5MHz		10MHz		15MHz		20MHz	
Mod.	BPSK		BPSK		BPSK		BPSK	
Lowest CH	4.486		9.031		13.427		18.262	
Middle CH	4.476		9.031		13.487		18.302	
Highest CH	4.496		9.071		13.457		18.342	