

## #20\_HAC\_T-Coil\_WLAN5GHz\_802.11a 6Mbps\_Ch60\_Axial (Z)

Communication System: 802.11a; Frequency: 5300 MHz

Medium: Air Medium parameters used:  $\sigma = 0$  S/m,  $\epsilon_r = 1$ ;  $\rho = 0$  kg/m<sup>3</sup>

Ambient Temperature : 23.6 °C

DASY5 Configuration:

- Probe: AM1DV3 - 3130; ; Calibrated: 2019/11/20

- Sensor-Surface: 0mm (Fix Surface)

- Electronics: DAE3 Sn577; Calibrated: 2019/9/17

- Phantom: HAC Test Arch with AMCC; Type: SD HAC P01 BA;

- Measurement SW: DASY52, Version 52.10 (4);SEMCAD X Version 14.6.14 (7483)


**General Scans/z (axial) 4.2mm 50 x 50/ABM Interpolated SNR(x,y,z) (121x121x1):** Interpolated

grid: dx=1.000 mm, dy=1.000 mm

ABM1/ABM2 = 36.77 dB

ABM1 comp = -7.95 dBA/m

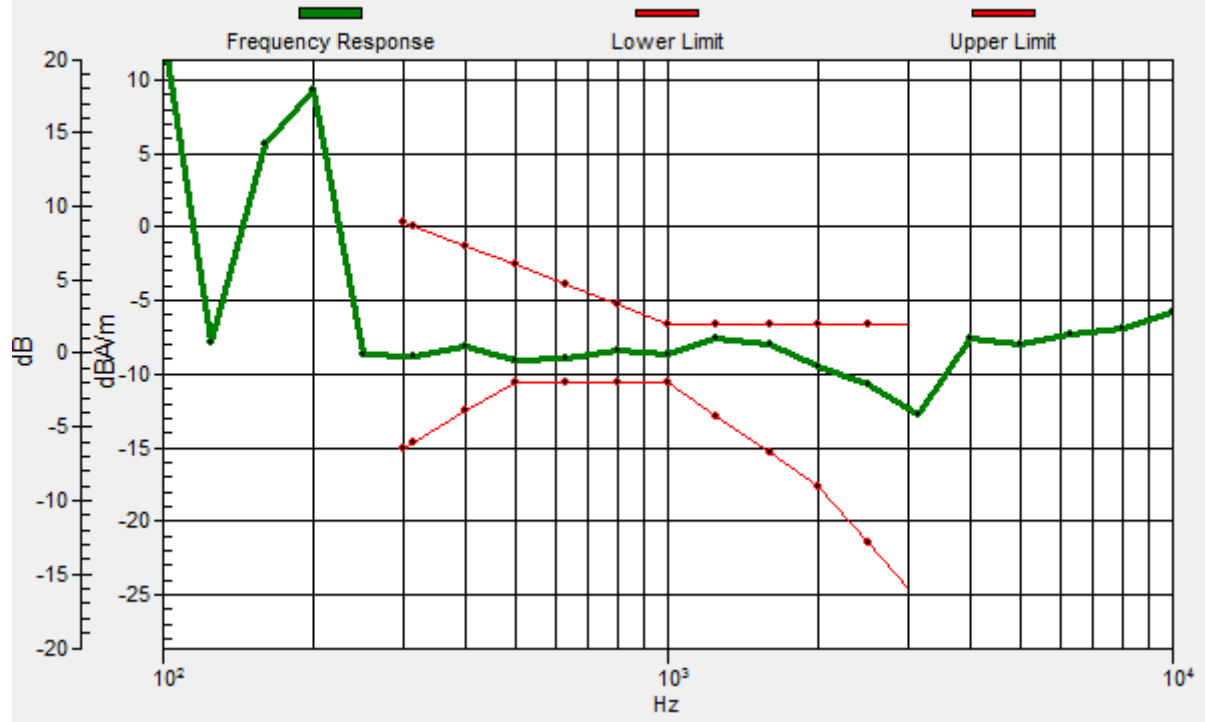
Location: 9.6, -5.4, 3.7 mm



0 dB = 68.96 = 36.77 dB

# General Scans/z (axial) wideband at best S/N/ABM Freq Resp(x,y,z,f)

Loc: 11, -4, 3.7 mm Diff: 0.91dB



## #20\_HAC\_T-Coil\_WLAN5GHz\_802.11a 6Mbps\_Ch60\_Transversal (Y)

Communication System: 802.11a; Frequency: 5300 MHz

Medium: Air Medium parameters used:  $\sigma = 0$  S/m,  $\epsilon_r = 1$ ;  $\rho = 0$  kg/m<sup>3</sup>

Ambient Temperature : 23.6 °C

DASY5 Configuration:

- Probe: AM1DV3 - 3130; ; Calibrated: 2019/11/20
- Sensor-Surface: 0mm (Fix Surface)
- Electronics: DAE3 Sn577; Calibrated: 2019/9/17
- Phantom: HAC Test Arch with AMCC; Type: SD HAC P01 BA;
- Measurement SW: DASY52, Version 52.10 (4);SEMCAD X Version 14.6.14 (7483)


### General Scans/y (transversal) 4.2mm 50 x 50/ABM Interpolated SNR(x,y,z) (121x121x1):

Interpolated grid: dx=1.000 mm, dy=1.000 mm

ABM1/ABM2 = 28.30 dB

ABM1 comp = -16.44 dBA/m

Location: 3.3, 3.7, 3.7 mm



0 dB = 26.00 = 28.30 dB

## #21\_HAC\_T-Coil\_WLAN5GHz\_802.11a 6Mbps\_Ch124\_Axial (Z)

Communication System: 802.11a; Frequency: 5620 MHz

Medium: Air Medium parameters used:  $\sigma = 0$  S/m,  $\epsilon_r = 1$ ;  $\rho = 0$  kg/m<sup>3</sup>

Ambient Temperature : 23.6 °C

DASY5 Configuration:

- Probe: AM1DV3 - 3130; ; Calibrated: 2019/11/20

- Sensor-Surface: 0mm (Fix Surface)

- Electronics: DAE3 Sn577; Calibrated: 2019/9/17

- Phantom: HAC Test Arch with AMCC; Type: SD HAC P01 BA;

- Measurement SW: DASY52, Version 52.10 (4);SEMCAD X Version 14.6.14 (7483)


**General Scans/z (axial) 4.2mm 50 x 50/ABM Interpolated SNR(x,y,z) (121x121x1):** Interpolated

grid: dx=1.000 mm, dy=1.000 mm

ABM1/ABM2 = 35.95 dB

ABM1 comp = -8.23 dBA/m

Location: 10.3, -4.7, 3.7 mm



0 dB = 62.71 = 35.95 dB

# General Scans/z (axial) wideband at best S/N/ABM Freq Resp(x,y,z,f)

Loc: 11, -4, 3.7 mm Diff: 0.63dB



## #21\_HAC\_T-Coil\_WLAN5GHz\_802.11a 6Mbps\_Ch124\_Transversal (Y)

Communication System: 802.11a; Frequency: 5620 MHz

Medium: Air Medium parameters used:  $\sigma = 0$  S/m,  $\epsilon_r = 1$ ;  $\rho = 0$  kg/m<sup>3</sup>

Ambient Temperature : 23.6 °C

DASY5 Configuration:

- Probe: AM1DV3 - 3130; ; Calibrated: 2019/11/20

- Sensor-Surface: 0mm (Fix Surface)

- Electronics: DAE3 Sn577; Calibrated: 2019/9/17

- Phantom: HAC Test Arch with AMCC; Type: SD HAC P01 BA;

- Measurement SW: DASY52, Version 52.10 (4);SEMCAD X Version 14.6.14 (7483)


### General Scans/y (transversal) 4.2mm 50 x 50/ABM Interpolated SNR(x,y,z) (121x121x1):

Interpolated grid: dx=1.000 mm, dy=1.000 mm

ABM1/ABM2 = 27.78 dB

ABM1 comp = -16.91 dBA/m

Location: 4, -15.2, 3.7 mm



0 dB = 24.49 = 27.78 dB

## #22\_HAC\_T-Coil\_WLAN5GHz\_802.11a 6Mbps\_Ch157\_Axial (Z)

Communication System: 802.11a; Frequency: 5785 MHz

Medium: Air Medium parameters used:  $\sigma = 0$  S/m,  $\epsilon_r = 1$ ;  $\rho = 0$  kg/m<sup>3</sup>

Ambient Temperature : 23.6 °C

DASY5 Configuration:

- Probe: AM1DV3 - 3130; ; Calibrated: 2019/11/20

- Sensor-Surface: 0mm (Fix Surface)

- Electronics: DAE3 Sn577; Calibrated: 2019/9/17

- Phantom: HAC Test Arch with AMCC; Type: SD HAC P01 BA;

- Measurement SW: DASY52, Version 52.10 (4);SEMCAD X Version 14.6.14 (7483)


**General Scans/z (axial) 4.2mm 50 x 50/ABM Interpolated SNR(x,y,z) (121x121x1):** Interpolated

grid: dx=1.000 mm, dy=1.000 mm

ABM1/ABM2 = 35.87 dB

ABM1 comp = -8.36 dBA/m

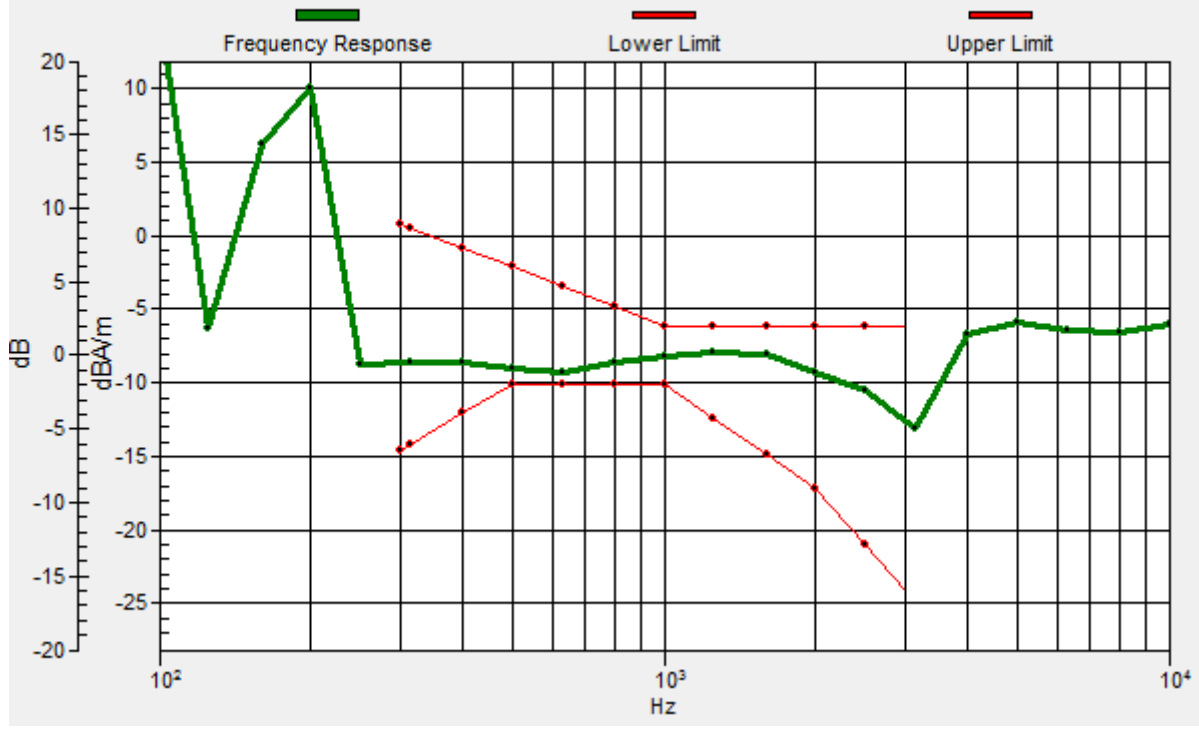
Location: 8.9, -5.4, 3.7 mm



0 dB = 62.13 = 35.87 dB

# General Scans/z (axial) wideband at best S/N 2/ABM Freq Resp(x,y,z,f)

Loc: 11, -4, 3.7 mm Diff: 0.8dB



## #22\_HAC\_T-Coil\_WLAN5GHz\_802.11a 6Mbps\_Ch157\_Transversal (Y)

Communication System: 802.11a; Frequency: 5785 MHz

Medium: Air Medium parameters used:  $\sigma = 0$  S/m,  $\epsilon_r = 1$ ;  $\rho = 0$  kg/m<sup>3</sup>

Ambient Temperature : 23.6 °C

DASY5 Configuration:

- Probe: AM1DV3 - 3130; ; Calibrated: 2019/11/20

- Sensor-Surface: 0mm (Fix Surface)

- Electronics: DAE3 Sn577; Calibrated: 2019/9/17

- Phantom: HAC Test Arch with AMCC; Type: SD HAC P01 BA;

- Measurement SW: DASY52, Version 52.10 (4);SEMCAD X Version 14.6.14 (7483)


### General Scans/y (transversal) 4.2mm 50 x 50/ABM Interpolated SNR(x,y,z) (121x121x1):

Interpolated grid: dx=1.000 mm, dy=1.000 mm

ABM1/ABM2 = 29.41 dB

ABM1 comp = -16.69 dBA/m

Location: 4, 3.7, 3.7 mm



0 dB = 29.55 = 29.41 dB

### #23\_HAC\_T-Coil\_GSM850\_EDGE 2TX\_Ch189\_Axial (Z)

Communication System: GSM850; Frequency: 836.4 MHz

Medium: Air Medium parameters used:  $\sigma = 0$  S/m,  $\epsilon_r = 1$ ;  $\rho = 0$  kg/m<sup>3</sup>

Ambient Temperature : 23.6 °C

DASY5 Configuration:

- Probe: AM1DV3 - 3130; ; Calibrated: 2019/11/20
- Sensor-Surface: 0mm (Fix Surface)
- Electronics: DAE3 Sn577; Calibrated: 2019/9/17
- Phantom: HAC Test Arch with AMCC; Type: SD HAC P01 BA;
- Measurement SW: DASY52, Version 52.10 (4);SEMCAD X Version 14.6.14 (7483)


**General Scans/z (axial) 4.2mm 50 x 50 2/ABM Interpolated SNR(x,y,z) (121x121x1):** Interpolated

grid: dx=1.000 mm, dy=1.000 mm

ABM1/ABM2 = 37.57 dB

ABM1 comp = -6.44 dBA/m

Location: 3.3, -4, 3.7 mm



0 dB = 75.59 = 37.57 dB



## #23\_HAC\_T-Coil\_GSM850\_EDGE 2TX\_Ch189\_Transversal (Y)

Communication System: GSM850; Frequency: 836.4 MHz

Medium: Air Medium parameters used:  $\sigma = 0$  S/m,  $\epsilon_r = 1$ ;  $\rho = 0$  kg/m<sup>3</sup>

Ambient Temperature : 23.6 °C

DASY5 Configuration:

- Probe: AM1DV3 - 3130; ; Calibrated: 2019/11/20
- Sensor-Surface: 0mm (Fix Surface)
- Electronics: DAE3 Sn577; Calibrated: 2019/9/17
- Phantom: HAC Test Arch with AMCC; Type: SD HAC P01 BA;
- Measurement SW: DASY52, Version 52.10 (4);SEMCAD X Version 14.6.14 (7483)


### General Scans/y (transversal) 4.2mm 50 x 50/ABM Interpolated SNR(x,y,z) (121x121x1):

Interpolated grid: dx=1.000 mm, dy=1.000 mm

ABM1/ABM2 = 30.39 dB

ABM1 comp = -12.90 dBA/m

Location: 4, 2.3, 3.7 mm



0 dB = 33.06 = 30.39 dB

## #24\_HAC\_T-Coil\_GSM1900\_EDGE 2TX\_Ch661\_Axial (Z)

Communication System: PCS; Frequency: 1880 MHz

Medium: Air Medium parameters used:  $\sigma = 0$  S/m,  $\epsilon_r = 1$ ;  $\rho = 0$  kg/m<sup>3</sup>

Ambient Temperature : 23.6 °C

DASY5 Configuration:

- Probe: AM1DV3 - 3130; ; Calibrated: 2019/11/20

- Sensor-Surface: 0mm (Fix Surface)

- Electronics: DAE3 Sn577; Calibrated: 2019/9/17

- Phantom: HAC Test Arch with AMCC; Type: SD HAC P01 BA;

- Measurement SW: DASY52, Version 52.10 (4);SEMCAD X Version 14.6.14 (7483)


**General Scans/z (axial) 4.2mm 50 x 50/ABM Interpolated SNR(x,y,z) (121x121x1):** Interpolated

grid: dx=1.000 mm, dy=1.000 mm

ABM1/ABM2 = 42.55 dB

ABM1 comp = -5.31 dBA/m

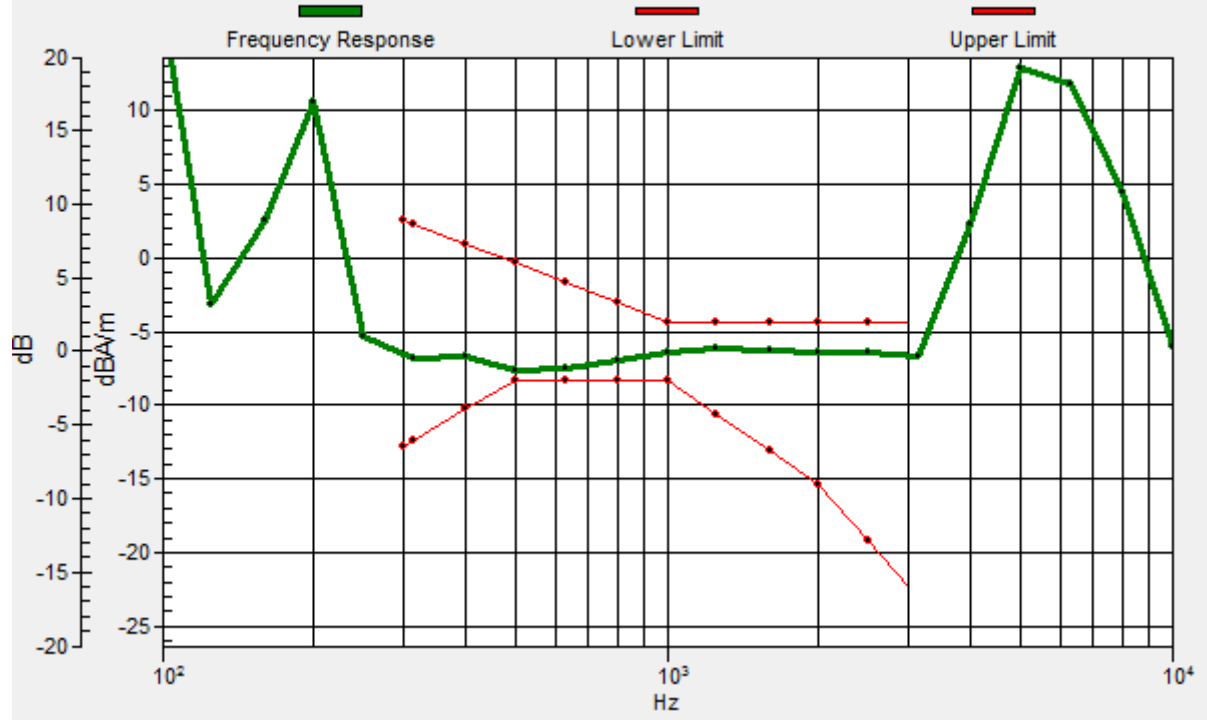
Location: 4.7, -8.9, 3.7 mm



0 dB = 134.2 = 42.55 dB

# General Scans/z (axial) wideband at best S/N/ABM Freq Resp(x,y,z,f)

Loc: 4, -11, 3.7 mm Diff: 0.67dB



## #24\_HAC\_T-Coil\_GSM1900\_EDGE 2TX\_Ch661\_Transversal (Y)

Communication System: PCS; Frequency: 1880 MHz

Medium: Air Medium parameters used:  $\sigma = 0$  S/m,  $\epsilon_r = 1$ ;  $\rho = 0$  kg/m<sup>3</sup>

Ambient Temperature : 23.6 °C

DASY5 Configuration:

- Probe: AM1DV3 - 3130; ; Calibrated: 2019/11/20
- Sensor-Surface: 0mm (Fix Surface)
- Electronics: DAE3 Sn577; Calibrated: 2019/9/17
- Phantom: HAC Test Arch with AMCC; Type: SD HAC P01 BA;
- Measurement SW: DASY52, Version 52.10 (4);SEMCAD X Version 14.6.14 (7483)


### General Scans/y (transversal) 4.2mm 50 x 50/ABM Interpolated SNR(x,y,z) (121x121x1):

Interpolated grid: dx=1.000 mm, dy=1.000 mm

ABM1/ABM2 = 36.75 dB

ABM1 comp = -12.15 dBA/m

Location: 5.4, 3, 3.7 mm



0 dB = 68.82 = 36.75 dB

## #25\_HAC\_T-Coil\_WCDMA II\_HSPA\_Ch9400\_Axial (Z)

Communication System: WCDMA; Frequency: 1880 MHz

Medium: Air Medium parameters used:  $\sigma = 0$  S/m,  $\epsilon_r = 1$ ;  $\rho = 0$  kg/m<sup>3</sup>

Ambient Temperature : 23.6 °C

DASY5 Configuration:

- Probe: AM1DV3 - 3130; ; Calibrated: 2019/11/20

- Sensor-Surface: 0mm (Fix Surface)

- Electronics: DAE3 Sn577; Calibrated: 2019/9/17

- Phantom: HAC Test Arch with AMCC; Type: SD HAC P01 BA;

- Measurement SW: DASY52, Version 52.10 (4);SEMCAD X Version 14.6.14 (7483)


**General Scans/z (axial) 4.2mm 50 x 50/ABM Interpolated SNR(x,y,z) (121x121x1):** Interpolated

grid: dx=1.000 mm, dy=1.000 mm

ABM1/ABM2 = 42.63 dB

ABM1 comp = -6.00 dBA/m

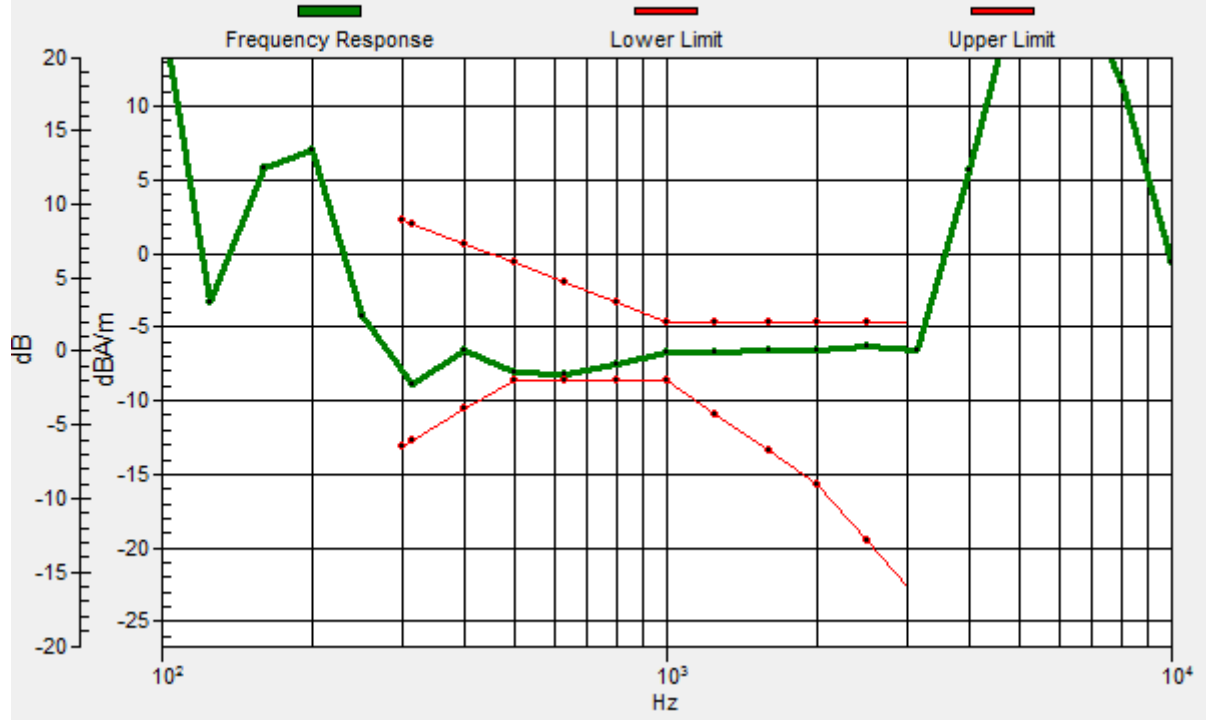
Location: 4.7, -8.9, 3.7 mm



0 dB = 135.4 = 42.63 dB

# General Scans/z (axial) wideband at best S/N/ABM Freq Resp(x,y,z,f)

Loc: 4, -11, 3.7 mm Diff: 0.42dB



## #25\_HAC\_T-Coil\_WCDMA II\_HSPA\_Ch9400\_Transversal (Y)

Communication System: WCDMA; Frequency: 1880 MHz

Medium: Air Medium parameters used:  $\sigma = 0$  S/m,  $\epsilon_r = 1$ ;  $\rho = 0$  kg/m<sup>3</sup>

Ambient Temperature : 23.6 °C

DASY5 Configuration:

- Probe: AM1DV3 - 3130; ; Calibrated: 2019/11/20

- Sensor-Surface: 0mm (Fix Surface)

- Electronics: DAE3 Sn577; Calibrated: 2019/9/17

- Phantom: HAC Test Arch with AMCC; Type: SD HAC P01 BA;

- Measurement SW: DASY52, Version 52.10 (4);SEMCAD X Version 14.6.14 (7483)


### General Scans/y (transversal) 4.2mm 50 x 50/ABM Interpolated SNR(x,y,z) (121x121x1):

Interpolated grid: dx=1.000 mm, dy=1.000 mm

ABM1/ABM2 = 38.02 dB

ABM1 comp = -11.83 dBA/m

Location: 5.4, 3.7, 3.7 mm



0 dB = 79.62 = 38.02 dB

## #26\_HAC\_T-Coil\_WCDMA IV\_HSPA\_Ch1413\_Axial (Z)

Communication System: WCDMA; Frequency: 1732.6 MHz

Medium: Air Medium parameters used:  $\sigma = 0$  S/m,  $\epsilon_r = 1$ ;  $\rho = 0$  kg/m<sup>3</sup>

Ambient Temperature : 23.6 °C

DASY5 Configuration:

- Probe: AM1DV3 - 3130; ; Calibrated: 2019/11/20

- Sensor-Surface: 0mm (Fix Surface)

- Electronics: DAE3 Sn577; Calibrated: 2019/9/17

- Phantom: HAC Test Arch with AMCC; Type: SD HAC P01 BA;

- Measurement SW: DASY52, Version 52.10 (4);SEMCAD X Version 14.6.14 (7483)


**General Scans/z (axial) 4.2mm 50 x 50/ABM Interpolated SNR(x,y,z) (121x121x1):** Interpolated

grid: dx=1.000 mm, dy=1.000 mm

ABM1/ABM2 = 44.05 dB

ABM1 comp = -3.99 dBA/m

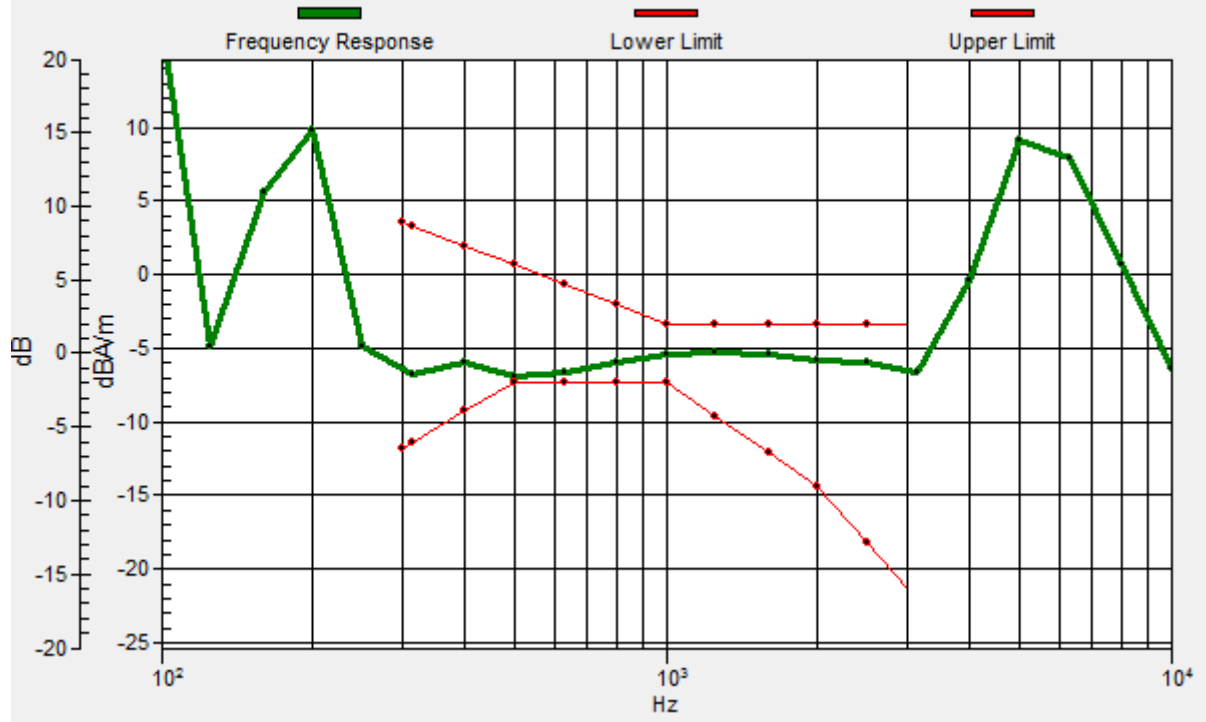
Location: 8.9, -6.8, 3.7 mm



0 dB = 159.3 = 44.05 dB

# General Scans/z (axial) wideband at best S/N/ABM Freq Resp(x,y,z,f)

Loc: 11, -4, 3.7 mm Diff: 0.37dB



## #26\_HAC\_T-Coil\_WCDMA IV\_HSPA\_Ch1413\_Transversal (Y)

Communication System: WCDMA; Frequency: 1732.6 MHz

Medium: Air Medium parameters used:  $\sigma = 0$  S/m,  $\epsilon_r = 1$ ;  $\rho = 0$  kg/m<sup>3</sup>

Ambient Temperature : 23.6 °C

DASY5 Configuration:

- Probe: AM1DV3 - 3130; ; Calibrated: 2019/11/20

- Sensor-Surface: 0mm (Fix Surface)

- Electronics: DAE3 Sn577; Calibrated: 2019/9/17

- Phantom: HAC Test Arch with AMCC; Type: SD HAC P01 BA;

- Measurement SW: DASY52, Version 52.10 (4);SEMCAD X Version 14.6.14 (7483)


### General Scans/y (transversal) 4.2mm 50 x 50/ABM Interpolated SNR(x,y,z) (121x121x1):

Interpolated grid: dx=1.000 mm, dy=1.000 mm

ABM1/ABM2 = 38.72 dB

ABM1 comp = -11.70 dBA/m

Location: 6.1, 3.7, 3.7 mm



0 dB = 86.28 = 38.72 dB

### #27\_HAC\_T-Coil\_WCDMA V\_HSPA\_Ch4182\_Axial (Z)

Communication System: WCDMA; Frequency: 836.4 MHz

Medium: Air Medium parameters used:  $\sigma = 0$  S/m,  $\epsilon_r = 1$ ;  $\rho = 0$  kg/m<sup>3</sup>

Ambient Temperature : 23.6 °C

DASY5 Configuration:

- Probe: AM1DV3 - 3130; ; Calibrated: 2019/11/20
- Sensor-Surface: 0mm (Fix Surface)
- Electronics: DAE3 Sn577; Calibrated: 2019/9/17
- Phantom: HAC Test Arch with AMCC; Type: SD HAC P01 BA;
- Measurement SW: DASY52, Version 52.10 (4);SEMCAD X Version 14.6.14 (7483)


#### General Scans/z (axial) 4.2mm 50 x 50/ABM Interpolated SNR(x,y,z) (121x121x1): Interpolated

grid: dx=1.000 mm, dy=1.000 mm

ABM1/ABM2 = 44.37 dB

ABM1 comp = -4.22 dBA/m

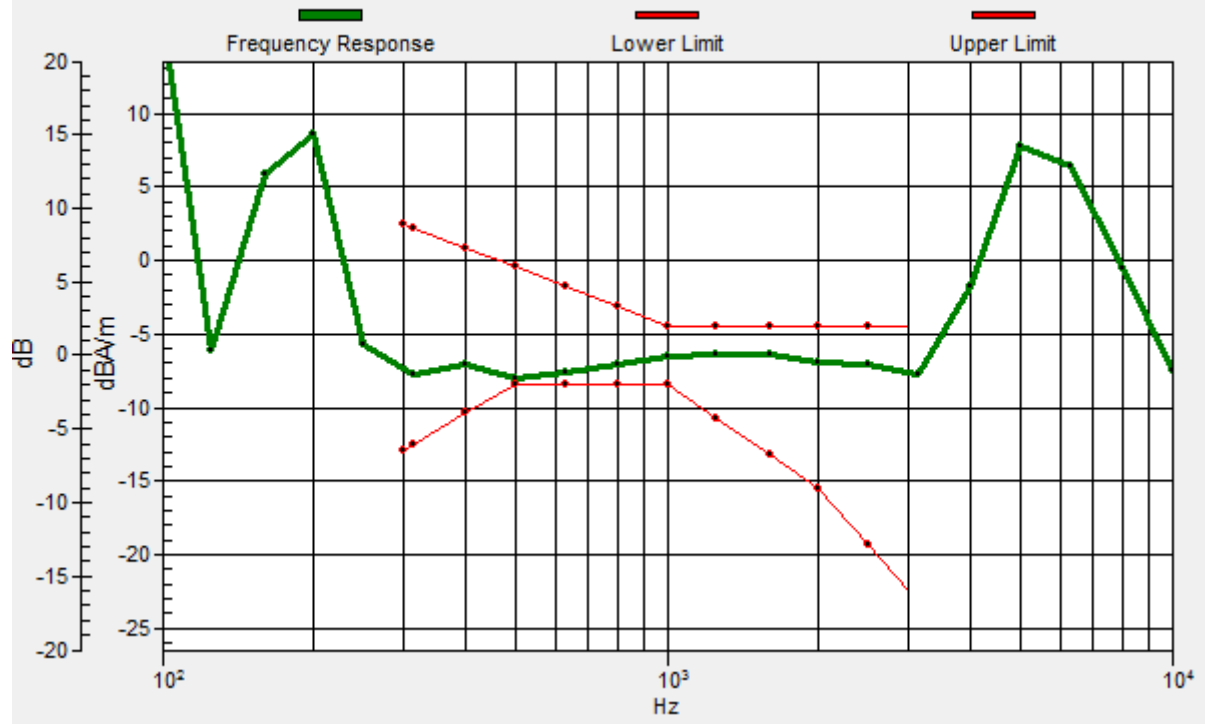
Location: 7.5, -6.1, 3.7 mm



0 dB = 165.5 = 44.37 dB

# General Scans/z (axial) wideband at best S/N/ABM Freq Resp(x,y,z,f)

Loc: 4, -4, 3.7 mm Diff: 0.46dB



## #27\_HAC\_T-Coil\_WCDMA V\_HSPA\_Ch4182\_Transversal (Y)

Communication System: WCDMA; Frequency: 836.4 MHz

Medium: Air Medium parameters used:  $\sigma = 0$  S/m,  $\epsilon_r = 1$ ;  $\rho = 0$  kg/m<sup>3</sup>

Ambient Temperature : 23.6 °C

DASY5 Configuration:

- Probe: AM1DV3 - 3130; ; Calibrated: 2019/11/20
- Sensor-Surface: 0mm (Fix Surface)
- Electronics: DAE3 Sn577; Calibrated: 2019/9/17
- Phantom: HAC Test Arch with AMCC; Type: SD HAC P01 BA;
- Measurement SW: DASY52, Version 52.10 (4);SEMCAD X Version 14.6.14 (7483)


### General Scans/y (transversal) 4.2mm 50 x 50/ABM Interpolated SNR(x,y,z) (121x121x1):

Interpolated grid: dx=1.000 mm, dy=1.000 mm

ABM1/ABM2 = 37.96 dB

ABM1 comp = -11.54 dBA/m

Location: 6.8, 3.7, 3.7 mm



0 dB = 79.04 = 37.96 dB

## #28\_HAC\_T-Coil\_CDMA BC0\_RTAP 153.6Kbps\_Ch384\_Axial (Z)

Communication System: CDMA T-Coil; Frequency: 836.52 MHz

Medium: Air Medium parameters used:  $\sigma = 0$  S/m,  $\epsilon_r = 1$ ;  $\rho = 0$  kg/m<sup>3</sup>

Ambient Temperature : 23.6 °C

DASY5 Configuration:

- Probe: AM1DV3 - 3130; ; Calibrated: 2019/11/20

- Sensor-Surface: 0mm (Fix Surface)

- Electronics: DAE3 Sn577; Calibrated: 2019/9/17

- Phantom: HAC Test Arch with AMCC; Type: SD HAC P01 BA;

- Measurement SW: DASY52, Version 52.10 (4);SEMCAD X Version 14.6.14 (7483)


**General Scans/z (axial) 4.2mm 50 x 50/ABM Interpolated SNR(x,y,z) (121x121x1):** Interpolated

grid: dx=1.000 mm, dy=1.000 mm

ABM1/ABM2 = 43.84 dB

ABM1 comp = -4.33 dBA/m

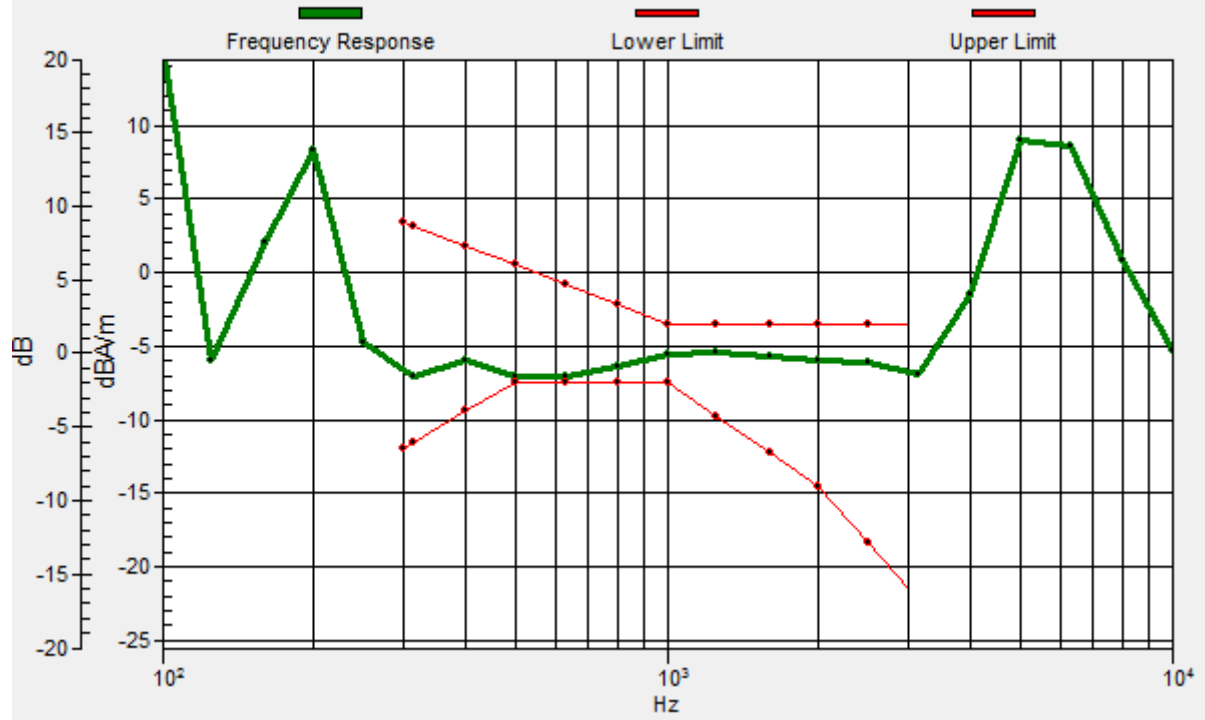
Location: 8.2, -6.8, 3.7 mm



0 dB = 155.6 = 43.84 dB

# General Scans/z (axial) wideband at best S/N/ABM Freq Resp(x,y,z,f)

Loc: 11, -4, 3.7 mm Diff: 0.41dB



## #28\_HAC\_T-Coil\_CDMA BC0\_RTAP 153.6Kbps\_Ch384\_Transversal (Y)

Communication System: CDMA T-Coil; Frequency: 836.52 MHz

Medium: Air Medium parameters used:  $\sigma = 0$  S/m,  $\epsilon_r = 1$ ;  $\rho = 0$  kg/m<sup>3</sup>

Ambient Temperature : 23.6 °C

DASY5 Configuration:

- Probe: AM1DV3 - 3130; ; Calibrated: 2019/11/20
- Sensor-Surface: 0mm (Fix Surface)
- Electronics: DAE3 Sn577; Calibrated: 2019/9/17
- Phantom: HAC Test Arch with AMCC; Type: SD HAC P01 BA;
- Measurement SW: DASY52, Version 52.10 (4);SEMCAD X Version 14.6.14 (7483)


### General Scans/y (transversal) 4.2mm 50 x 50/ABM Interpolated SNR(x,y,z) (121x121x1):

Interpolated grid: dx=1.000 mm, dy=1.000 mm

ABM1/ABM2 = 36.14 dB

ABM1 comp = -11.97 dBA/m

Location: 8.2, 3, 3.7 mm



0 dB = 64.16 = 36.15 dB

## #29\_HAC\_T-Coil\_CDMA BC1\_RTAP 153.6Kbps\_Ch600\_Axial (Z)

Communication System: CDMA T-Coil; Frequency: 1880 MHz

Medium: Air Medium parameters used:  $\sigma = 0$  S/m,  $\epsilon_r = 1$ ;  $\rho = 0$  kg/m<sup>3</sup>

Ambient Temperature : 23.6 °C

DASY5 Configuration:

- Probe: AM1DV3 - 3130; ; Calibrated: 2019/11/20

- Sensor-Surface: 0mm (Fix Surface)

- Electronics: DAE3 Sn577; Calibrated: 2019/9/17

- Phantom: HAC Test Arch with AMCC; Type: SD HAC P01 BA;

- Measurement SW: DASY52, Version 52.10 (4);SEMCAD X Version 14.6.14 (7483)


**General Scans/z (axial) 4.2mm 50 x 50/ABM Interpolated SNR(x,y,z) (121x121x1):** Interpolated

grid: dx=1.000 mm, dy=1.000 mm

ABM1/ABM2 = 43.87 dB

ABM1 comp = -4.07 dBA/m

Location: 8.9, -8.2, 3.7 mm



0 dB = 156.1 = 43.87 dB

# General Scans/z (axial) wideband at best S/N/ABM Freq Resp(x,y,z,f)

Loc: 11, -11, 3.7 mm Diff: 0.38dB



## #29\_HAC\_T-Coil\_CDMA BC1\_RTAP 153.6Kbps\_Ch600\_Transversal (Y)

Communication System: CDMA T-Coil; Frequency: 1880 MHz

Medium: Air Medium parameters used:  $\sigma = 0$  S/m,  $\epsilon_r = 1$ ;  $\rho = 0$  kg/m<sup>3</sup>

Ambient Temperature : 23.6 °C

DASY5 Configuration:

- Probe: AM1DV3 - 3130; ; Calibrated: 2019/11/20
- Sensor-Surface: 0mm (Fix Surface)
- Electronics: DAE3 Sn577; Calibrated: 2019/9/17
- Phantom: HAC Test Arch with AMCC; Type: SD HAC P01 BA;
- Measurement SW: DASY52, Version 52.10 (4);SEMCAD X Version 14.6.14 (7483)


### General Scans/y (transversal) 4.2mm 50 x 50/ABM Interpolated SNR(x,y,z) (121x121x1):

Interpolated grid: dx=1.000 mm, dy=1.000 mm

ABM1/ABM2 = 36.81 dB

ABM1 comp = -12.05 dBA/m

Location: 7.5, 3, 3.7 mm



0 dB = 69.27 = 36.81 dB

### #30\_HAC\_T-Coil\_CDMA BC10\_RTAP 153.6Kbps\_Ch580\_Axial (Z)

Communication System: CDMA T-Coil; Frequency: 820.5 MHz

Medium: Air Medium parameters used:  $\sigma = 0$  S/m,  $\epsilon_r = 1$ ;  $\rho = 0$  kg/m<sup>3</sup>

Ambient Temperature : 23.6 °C

DASY5 Configuration:

- Probe: AM1DV3 - 3130; ; Calibrated: 2019/11/20
- Sensor-Surface: 0mm (Fix Surface)
- Electronics: DAE3 Sn577; Calibrated: 2019/9/17
- Phantom: HAC Test Arch with AMCC; Type: SD HAC P01 BA;
- Measurement SW: DASY52, Version 52.10 (4);SEMCAD X Version 14.6.14 (7483)


#### General Scans/z (axial) 4.2mm 50 x 50/ABM Interpolated SNR(x,y,z) (121x121x1): Interpolated

grid: dx=1.000 mm, dy=1.000 mm

ABM1/ABM2 = 43.42 dB

ABM1 comp = -4.22 dBA/m

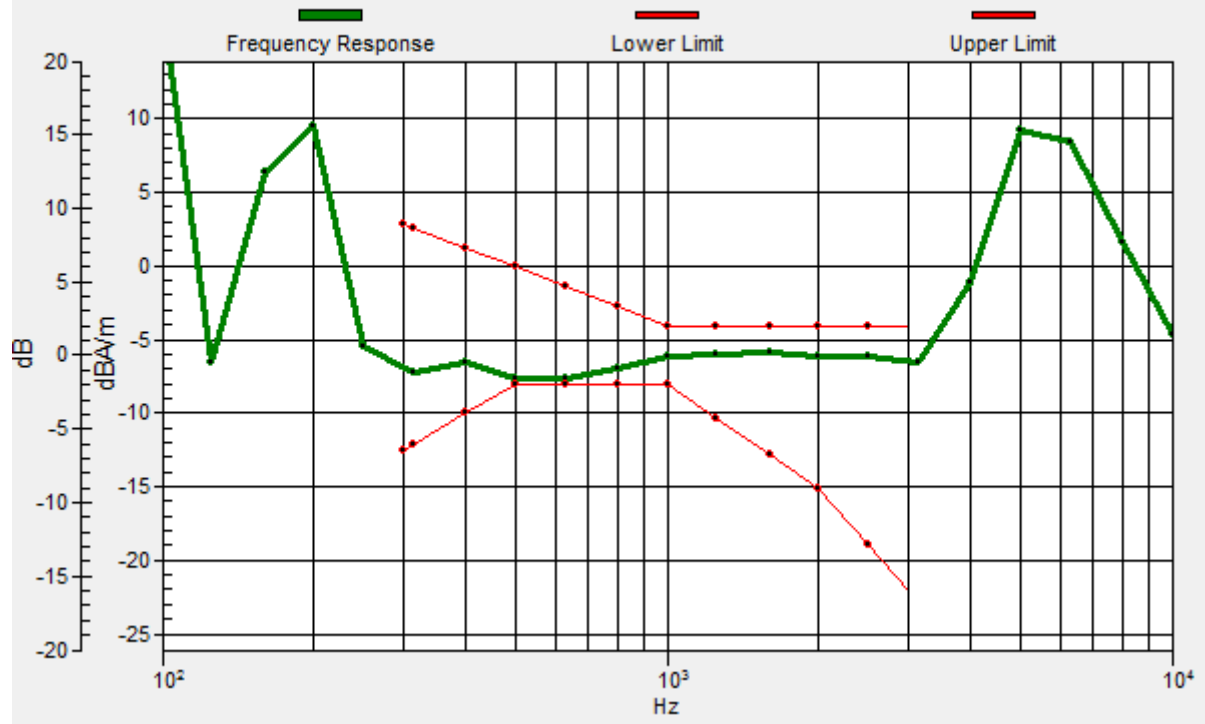
Location: 8.9, -7.5, 3.7 mm



0 dB = 148.3 = 43.42 dB

# General Scans/z (axial) wideband at best S/N/ABM Freq Resp(x,y,z,f)

Loc: 11, -11, 3.7 mm Diff: 0.42dB



### #30\_HAC\_T-Coil\_CDMA BC10\_RTAP 153.6Kbps\_Ch580\_Transversal (Y)

Communication System: CDMA T-Coil; Frequency: 820.5 MHz

Medium: Air Medium parameters used:  $\sigma = 0$  S/m,  $\epsilon_r = 1$ ;  $\rho = 0$  kg/m<sup>3</sup>

Ambient Temperature : 23.6 °C

DASY5 Configuration:

- Probe: AM1DV3 - 3130; ; Calibrated: 2019/11/20

- Sensor-Surface: 0mm (Fix Surface)

- Electronics: DAE3 Sn577; Calibrated: 2019/9/17

- Phantom: HAC Test Arch with AMCC; Type: SD HAC P01 BA;

- Measurement SW: DASY52, Version 52.10 (4);SEMCAD X Version 14.6.14 (7483)


#### General Scans/y (transversal) 4.2mm 50 x 50/ABM Interpolated SNR(x,y,z) (121x121x1):

Interpolated grid: dx=1.000 mm, dy=1.000 mm

ABM1/ABM2 = 36.91 dB

ABM1 comp = -12.16 dBA/m

Location: 6.8, 3, 3.7 mm



0 dB = 70.05 = 36.91 dB

### #31\_HAC\_T-Coil\_LTE Band 66\_20M\_QPSK\_1\_0\_Ch132322\_Axial (Z)

Communication System: LTE; Frequency: 1745 MHz

Medium: Air Medium parameters used:  $\sigma = 0$  S/m,  $\epsilon_r = 1$ ;  $\rho = 0$  kg/m<sup>3</sup>

Ambient Temperature : 23.6 °C

DASY5 Configuration:

- Probe: AM1DV3 - 3130; ; Calibrated: 2019/11/20

- Sensor-Surface: 0mm (Fix Surface)

- Electronics: DAE3 Sn577; Calibrated: 2019/9/17

- Phantom: HAC Test Arch with AMCC; Type: SD HAC P01 BA;

- Measurement SW: DASY52, Version 52.10 (4);SEMCAD X Version 14.6.14 (7483)


**General Scans/z (axial) 4.2mm 50 x 50/ABM Interpolated SNR(x,y,z) (121x121x1):** Interpolated

grid: dx=1.000 mm, dy=1.000 mm

ABM1/ABM2 = 43.29 dB

ABM1 comp = -4.09 dBA/m

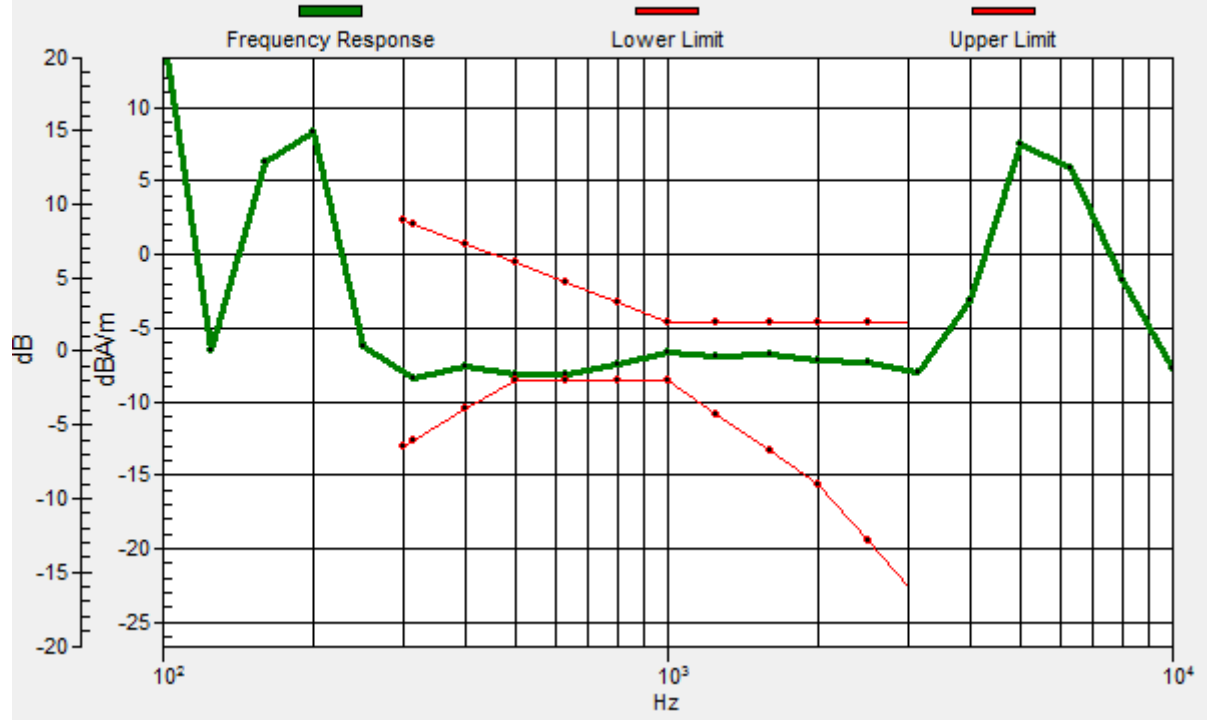
Location: 7.5, -6.1, 3.7 mm



0 dB = 146.1 = 43.29 dB

# General Scans/z (axial) wideband at best S/N/ABM Freq Resp(x,y,z,f)

Loc: 4, -4, 3.7 mm Diff: 0.37dB



### #31\_HAC\_T-Coil\_LTE Band 66\_20M\_QPSK\_1\_0\_Ch132322\_Transversal (Y)

Communication System: LTE; Frequency: 1745 MHz

Medium: Air Medium parameters used:  $\sigma = 0$  S/m,  $\epsilon_r = 1$ ;  $\rho = 0$  kg/m<sup>3</sup>

Ambient Temperature : 23.6 °C

DASY5 Configuration:

- Probe: AM1DV3 - 3130; ; Calibrated: 2019/11/20

- Sensor-Surface: 0mm (Fix Surface)

- Electronics: DAE3 Sn577; Calibrated: 2019/9/17

- Phantom: HAC Test Arch with AMCC; Type: SD HAC P01 BA;

- Measurement SW: DASY52, Version 52.10 (4);SEMCAD X Version 14.6.14 (7483)


#### General Scans/y (transversal) 4.2mm 50 x 50/ABM Interpolated SNR(x,y,z) (121x121x1):

Interpolated grid: dx=1.000 mm, dy=1.000 mm

ABM1/ABM2 = 36.42 dB

ABM1 comp = -12.43 dBA/m

Location: 4, 3, 3.7 mm



0 dB = 66.22 = 36.42 dB

### #32\_HAC\_T-Coil\_LTE Band 41\_20M\_QPSK\_1\_0\_Ch40620\_Axial (Z)

Communication System: LTE TDD; Frequency: 2593 MHz

Medium: Air Medium parameters used:  $\sigma = 0$  S/m,  $\epsilon_r = 1$ ;  $\rho = 0$  kg/m<sup>3</sup>

Ambient Temperature : 23.6 °C

DASY5 Configuration:

- Probe: AM1DV3 - 3130; ; Calibrated: 2019/11/20
- Sensor-Surface: 0mm (Fix Surface)
- Electronics: DAE3 Sn577; Calibrated: 2019/9/17
- Phantom: HAC Test Arch with AMCC; Type: SD HAC P01 BA;
- Measurement SW: DASY52, Version 52.10 (4);SEMCAD X Version 14.6.14 (7483)


#### General Scans/z (axial) 4.2mm 50 x 50/ABM Interpolated SNR(x,y,z) (121x121x1): Interpolated

grid: dx=1.000 mm, dy=1.000 mm

ABM1/ABM2 = 38.77 dB

ABM1 comp = -5.90 dBA/m

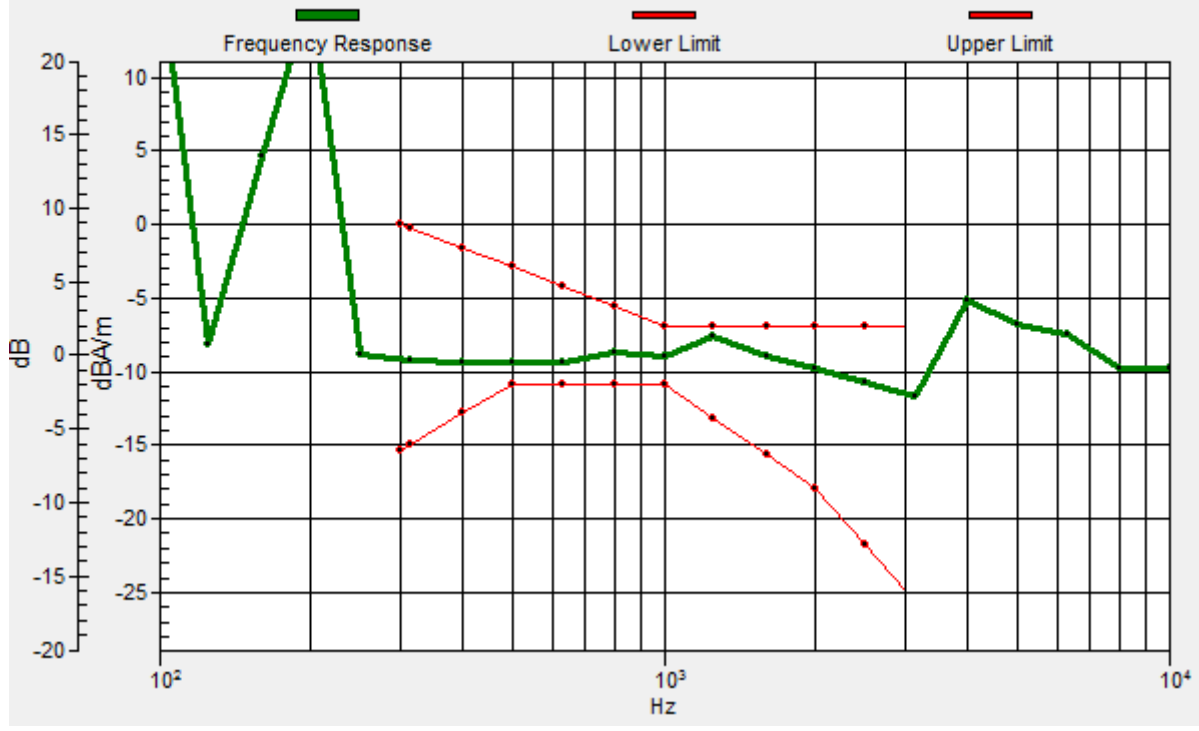
Location: 4, -6.8, 3.7 mm



0 dB = 86.84 = 38.77 dB

# General Scans/z (axial) wideband at best S/N 2/ABM Freq Resp(x,y,z,f)

Loc: 4, -4, 3.7 mm Diff: 0.69dB



### #32\_HAC\_T-Coil\_LTE Band 41\_20M\_QPSK\_1\_0\_Ch40620\_Transversal (Y)

Communication System: LTE TDD; Frequency: 2593 MHz

Medium: Air Medium parameters used:  $\sigma = 0$  S/m,  $\epsilon_r = 1$ ;  $\rho = 0$  kg/m<sup>3</sup>

Ambient Temperature : 23.6 °C

DASY5 Configuration:

- Probe: AM1DV3 - 3130; ; Calibrated: 2019/11/20
- Sensor-Surface: 0mm (Fix Surface)
- Electronics: DAE3 Sn577; Calibrated: 2019/9/17
- Phantom: HAC Test Arch with AMCC; Type: SD HAC P01 BA;
- Measurement SW: DASY52, Version 52.10 (4);SEMCAD X Version 14.6.14 (7483)


#### General Scans/y (transversal) 4.2mm 50 x 50/ABM Interpolated SNR(x,y,z) (121x121x1):

Interpolated grid: dx=1.000 mm, dy=1.000 mm

ABM1/ABM2 = 34.29 dB

ABM1 comp = -13.26 dBA/m

Location: 4.7, -12.4, 3.7 mm



0 dB = 51.81 = 34.29 dB

### #33\_HAC\_T-Coil\_LTE Band 41\_HPUE\_20M\_QPSK\_1\_0\_Ch40620\_Axial (Z)

Communication System: LTE TDD; Frequency: 2593 MHz

Medium: Air Medium parameters used:  $\sigma = 0$  S/m,  $\epsilon_r = 1$ ;  $\rho = 0$  kg/m<sup>3</sup>

Ambient Temperature : 23.6 °C

DASY5 Configuration:

- Probe: AM1DV3 - 3130; ; Calibrated: 2019/11/20
- Sensor-Surface: 0mm (Fix Surface)
- Electronics: DAE3 Sn577; Calibrated: 2019/9/17
- Phantom: HAC Test Arch with AMCC; Type: SD HAC P01 BA;
- Measurement SW: DASY52, Version 52.10 (4);SEMCAD X Version 14.6.14 (7483)


#### General Scans/z (axial) 4.2mm 50 x 50/ABM Interpolated SNR(x,y,z) (121x121x1): Interpolated

grid: dx=1.000 mm, dy=1.000 mm

ABM1/ABM2 = 38.47 dB

ABM1 comp = -5.61 dBA/m

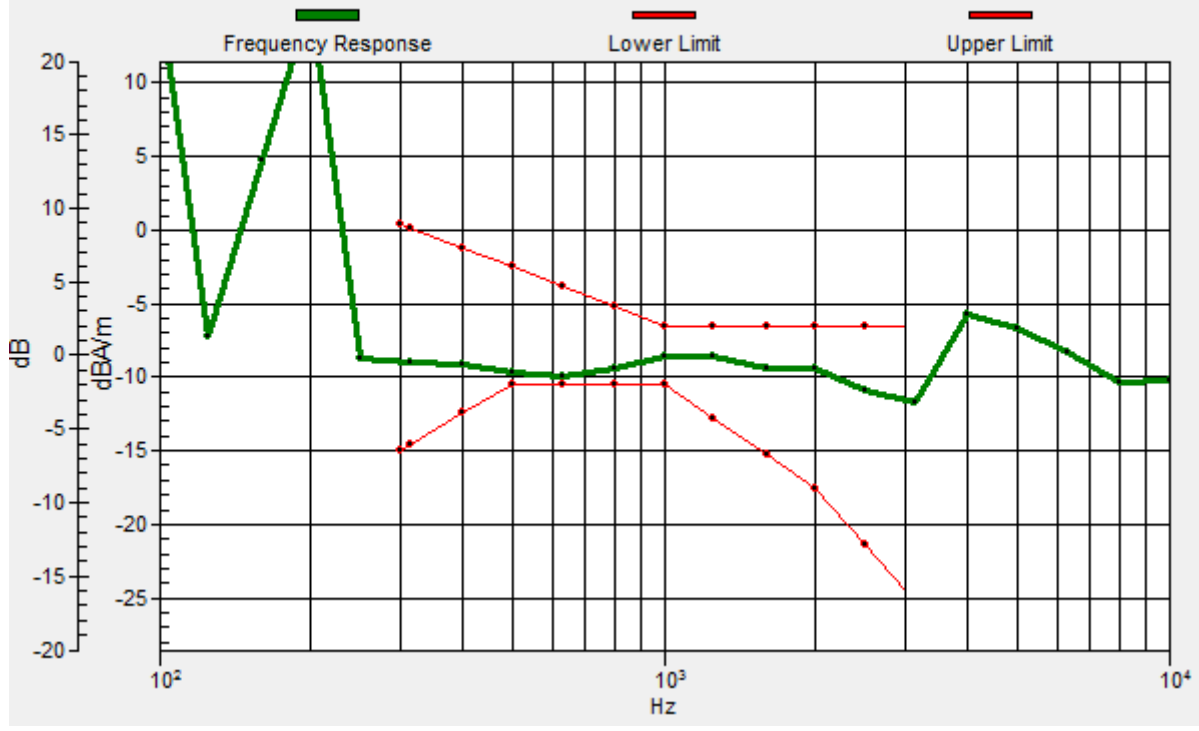
Location: 4, -6.8, 3.7 mm



0 dB = 83.89 = 38.47 dB

# General Scans/z (axial) wideband at best S/N 2/ABM Freq Resp(x,y,z,f)

Loc: 4, -4, 3.7 mm Diff: 0.59dB



### #33\_HAC\_T-Coil\_LTE Band 41\_HPUE\_20M\_QPSK\_1\_0\_Ch40620\_Transversal (Y)

Communication System: LTE TDD; Frequency: 2593 MHz

Medium: Air Medium parameters used:  $\sigma = 0$  S/m,  $\epsilon_r = 1$ ;  $\rho = 0$  kg/m<sup>3</sup>

Ambient Temperature : 23.6 °C

DASY5 Configuration:

- Probe: AM1DV3 - 3130; ; Calibrated: 2019/11/20

- Sensor-Surface: 0mm (Fix Surface)

- Electronics: DAE3 Sn577; Calibrated: 2019/9/17

- Phantom: HAC Test Arch with AMCC; Type: SD HAC P01 BA;

- Measurement SW: DASY52, Version 52.10 (4);SEMCAD X Version 14.6.14 (7483)


#### General Scans/y (transversal) 4.2mm 50 x 50/ABM Interpolated SNR(x,y,z) (121x121x1):

Interpolated grid: dx=1.000 mm, dy=1.000 mm

ABM1/ABM2 = 33.38 dB

ABM1 comp = -13.35 dBA/m

Location: 4.7, -12.4, 3.7 mm



0 dB = 46.66 = 33.38 dB

### #34\_HAC\_T-Coil\_WLAN2.4GHz\_802.11b 1Mbps\_Ch6\_Axial (Z)

Communication System: 802.11b; Frequency: 2437 MHz

Medium: Air Medium parameters used:  $\sigma = 0$  S/m,  $\epsilon_r = 1$ ;  $\rho = 0$  kg/m<sup>3</sup>

Ambient Temperature : 23.6 °C

DASY5 Configuration:

- Probe: AM1DV3 - 3130; ; Calibrated: 2019/11/20
- Sensor-Surface: 0mm (Fix Surface)
- Electronics: DAE3 Sn577; Calibrated: 2019/9/17
- Phantom: HAC Test Arch with AMCC; Type: SD HAC P01 BA;
- Measurement SW: DASY52, Version 52.10 (4);SEMCAD X Version 14.6.14 (7483)


#### General Scans/z (axial) 4.2mm 50 x 50/ABM Interpolated SNR(x,y,z) (121x121x1): Interpolated

grid: dx=1.000 mm, dy=1.000 mm

ABM1/ABM2 = 34.54 dB

ABM1 comp = -6.20 dBA/m

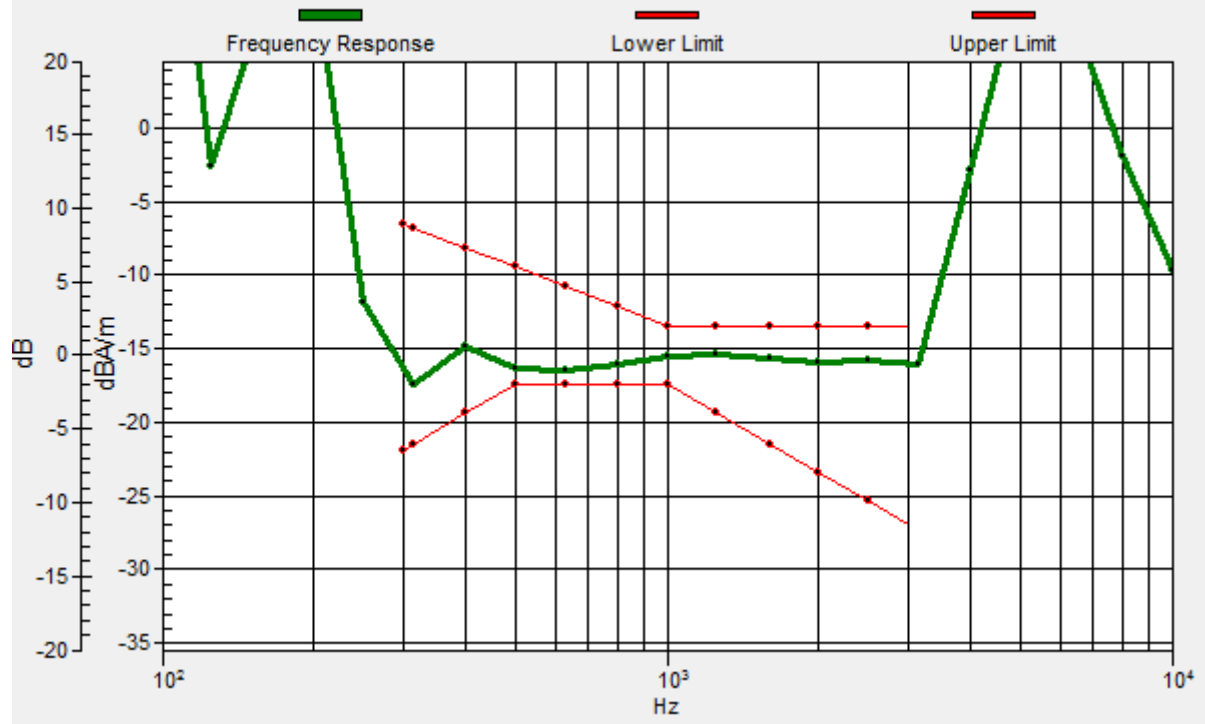
Location: 5.4, -10.3, 3.7 mm



0 dB = 53.33 = 34.54 dB

# General Scans/z (axial) wideband at best S/N/ABM Freq Resp(x,y,z,f)

Loc: -3, -4, 3.7 mm Diff: 0.91dB



### #34\_HAC\_T-Coil\_WLAN2.4GHz\_802.11b 1Mbps\_Ch6\_Transversal (Y)

Communication System: 802.11b; Frequency: 2437 MHz

Medium: Air Medium parameters used:  $\sigma = 0$  S/m,  $\epsilon_r = 1$ ;  $\rho = 0$  kg/m<sup>3</sup>

Ambient Temperature : 23.6 °C

DASY5 Configuration:

- Probe: AM1DV3 - 3130; ; Calibrated: 2019/11/20
- Sensor-Surface: 0mm (Fix Surface)
- Electronics: DAE3 Sn577; Calibrated: 2019/9/17
- Phantom: HAC Test Arch with AMCC; Type: SD HAC P01 BA;
- Measurement SW: DASY52, Version 52.10 (4);SEMCAD X Version 14.6.14 (7483)


#### General Scans/y (transversal) 4.2mm 50 x 50/ABM Interpolated SNR(x,y,z) (121x121x1):

Interpolated grid: dx=1.000 mm, dy=1.000 mm

ABM1/ABM2 = 32.02 dB

ABM1 comp = -13.06 dBA/m

Location: 8.9, -18, 3.7 mm



0 dB = 39.92 = 32.02 dB

### #35\_HAC\_T-Coil\_WLAN5GHz\_802.11a 6Mbps\_Ch124\_Axial (Z)

Communication System: 802.11a; Frequency: 5620 MHz

Medium: Air Medium parameters used:  $\sigma = 0$  S/m,  $\epsilon_r = 1$ ;  $\rho = 0$  kg/m<sup>3</sup>

Ambient Temperature : 23.6 °C

DASY5 Configuration:

- Probe: AM1DV3 - 3130; ; Calibrated: 2019/11/20
- Sensor-Surface: 0mm (Fix Surface)
- Electronics: DAE3 Sn577; Calibrated: 2019/9/17
- Phantom: HAC Test Arch with AMCC; Type: SD HAC P01 BA;
- Measurement SW: DASY52, Version 52.10 (4);SEMCAD X Version 14.6.14 (7483)


#### General Scans/z (axial) 4.2mm 50 x 50/ABM Interpolated SNR(x,y,z) (121x121x1): Interpolated

grid: dx=1.000 mm, dy=1.000 mm

ABM1/ABM2 = 39.59 dB

ABM1 comp = -3.91 dBA/m

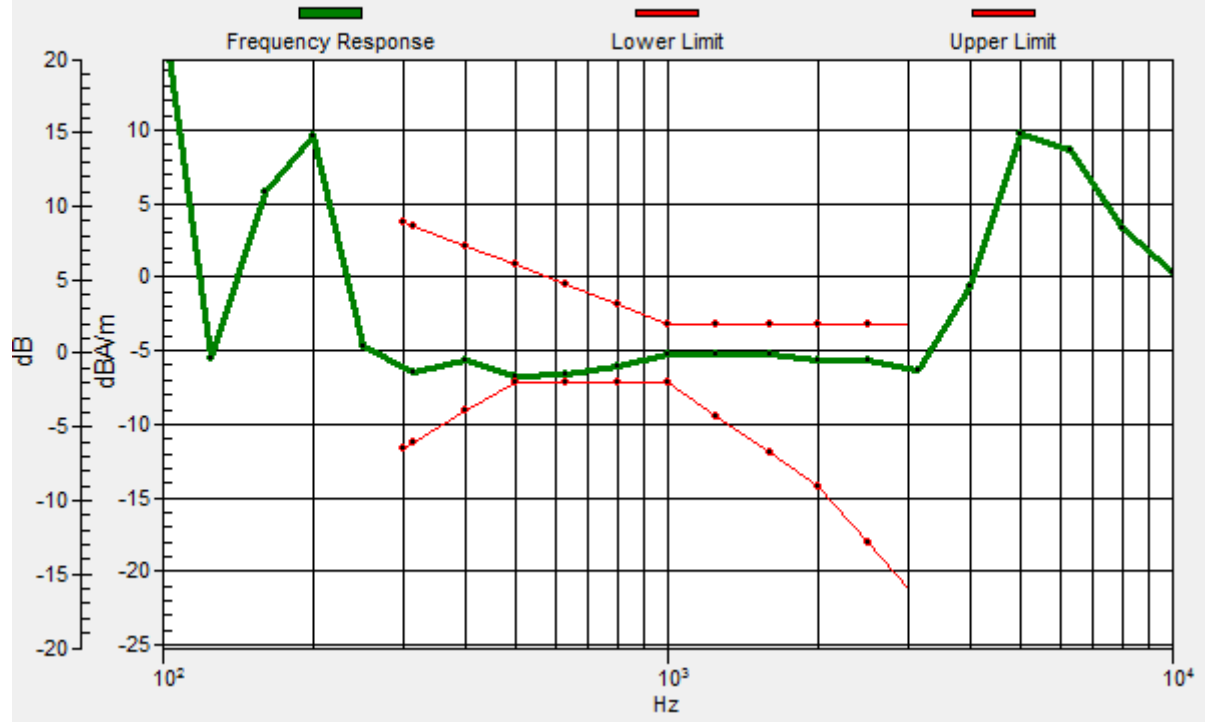
Location: 10.3, -4.7, 3.7 mm



0 dB = 95.40 = 39.59 dB

# General Scans/z (axial) wideband at best S/N/ABM Freq Resp(x,y,z,f)

Loc: 11, -4, 3.7 mm Diff: 0.4dB



### #35\_HAC\_T-Coil\_WLAN5GHz\_802.11a 6Mbps\_Ch124\_Transversal (Y)

Communication System: 802.11a; Frequency: 5620 MHz

Medium: Air Medium parameters used:  $\sigma = 0$  S/m,  $\epsilon_r = 1$ ;  $\rho = 0$  kg/m<sup>3</sup>

Ambient Temperature : 23.6 °C

DASY5 Configuration:

- Probe: AM1DV3 - 3130; ; Calibrated: 2019/11/20

- Sensor-Surface: 0mm (Fix Surface)

- Electronics: DAE3 Sn577; Calibrated: 2019/9/17

- Phantom: HAC Test Arch with AMCC; Type: SD HAC P01 BA;

- Measurement SW: DASY52, Version 52.10 (4);SEMCAD X Version 14.6.14 (7483)


#### General Scans/y (transversal) 4.2mm 50 x 50/ABM Interpolated SNR(x,y,z) (121x121x1):

Interpolated grid: dx=1.000 mm, dy=1.000 mm

ABM1/ABM2 = 28.90 dB

ABM1 comp = -15.33 dBA/m

Location: -0.2, 4.4, 3.7 mm



0 dB = 27.86 = 28.90 dB