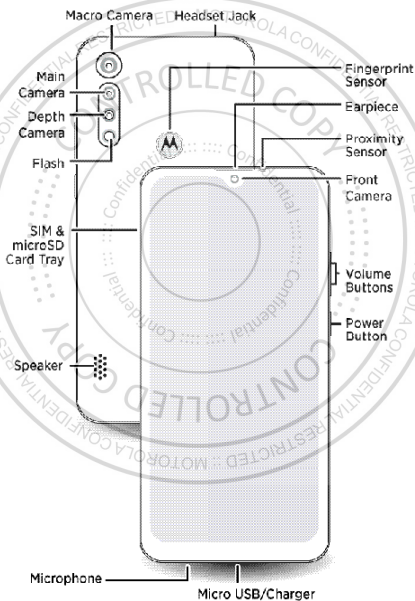


moto g⁸ power lite

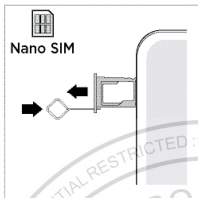
English.....	3
Language.....	8
Language.....	10
Language.....	12
Language.....	14
Language.....	16
Language.....	18
Language.....	20
Language.....	22
Language.....	24

Let's get started

Before using your phone, please read the safety, regulatory, and legal information provided with your product.

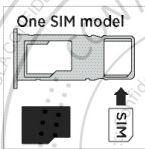


Put in the cards & power on



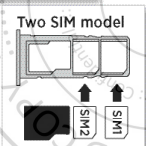
- 1** Insert the SIM tool into the tray hole to pop out the tray.

Make sure you use the correct size SIM card and don't cut the SIM card.

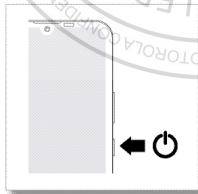


- 2** Insert the SIM card(s) with the gold contacts down, then gently push the tray into the slot.

Add a microSD card for additional storage*.



- 3** Press and hold the Power button, then follow the prompts to get started.



*microSD card is optional, sold separately.



Help & more

Get answers, updates, and info:

- **Help is here:** From the home screen, swipe up and tap **Settings** > **Help** to learn how to use your phone and get support.
- **Get more:** Get software, user guides, and more at www.motorola.com/mymotog.
- **Get apps:** Tap **Play Store** to browse and download apps.
- **Legal information:** This guide provides important legal, safety, and regulatory information that you should read before using your product. For the complete legal information, from the home screen swipe up and tap **Settings** > **System** > **Legal information** (Android 9) or **Settings** > **About phone** > **Legal information** (Android 10), or visit www.motorola.com/device-legal.

Water repellent. Your phone is not waterproof. For more about your phone's water-repellent design and care, swipe up from the home screen and tap **Settings** > **System** > **Legal information** (Android 9) or **Settings** > **About phone** > **Legal information** (Android 10).

Battery safety. To prevent possible burning and injury, the battery in your phone should only be removed by a Motorola-approved service center or similar skilled personnel.

If your phone becomes unresponsive, press and hold the Power button until the screen goes dark and your phone restarts.

Charge your phone using a compatible Motorola charger. Use of other chargers is not recommended. Don't charge your phone in temperatures below 0°C (32°F) or above 45°C (113°F). For more, swipe up from the home screen and tap **Settings** > **System** > **Legal information** (Android 9) or **Settings** > **About phone** > **Legal information** (Android 10), or visit www.motorola.com/device-legal.

Warning about high volume usage. To prevent possible hearing damage, do not listen at high volume levels for long periods.

Disposal & recycling. Please recycle products and packaging responsibly. To find out more, go to: www.motorola.com/recycling.

Legal disclaimers. Features, services and applications are network dependent and may not be available in all areas; additional terms/charges may apply. Features, functionality, and other product specifications, as well as the information contained in this guide, are based upon the latest available information and believed to be accurate at the time of printing. Motorola reserves the right to correct or change any information without notice.

Arbitration. Your purchase is governed by a binding arbitration clause. For more information and how to opt-out, see the legal guide that came with your phone.

Specific Absorption Rate (ICNIRP). YOUR PHONE MEETS INTERNATIONAL GUIDELINES FOR EXPOSURE TO RADIO WAVES. The highest SAR values under the ICNIRP guidelines for your phone



model are listed below:

Head SAR	0.631 W/kg
Body-worn SAR	1.531 W/kg

Supported frequencies and power. This phone is capable of operation on the following frequencies, subject to location and network availability.

Model XT2055-1

Operating mode	Frequency range MHz / Band	Maximum nominal transmit power (conducted) dBm
Bluetooth	2400 - 2483.5	5.68
WLAN	2400 - 2483.5	16.89
GPS/GLONASS	1559 - 1610	N/A
FM Receive	87.5 - 108	N/A
GSM	850 - 900	34
GSM	1800 - 1900	31
WCDMA	1/2	24.5
WCDMA	5/8	25
LTE	1/3/7/38/40/41	24
LTE	5/8/20	24.5

Technical specifications.

Model(s)	Data Transfer
Form	Sensor
Band	Memory
OS	Connection
CPU	Browser
Size	Messaging
Display	Video/Audio
Camera	Battery

Copyright & trademarks. MOTOROLA, the stylized M logo, MOTO, and the MOTO family of marks are trademarks or registered trademarks of Motorola Trademark Holdings, LLC. LENOVO is a trademark of Lenovo. Google, Android, Google Play and other related marks and logos are trademarks of Google LLC. microSD Logo is a trademark of SD-3C, LLC. All other product or service names are the property of their respective owners.

© 2020 Motorola Mobility LLC. All rights reserved.

Product ID: **moto g⁸ power lite** (Model XT2055-1)

Manual Number:

Motorola Mobility LLC
222 W. Merchandise Mart Plaza
Chicago, IL 60654
www.motorola.com

To view the SAR values for your phone, visit <https://motorola.com/sar>.



This product meets the applicable national or international RF exposure guidance (SAR guideline) when used normally against your head or, when worn or carried, at a distance of 5 mm from the body. The SAR guideline includes a considerable safety margin designed to assure the safety of all persons, regardless of age and health.

To view additional SAR information on your phone, swipe up from the home screen and tap **Settings > System > Legal information > RF information** (Android 9) or **Settings > About phone > Legal information > RF information** (Android 10). To view the information on the web, visit www.motorola.com/rfhealth.