

**01\_GSM850\_GPRS 2 Tx slots\_Right Cheek\_0mm\_Ch128**

Communication System: UID 0, GSM850-2UP (0); Frequency: 824.2 MHz; Duty Cycle: 1:4.15  
 Medium: HSL\_835 Medium parameters used:  $f = 824.2$  MHz;  $\sigma = 0.874$  S/m;  $\epsilon_r = 42.224$ ;  $\rho = 1000$  kg/m<sup>3</sup>  
 Ambient Temperature : 23.1 °C; Liquid Temperature : 22.9 °C

DASY5 Configuration:

- Probe: EX3DV4 - SN3857; ConvF(9.48, 9.48, 9.48); Calibrated: 2019.5.27
- Sensor-Surface: 1.4mm (Mechanical Surface Detection)
- Electronics: DAE4 Sn1210; Calibrated: 2019.7.23
- Phantom: SAM1; Type: SAM; Serial: TP-1753
- Measurement SW: DASY52, Version 52.10 (1); SEMCAD X Version 14.6.11 (7439)

**Ch128/Area Scan (81x81x1):** Interpolated grid: dx=1.500 mm, dy=1.500 mm

Maximum value of SAR (interpolated) = 0.278 W/kg


**Ch128/Zoom Scan (6x6x7)/Cube 0:** Measurement grid: dx=8mm, dy=8mm, dz=5mm

Reference Value = 5.404 V/m; Power Drift = -0.17 dB

Peak SAR (extrapolated) = 0.330 W/kg

**SAR(1 g) = 0.252 W/kg; SAR(10 g) = 0.193 W/kg**

Maximum value of SAR (measured) = 0.275 W/kg



0 dB = 0.278 W/kg = -5.56 dBW/kg

**02\_GSM1900\_GPRS 2 Tx slots\_Left Cheek\_0mm\_Ch810**

Communication System: UID 0, PCS-2UP (0); Frequency: 1909.8 MHz; Duty Cycle: 1:4.15  
 Medium: HSL\_1900 Medium parameters used:  $f = 1910$  MHz;  $\sigma = 1.402$  S/m;  $\epsilon_r = 38.136$ ;  $\rho = 1000$  kg/m<sup>3</sup>  
 Ambient Temperature : 23.2 °C; Liquid Temperature : 22.7 °C

DASY5 Configuration:

- Probe: EX3DV4 - SN3857; ConvF(8.10, 8.10, 8.10); Calibrated: 2019.5.27
- Sensor-Surface: 1.4mm (Mechanical Surface Detection)
- Electronics: DAE4 Sn1210; Calibrated: 2019.7.23
- Phantom: SAM2; Type: SAM; Serial: TP-1754
- Measurement SW: DASY52, Version 52.10 (1); SEMCAD X Version 14.6.11 (7439)

**Ch810/Area Scan (81x81x1):** Interpolated grid: dx=1.500 mm, dy=1.500 mm

Maximum value of SAR (interpolated) = 0.0152 W/kg


**Ch810/Zoom Scan (6x6x7)/Cube 0:** Measurement grid: dx=8mm, dy=8mm, dz=5mm

Reference Value = 1.182 V/m; Power Drift = 0.03 dB

Peak SAR (extrapolated) = 0.0200 W/kg

**SAR(1 g) = 0.013 W/kg; SAR(10 g) = 0.0084 W/kg**

Maximum value of SAR (measured) = 0.0151 W/kg



0 dB = 0.0152 W/kg = -18.18 dBW/kg

**03\_WCDMA II\_RMC 12.2Kbps\_Right Cheek\_0mm\_Ch9400**

Communication System: UID 0, WCDMA (0); Frequency: 1880 MHz; Duty Cycle: 1:1  
 Medium: HSL\_1900 Medium parameters used:  $f = 1880$  MHz;  $\sigma = 1.372$  S/m;  $\epsilon_r = 38.261$ ;  $\rho = 1000$  kg/m<sup>3</sup>  
 Ambient Temperature : 23.2 °C; Liquid Temperature : 22.7 °C

DASY5 Configuration:

- Probe: EX3DV4 - SN3857; ConvF(8.10, 8.10, 8.10); Calibrated: 2019.5.27
- Sensor-Surface: 1.4mm (Mechanical Surface Detection)
- Electronics: DAE4 Sn1210; Calibrated: 2019.7.23
- Phantom: SAM2; Type: SAM; Serial: TP-1754
- Measurement SW: DASY52, Version 52.10 (1); SEMCAD X Version 14.6.11 (7439)

**Ch9400/Area Scan (81x81x1):** Interpolated grid: dx=1.500 mm, dy=1.500 mm

Maximum value of SAR (interpolated) = 0.0919 W/kg

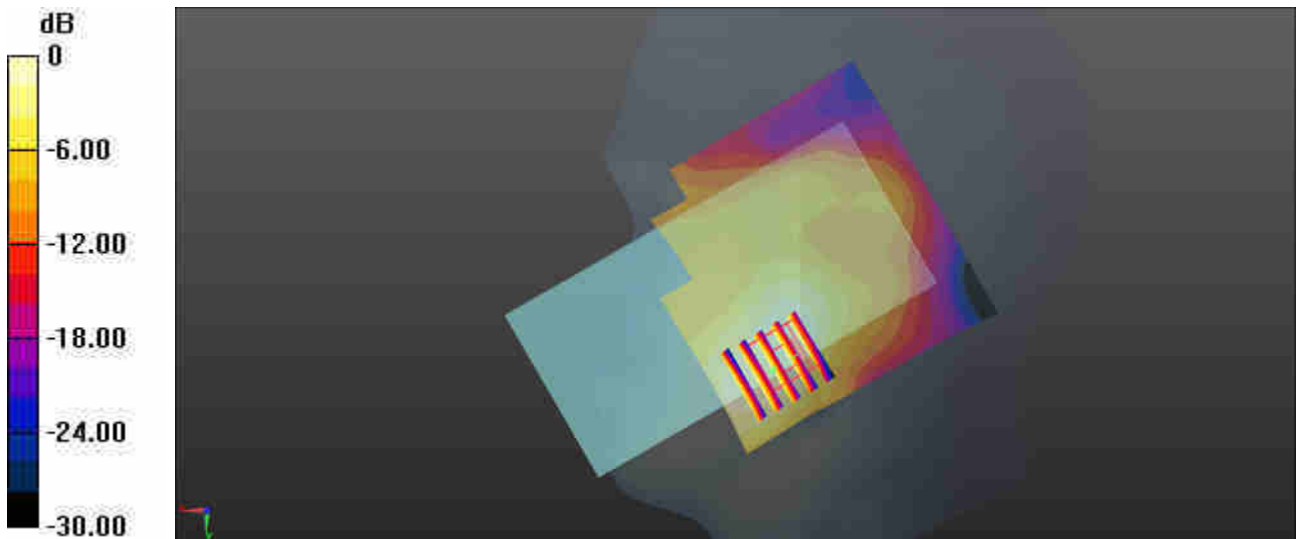
**Ch9400/Zoom Scan (5x5x7)/Cube 0:** Measurement grid: dx=8mm, dy=8mm, dz=5mm

Reference Value = 3.213 V/m; Power Drift = 0.05 dB

Peak SAR (extrapolated) = 0.129 W/kg

**SAR(1 g) = 0.081 W/kg; SAR(10 g) = 0.051 W/kg**

Maximum value of SAR (measured) = 0.0966 W/kg



0 dB = 0.0919 W/kg = -10.37 dBW/kg

**04\_WCDMA IV\_RMC 12.2Kbps\_Left Cheek\_0mm\_Ch1513**

Communication System: UID 0, WCDMA (0); Frequency: 1752.6 MHz; Duty Cycle: 1:1  
 Medium: HSL\_1750 Medium parameters used:  $f = 1753 \text{ MHz}$ ;  $\sigma = 1.407 \text{ S/m}$ ;  $\epsilon_r = 39.047$ ;  $\rho = 1000 \text{ kg/m}^3$   
 Ambient Temperature :  $23.3 \text{ }^\circ\text{C}$ ; Liquid Temperature :  $22.6 \text{ }^\circ\text{C}$

DASY5 Configuration:

- Probe: EX3DV4 - SN3857; ConvF(8.46, 8.46, 8.46); Calibrated: 2019.5.27
- Sensor-Surface: 1.4mm (Mechanical Surface Detection)
- Electronics: DAE4 Sn1210; Calibrated: 2019.7.23
- Phantom: SAM2; Type: SAM; Serial: TP-1754
- Measurement SW: DASY52, Version 52.10 (1); SEMCAD X Version 14.6.11 (7439)

**Ch1513/Area Scan (81x81x1):** Interpolated grid:  $dx=1.500 \text{ mm}$ ,  $dy=1.500 \text{ mm}$

Maximum value of SAR (interpolated) =  $0.0755 \text{ W/kg}$


**Ch1513/Zoom Scan (5x5x7)/Cube 0:** Measurement grid:  $dx=8\text{mm}$ ,  $dy=8\text{mm}$ ,  $dz=5\text{mm}$

Reference Value =  $3.424 \text{ V/m}$ ; Power Drift =  $0.08 \text{ dB}$

Peak SAR (extrapolated) =  $0.0970 \text{ W/kg}$

**SAR(1 g) =  $0.065 \text{ W/kg}$ ; SAR(10 g) =  $0.043 \text{ W/kg}$**

Maximum value of SAR (measured) =  $0.0754 \text{ W/kg}$



0 dB =  $0.0755 \text{ W/kg} = -11.22 \text{ dBW/kg}$

**05\_WCDMA V\_RMC 12.2Kbps\_Right Cheek\_0mm\_Ch4233**

Communication System: UID 0, WCDMA (0); Frequency: 846.6 MHz; Duty Cycle: 1:1  
 Medium: HSL\_835 Medium parameters used:  $f = 847 \text{ MHz}$ ;  $\sigma = 0.894 \text{ S/m}$ ;  $\epsilon_r = 42.002$ ;  $\rho = 1000 \text{ kg/m}^3$   
 Ambient Temperature :  $23.1^\circ\text{C}$ ; Liquid Temperature :  $22.9^\circ\text{C}$

DASY5 Configuration:

- Probe: EX3DV4 - SN3857; ConvF(9.48, 9.48, 9.48); Calibrated: 2019.5.27
- Sensor-Surface: 1.4mm (Mechanical Surface Detection)
- Electronics: DAE4 Sn1210; Calibrated: 2019.7.23
- Phantom: SAM1; Type: SAM; Serial: TP-1753
- Measurement SW: DASY52, Version 52.10 (1); SEMCAD X Version 14.6.11 (7439)

**Ch4233/Area Scan (81x71x1):** Interpolated grid:  $dx=1.500 \text{ mm}$ ,  $dy=1.500 \text{ mm}$

Maximum value of SAR (interpolated) =  $0.392 \text{ W/kg}$


**Ch4233/Zoom Scan (5x5x7)/Cube 0:** Measurement grid:  $dx=8\text{mm}$ ,  $dy=8\text{mm}$ ,  $dz=5\text{mm}$

Reference Value =  $4.350 \text{ V/m}$ ; Power Drift =  $0.14 \text{ dB}$

Peak SAR (extrapolated) =  $0.440 \text{ W/kg}$

**SAR(1 g) =  $0.339 \text{ W/kg}$ ; SAR(10 g) =  $0.254 \text{ W/kg}$**

Maximum value of SAR (measured) =  $0.376 \text{ W/kg}$



$0 \text{ dB} = 0.392 \text{ W/kg} = -4.07 \text{ dBW/kg}$

**06\_LTE Band 2\_20M\_QPSK\_1RB\_0Offset\_Left Cheek\_0mm\_Ch18900**

Communication System: UID 0, LTE-FDD (0); Frequency: 1880 MHz; Duty Cycle: 1:1  
 Medium: HSL\_1900 Medium parameters used:  $f = 1880$  MHz;  $\sigma = 1.372$  S/m;  $\epsilon_r = 38.261$ ;  $\rho = 1000$  kg/m<sup>3</sup>  
 Ambient Temperature : 23.2 °C; Liquid Temperature : 22.7 °C

DASY5 Configuration:

- Probe: EX3DV4 - SN3857; ConvF(8.10, 8.10, 8.10); Calibrated: 2019.5.27
- Sensor-Surface: 1.4mm (Mechanical Surface Detection)
- Electronics: DAE4 Sn1210; Calibrated: 2019.7.23
- Phantom: SAM2; Type: SAM; Serial: TP-1754
- Measurement SW: DASY52, Version 52.10 (1); SEMCAD X Version 14.6.11 (7439)

**Ch18900/Area Scan (81x81x1):** Interpolated grid: dx=1.500 mm, dy=1.500 mm

Maximum value of SAR (interpolated) = 0.0612 W/kg


**Ch18900/Zoom Scan (5x5x7)/Cube 0:** Measurement grid: dx=8mm, dy=8mm, dz=5mm

Reference Value = 2.347 V/m; Power Drift = 0.02 dB

Peak SAR (extrapolated) = 0.0700 W/kg

**SAR(1 g) = 0.047 W/kg; SAR(10 g) = 0.029 W/kg**

Maximum value of SAR (measured) = 0.0550 W/kg



0 dB = 0.0612 W/kg = -12.13 dBW/kg

**07\_LTE Band 66\_20M\_QPSK\_1RB\_0Offset\_Right Cheek\_0mm\_Ch132322**

Communication System: UID 0, LTE-FDD (0); Frequency: 1745 MHz; Duty Cycle: 1:1  
 Medium: HSL\_1750 Medium parameters used:  $f = 1745 \text{ MHz}$ ;  $\sigma = 1.398 \text{ S/m}$ ;  $\epsilon_r = 39.082$ ;  $\rho = 1000 \text{ kg/m}^3$   
 Ambient Temperature : 23.3 °C; Liquid Temperature : 22.6 °C

DASY5 Configuration:

- Probe: EX3DV4 - SN3857; ConvF(8.46, 8.46, 8.46); Calibrated: 2019.5.27
- Sensor-Surface: 1.4mm (Mechanical Surface Detection)
- Electronics: DAE4 Sn1210; Calibrated: 2019.7.23
- Phantom: SAM2; Type: SAM; Serial: TP-1754
- Measurement SW: DASY52, Version 52.10 (1); SEMCAD X Version 14.6.11 (7439)

**Ch132322/Area Scan (81x71x1):** Interpolated grid:  $dx=1.500 \text{ mm}$ ,  $dy=1.500 \text{ mm}$

Maximum value of SAR (interpolated) = 0.0663 W/kg


**Ch132322/Zoom Scan (6x6x7)/Cube 0:** Measurement grid:  $dx=8\text{mm}$ ,  $dy=8\text{mm}$ ,  $dz=5\text{mm}$

Reference Value = 3.906 V/m; Power Drift = 0.03 dB

Peak SAR (extrapolated) = 0.0890 W/kg

**SAR(1 g) = 0.059 W/kg; SAR(10 g) = 0.038 W/kg**

Maximum value of SAR (measured) = 0.0657 W/kg



0 dB = 0.0663 W/kg = -11.78 dBW/kg

**08\_LTE Band 5\_10M\_QPSK\_1RB\_49Offset\_Right Cheek\_0mm\_Ch20525**


Communication System: UID 0, LTE-FDD (0); Frequency: 836.5 MHz; Duty Cycle: 1:1  
 Medium: HSL\_835 Medium parameters used:  $f = 836.5$  MHz;  $\sigma = 0.885$  S/m;  $\epsilon_r = 42.101$ ;  $\rho = 1000$  kg/m<sup>3</sup>  
 Ambient Temperature : 23.1 °C; Liquid Temperature : 22.9 °C

DASY5 Configuration:

- Probe: EX3DV4 - SN3857; ConvF(9.48, 9.48, 9.48); Calibrated: 2019.5.27
- Sensor-Surface: 1.4mm (Mechanical Surface Detection)
- Electronics: DAE4 Sn1210; Calibrated: 2019.7.23
- Phantom: SAM1; Type: SAM; Serial: TP-1753
- Measurement SW: DASY52, Version 52.10 (1); SEMCAD X Version 14.6.11 (7439)

**Ch20525/Area Scan (81x81x1):** Interpolated grid: dx=1.500 mm, dy=1.500 mm  
 Maximum value of SAR (interpolated) = 0.380 W/kg

**Ch20525/Zoom Scan (5x6x7)/Cube 0:** Measurement grid: dx=8mm, dy=8mm, dz=5mm  
 Reference Value = 6.671 V/m; Power Drift = 0.09 dB  
 Peak SAR (extrapolated) = 0.456 W/kg  
**SAR(1 g) = 0.351 W/kg; SAR(10 g) = 0.260 W/kg**  
 Maximum value of SAR (measured) = 0.386 W/kg



0 dB = 0.380 W/kg = -4.20 dBW/kg

**09\_LTE Band 12\_10M\_QPSK\_1RB\_0Offset\_Right Cheek\_0mm\_Ch23095**

Communication System: UID 0, LTE-FDD (0); Frequency: 707.5 MHz; Duty Cycle: 1:1  
 Medium: HSL\_750 Medium parameters used:  $f = 707.5$  MHz;  $\sigma = 0.861$  S/m;  $\epsilon_r = 42.908$ ;  $\rho = 1000$  kg/m<sup>3</sup>  
 Ambient Temperature : 23.3 °C; Liquid Temperature : 22.7 °C

DASY5 Configuration:

- Probe: EX3DV4 - SN3857; ConvF(9.77, 9.77, 9.77); Calibrated: 2019.5.27
- Sensor-Surface: 1.4mm (Mechanical Surface Detection)
- Electronics: DAE4 Sn1210; Calibrated: 2019.7.23
- Phantom: SAM1; Type: SAM; Serial: TP-1753
- Measurement SW: DASY52, Version 52.10 (1); SEMCAD X Version 14.6.11 (7439)

**Ch23095/Area Scan (81x81x1):** Interpolated grid: dx=1.500 mm, dy=1.500 mm

Maximum value of SAR (interpolated) = 0.260 W/kg


**Ch23095/Zoom Scan (6x6x7)/Cube 0:** Measurement grid: dx=8mm, dy=8mm, dz=5mm

Reference Value = 5.266 V/m; Power Drift = 0.08 dB

Peak SAR (extrapolated) = 0.293 W/kg

**SAR(1 g) = 0.240 W/kg; SAR(10 g) = 0.192 W/kg**

Maximum value of SAR (measured) = 0.257 W/kg



0 dB = 0.260 W/kg = -5.85 dBW/kg

**10\_LTE Band 13\_10M\_QPSK\_1RB\_25Offset\_Right Cheek\_0mm\_Ch23230**

Communication System: UID 0, LTE-FDD (0); Frequency: 782 MHz; Duty Cycle: 1:1  
 Medium: HSL\_750 Medium parameters used:  $f = 782 \text{ MHz}$ ;  $\sigma = 0.931 \text{ S/m}$ ;  $\epsilon_r = 41.942$ ;  $\rho = 1000 \text{ kg/m}^3$   
 Ambient Temperature :  $23.3 \text{ }^\circ\text{C}$ ; Liquid Temperature :  $22.7 \text{ }^\circ\text{C}$

DASY5 Configuration:

- Probe: EX3DV4 - SN3857; ConvF(9.77, 9.77, 9.77); Calibrated: 2019.5.27
- Sensor-Surface: 1.4mm (Mechanical Surface Detection)
- Electronics: DAE4 Sn1210; Calibrated: 2019.7.23
- Phantom: SAM1; Type: SAM; Serial: TP-1753
- Measurement SW: DASY52, Version 52.10 (1); SEMCAD X Version 14.6.11 (7439)

**Ch23230/Area Scan (81x71x1):** Interpolated grid:  $dx=1.500 \text{ mm}$ ,  $dy=1.500 \text{ mm}$

Maximum value of SAR (interpolated) =  $0.409 \text{ W/kg}$


**Ch23230/Zoom Scan (6x5x7)/Cube 0:** Measurement grid:  $dx=8\text{mm}$ ,  $dy=8\text{mm}$ ,  $dz=5\text{mm}$

Reference Value =  $4.477 \text{ V/m}$ ; Power Drift =  $0.04 \text{ dB}$

Peak SAR (extrapolated) =  $0.451 \text{ W/kg}$

**SAR(1 g) =  $0.362 \text{ W/kg}$ ; SAR(10 g) =  $0.281 \text{ W/kg}$**

Maximum value of SAR (measured) =  $0.411 \text{ W/kg}$



$0 \text{ dB} = 0.409 \text{ W/kg} = -3.88 \text{ dBW/kg}$

**11\_LTE Band 14\_10M\_QPSK\_1RB\_0Offset\_Right Cheek\_0mm\_Ch23330**

Communication System: UID 0, LTE-FDD (0); Frequency: 793 MHz; Duty Cycle: 1:1  
Medium: HSL\_750 Medium parameters used:  $f = 793$  MHz;  $\sigma = 0.942$  S/m;  $\epsilon_r = 41.792$ ;  $\rho = 1000$  kg/m<sup>3</sup>  
Ambient Temperature : 23.3 °C; Liquid Temperature : 22.7 °C

## DASY5 Configuration:

- Probe: EX3DV4 - SN3857; ConvF(9.77, 9.77, 9.77); Calibrated: 2019.5.27
- Sensor-Surface: 1.4mm (Mechanical Surface Detection)
- Electronics: DAE4 Sn1210; Calibrated: 2019.7.23
- Phantom: SAM1; Type: SAM; Serial: TP-1753
- Measurement SW: DASY52, Version 52.10 (1); SEMCAD X Version 14.6.11 (7439)

**Ch23330/Area Scan (81x71x1):** Interpolated grid: dx=1.500 mm, dy=1.500 mm

Maximum value of SAR (interpolated) = 0.451 W/kg


**Ch23330/Zoom Scan (5x5x7)/Cube 0:** Measurement grid: dx=8mm, dy=8mm, dz=5mm

Reference Value = 5.476 V/m; Power Drift = -0.01 dB

Peak SAR (extrapolated) = 0.508 W/kg

**SAR(1 g) = 0.405 W/kg; SAR(10 g) = 0.311 W/kg**

Maximum value of SAR (measured) = 0.445 W/kg



0 dB = 0.451 W/kg = -3.46 dBW/kg

**12\_LTE Band 30\_10M\_QPSK\_1RB\_0Offset\_Left Cheek\_5mm\_Ch27710**


Communication System: UID 0, LTE-FDD (0); Frequency: 2310 MHz; Duty Cycle: 1:1  
 Medium: HSL\_2300 Medium parameters used:  $f = 2310$  MHz;  $\sigma = 1.729$  S/m;  $\epsilon_r = 39.831$ ;  $\rho = 1000$  kg/m<sup>3</sup>  
 Ambient Temperature : 23.3 °C; Liquid Temperature : 22.8 °C

DASY5 Configuration:

- Probe: EX3DV4 - SN3857; ConvF(7.88, 7.88, 7.88); Calibrated: 2019.5.27
- Sensor-Surface: 1.4mm (Mechanical Surface Detection)
- Electronics: DAE4 Sn1210; Calibrated: 2019.7.23
- Phantom: SAM2; Type: SAM; Serial: TP-1754
- Measurement SW: DASY52, Version 52.10 (3); SEMCAD X Version 14.6.11 (7439)

**Ch27710/Area Scan (91x101x1):** Interpolated grid: dx=1.200 mm, dy=1.200 mm  
 Maximum value of SAR (interpolated) = 0.349 W/kg

**Ch27710/Zoom Scan (8x8x7)/Cube 0:** Measurement grid: dx=5mm, dy=5mm, dz=5mm  
 Reference Value = 3.559 V/m; Power Drift = -0.12 dB  
 Peak SAR (extrapolated) = 0.490 W/kg  
**SAR(1 g) = 0.289 W/kg; SAR(10 g) = 0.170 W/kg**  
 Maximum value of SAR (measured) = 0.345 W/kg



0 dB = 0.349 W/kg = -4.57 dBW/kg

### 13\_WLAN 2.4GHz\_802.11b 1Mbps\_Left Cheek\_0mm\_Ch6


Communication System: UID 0, 802.11b (0); Frequency: 2437 MHz; Duty Cycle: 1:1.025  
Medium: HSL\_2450 Medium parameters used:  $f = 2437$  MHz;  $\sigma = 1.876$  S/m;  $\epsilon_r = 39.302$ ;  $\rho = 1000$  kg/m<sup>3</sup>  
Ambient Temperature : 23.3 °C ; Liquid Temperature : 22.8 °C

#### DASY5 Configuration:

- Probe: EX3DV4 - SN3857; ConvF(7.50, 7.50, 7.50); Calibrated: 2019.5.27
- Sensor-Surface: 1.4mm (Mechanical Surface Detection)
- Electronics: DAE4 Sn1210; Calibrated: 2019.7.23
- Phantom: SAM2; Type: SAM; Serial: TP-1754
- Measurement SW: DASY52, Version 52.10 (1); SEMCAD X Version 14.6.11 (7439)

**Ch6/Area Scan (91x81x1):** Interpolated grid: dx=1.200 mm, dy=1.200 mm  
Maximum value of SAR (interpolated) = 1.55 W/kg

**Ch6/Zoom Scan (8x8x7)/Cube 0:** Measurement grid: dx=5mm, dy=5mm, dz=5mm  
Reference Value = 12.42 V/m; Power Drift = 0.14 dB  
Peak SAR (extrapolated) = 1.88 W/kg  
**SAR(1 g) = 0.929 W/kg; SAR(10 g) = 0.467 W/kg**  
Maximum value of SAR (measured) = 1.16 W/kg



0 dB = 1.16 W/kg = 0.64 dBW/kg

### 14\_Bluetooth\_1Mbps\_Left Cheek\_0mm\_Ch78

Communication System: UID 0, Bluetooth (0); Frequency: 2480 MHz; Duty Cycle: 1:1.299  
 Medium: HSL\_2450 Medium parameters used:  $f = 2480$  MHz;  $\sigma = 1.927$  S/m;  $\epsilon_r = 39.114$ ;  $\rho = 1000$  kg/m<sup>3</sup>  
 Ambient Temperature : 23.3 °C; Liquid Temperature : 22.8 °C

DASY5 Configuration:

- Probe: EX3DV4 - SN3857; ConvF(7.50, 7.50, 7.50); Calibrated: 2019.5.27
- Sensor-Surface: 1.4mm (Mechanical Surface Detection)
- Electronics: DAE4 Sn1210; Calibrated: 2019.7.23
- Phantom: SAM2; Type: SAM; Serial: TP-1754
- Measurement SW: DASY52, Version 52.10 (1); SEMCAD X Version 14.6.11 (7439)

**Ch78/Area Scan (101x91x1):** Interpolated grid: dx=1.200 mm, dy=1.200 mm

Maximum value of SAR (interpolated) = 0.263 W/kg


**Ch78/Zoom Scan (7x7x7)/Cube 0:** Measurement grid: dx=5mm, dy=5mm, dz=5mm

Reference Value = 5.774 V/m; Power Drift = -0.07 dB

Peak SAR (extrapolated) = 0.367 W/kg

**SAR(1 g) = 0.164 W/kg; SAR(10 g) = 0.082 W/kg**

Maximum value of SAR (measured) = 0.205 W/kg



0 dB = 0.263 W/kg = -5.80 dBW/kg

### 15\_WLAN 5GHz\_802.11a 6Mbps\_Right Tilted\_0mm\_Ch60

Communication System: UID 0, 802.11a (0); Frequency: 5300 MHz; Duty Cycle: 1:1.149  
Medium: HSL\_5000 Medium parameters used:  $f = 5300$  MHz;  $\sigma = 4.649$  S/m;  $\epsilon_r = 36.323$ ;  $\rho = 1000$  kg/m<sup>3</sup>  
Ambient Temperature : 23.3 °C; Liquid Temperature : 22.7 °C

#### DASY5 Configuration:

- Probe: EX3DV4 - SN3857; ConvF(5.19, 5.19, 5.19); Calibrated: 2019.5.27
- Sensor-Surface: 1.4mm (Mechanical Surface Detection)
- Electronics: DAE4 Sn1210; Calibrated: 2019.7.23
- Phantom: SAM1; Type: SAM; Serial: 1697
- Measurement SW: DASY52, Version 52.10 (1); SEMCAD X Version 14.6.11 (7439)

**Ch60/Area Scan (101x101x1):** Interpolated grid: dx=1.000 mm, dy=1.000 mm

Maximum value of SAR (interpolated) = 0.203 W/kg


**Ch60/Zoom Scan (9x9x7)/Cube 0:** Measurement grid: dx=4mm, dy=4mm, dz=1.4mm

Reference Value = 0.9670 V/m; Power Drift = -0.09 dB

Peak SAR (extrapolated) = 0.269 W/kg

**SAR(1 g) = 0.079 W/kg; SAR(10 g) = 0.031 W/kg**

Maximum value of SAR (measured) = 0.176 W/kg



0 dB = 0.203 W/kg = -6.93 dBW/kg

### 16\_WLAN 5GHz\_802.11a 6Mbps\_Left Tilted\_0mm\_Ch124

Communication System: UID 0, 802.11a (0); Frequency: 5620 MHz; Duty Cycle: 1:1.149  
Medium: HSL\_5000 Medium parameters used:  $f = 5620$  MHz;  $\sigma = 5.011$  S/m;  $\epsilon_r = 35.796$ ;  $\rho = 1000$  kg/m<sup>3</sup>  
Ambient Temperature : 23.3 °C; Liquid Temperature : 22.8 °C

#### DASY5 Configuration:

- Probe: EX3DV4 - SN3857; ConvF(4.92, 4.92, 4.92); Calibrated: 2019.5.27
- Sensor-Surface: 1.4mm (Mechanical Surface Detection)
- Electronics: DAE4 Sn1210; Calibrated: 2019.7.23
- Phantom: SAM1; Type: SAM; Serial: 1697
- Measurement SW: DASY52, Version 52.10 (1); SEMCAD X Version 14.6.11 (7439)

**Ch124/Area Scan (101x91x1):** Interpolated grid: dx=1.000 mm, dy=1.000 mm

Maximum value of SAR (interpolated) = 0.228 W/kg


**Ch124/Zoom Scan (13x9x7)/Cube 0:** Measurement grid: dx=4mm, dy=4mm, dz=1.4mm

Reference Value = 2.647 V/m; Power Drift = -0.01 dB

Peak SAR (extrapolated) = 0.295 W/kg

**SAR(1 g) = 0.074 W/kg; SAR(10 g) = 0.027 W/kg**

Maximum value of SAR (measured) = 0.180 W/kg



0 dB = 0.228 W/kg = -6.42 dBW/kg

### 17\_WLAN 5GHz\_802.11a 6Mbps\_Right Tilted\_0mm\_Ch165

Communication System: UID 0, 802.11a (0); Frequency: 5825 MHz; Duty Cycle: 1:1.149  
Medium: HSL\_5000 Medium parameters used:  $f = 5825$  MHz;  $\sigma = 5.244$  S/m;  $\epsilon_r = 35.462$ ;  $\rho = 1000$  kg/m<sup>3</sup>  
Ambient Temperature : 23.3 °C; Liquid Temperature : 22.8 °C

#### DASY5 Configuration:

- Probe: EX3DV4 - SN3857; ConvF(5.17, 5.17, 5.17); Calibrated: 2019.5.27
- Sensor-Surface: 1.4mm (Mechanical Surface Detection)
- Electronics: DAE4 Sn1210; Calibrated: 2019.7.23
- Phantom: SAM1; Type: SAM; Serial: 1697
- Measurement SW: DASY52, Version 52.10 (1); SEMCAD X Version 14.6.11 (7439)

**Ch165/Area Scan (101x91x1):** Interpolated grid: dx=1.000 mm, dy=1.000 mm

Maximum value of SAR (interpolated) = 0.383 W/kg

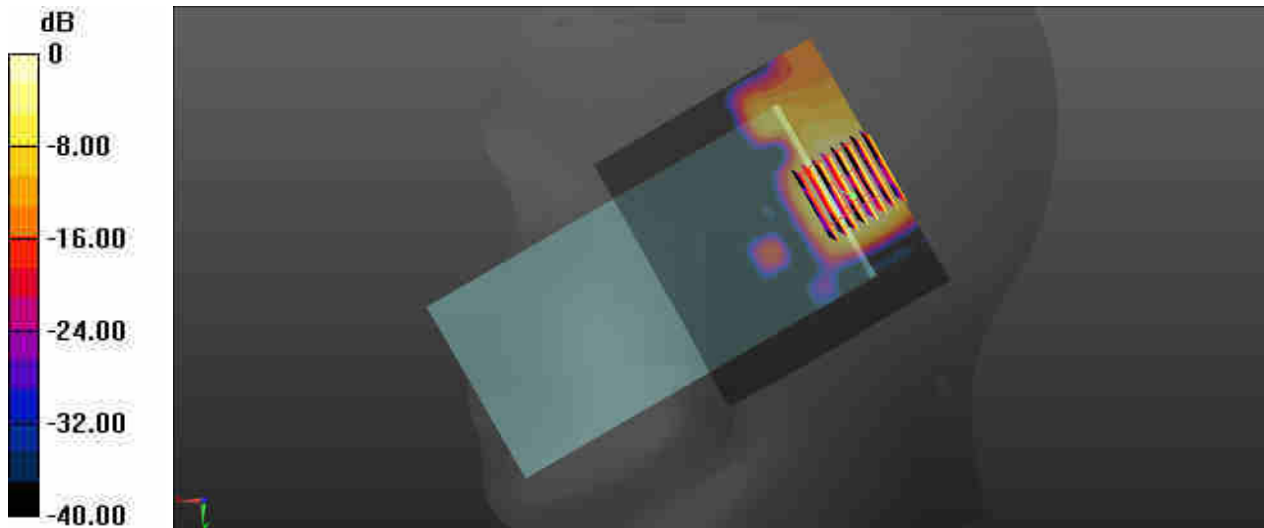
**Ch165/Zoom Scan (8x8x7)/Cube 0:** Measurement grid: dx=4mm, dy=4mm, dz=1.4mm

Reference Value = 3.197 V/m; Power Drift = -0.09 dB

Peak SAR (extrapolated) = 0.590 W/kg

**SAR(1 g) = 0.143 W/kg; SAR(10 g) = 0.054 W/kg**

Maximum value of SAR (measured) = 0.328 W/kg



0 dB = 0.383 W/kg = -4.17 dBW/kg

**18\_GSM850\_GPRS 2 Tx slots\_Back\_5mm\_Ch189**

Communication System: UID 0, GSM850-2UP (0); Frequency: 836.4 MHz; Duty Cycle: 1:4.15  
 Medium: HSL\_835 Medium parameters used:  $f = 836.4$  MHz;  $\sigma = 0.885$  S/m;  $\epsilon_r = 42.103$ ;  $\rho = 1000$  kg/m<sup>3</sup>  
 Ambient Temperature : 23.1 °C; Liquid Temperature : 22.9 °C

DASY5 Configuration:

- Probe: EX3DV4 - SN3857; ConvF(9.48, 9.48, 9.48); Calibrated: 2019.5.27
- Sensor-Surface: 1.4mm (Mechanical Surface Detection)
- Electronics: DAE4 Sn1210; Calibrated: 2019.7.23
- Phantom: SAM1; Type: SAM; Serial: TP-1753
- Measurement SW: DASY52, Version 52.10 (1); SEMCAD X Version 14.6.11 (7439)

**Ch189/Area Scan (81x71x1):** Interpolated grid: dx=1.500 mm, dy=1.500 mm

Maximum value of SAR (interpolated) = 1.21 W/kg

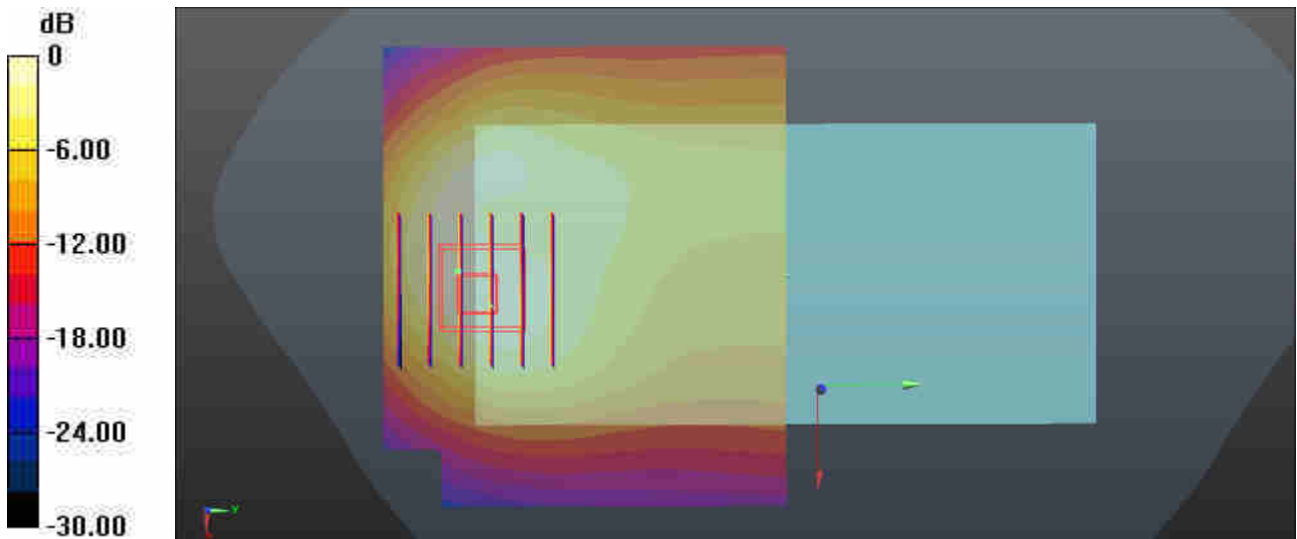
**Ch189/Zoom Scan (6x6x7)/Cube 0:** Measurement grid: dx=8mm, dy=8mm, dz=5mm

Reference Value = 18.34 V/m; Power Drift = -0.14 dB

Peak SAR (extrapolated) = 2.23 W/kg

**SAR(1 g) = 1.12 W/kg; SAR(10 g) = 0.600 W/kg**

Maximum value of SAR (measured) = 1.41 W/kg



0 dB = 1.21 W/kg = 0.83 dBW/kg

### 19\_GSM1900\_GPRS 2 Tx slots\_Back\_5mm\_Ch512

Communication System: UID 0, PCS-2UP (0); Frequency: 1850.2 MHz; Duty Cycle: 1:4.15  
Medium: HSL\_1900 Medium parameters used:  $f = 1850.2$  MHz;  $\sigma = 1.343$  S/m;  $\epsilon_r = 38.389$ ;  $\rho = 1000$  kg/m<sup>3</sup>  
Ambient Temperature : 23.2 °C; Liquid Temperature : 22.7 °C

#### DASY5 Configuration:

- Probe: EX3DV4 - SN3857; ConvF(8.10, 8.10, 8.10); Calibrated: 2019.5.27
- Sensor-Surface: 1.4mm (Mechanical Surface Detection)
- Electronics: DAE4 Sn1210; Calibrated: 2019.7.23
- Phantom: SAM2; Type: SAM; Serial: TP-1754
- Measurement SW: DASY52, Version 52.10 (1); SEMCAD X Version 14.6.11 (7439)

**Ch512/Area Scan (81x81x1):** Interpolated grid: dx=1.500 mm, dy=1.500 mm

Maximum value of SAR (interpolated) = 1.09 W/kg

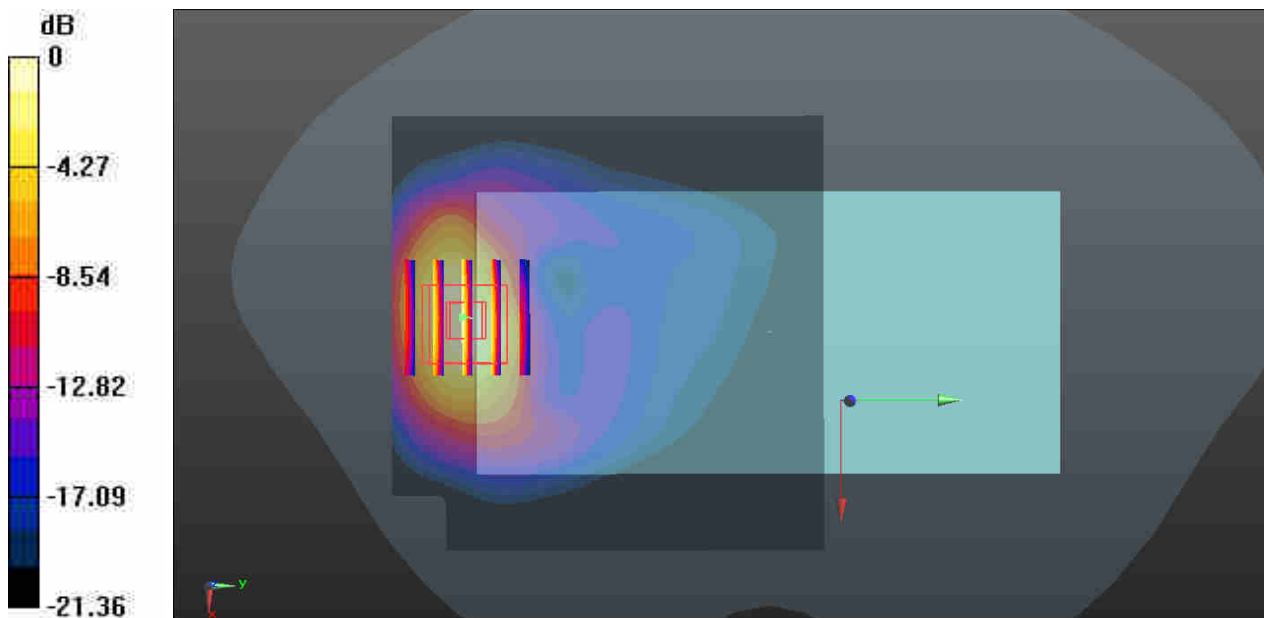
**Ch512/Zoom Scan (5x5x7)/Cube 0:** Measurement grid: dx=8mm, dy=8mm, dz=5mm

Reference Value = 2.784 V/m; Power Drift = 0.05 dB

Peak SAR (extrapolated) = 1.70 W/kg

**SAR(1 g) = 0.936 W/kg; SAR(10 g) = 0.460 W/kg**

Maximum value of SAR (measured) = 1.18 W/kg



0 dB = 1.18 W/kg = 0.72 dBW/kg

**20\_WCDMA II\_RMC 12.2Kbps\_Back\_5mm\_Ch9538**

Communication System: UID 0, WCDMA (0); Frequency: 1907.6 MHz; Duty Cycle: 1:1  
 Medium: HSL\_1900 Medium parameters used:  $f = 1908$  MHz;  $\sigma = 1.4$  S/m;  $\epsilon_r = 38.141$ ;  $\rho = 1000$  kg/m<sup>3</sup>  
 Ambient Temperature : 23.2 °C; Liquid Temperature : 22.7 °C

DASY5 Configuration:

- Probe: EX3DV4 - SN3857; ConvF(8.10, 8.10, 8.10); Calibrated: 2019.5.27
- Sensor-Surface: 1.4mm (Mechanical Surface Detection)
- Electronics: DAE4 Sn1210; Calibrated: 2019.7.23
- Phantom: SAM2; Type: SAM; Serial: TP-1754
- Measurement SW: DASY52, Version 52.10 (1); SEMCAD X Version 14.6.11 (7439)

**Ch9538/Area Scan (81x71x1):** Interpolated grid: dx=1.500 mm, dy=1.500 mm

Maximum value of SAR (interpolated) = 1.40 W/kg


**Ch9538/Zoom Scan (5x5x7)/Cube 0:** Measurement grid: dx=8mm, dy=8mm, dz=5mm

Reference Value = 2.024 V/m; Power Drift = 0.09 dB

Peak SAR (extrapolated) = 2.04 W/kg

**SAR(1 g) = 1.09 W/kg; SAR(10 g) = 0.536 W/kg**

Maximum value of SAR (measured) = 1.34 W/kg



0 dB = 1.40 W/kg = 1.46 dBW/kg

### 21\_WCDMA IV\_RMC 12.2Kbps\_Bottom Side\_5mm\_Ch1513

Communication System: UID 0, WCDMA (0); Frequency: 1752.6 MHz; Duty Cycle: 1:1  
Medium: HSL\_1750 Medium parameters used:  $f = 1753 \text{ MHz}$ ;  $\sigma = 1.407 \text{ S/m}$ ;  $\epsilon_r = 39.047$ ;  $\rho = 1000 \text{ kg/m}^3$   
Ambient Temperature :  $23.3 \text{ }^\circ\text{C}$ ; Liquid Temperature :  $22.6 \text{ }^\circ\text{C}$

#### DASY5 Configuration:

- Probe: EX3DV4 - SN3857; ConvF(8.46, 8.46, 8.46); Calibrated: 2019.5.27
- Sensor-Surface: 1.4mm (Mechanical Surface Detection)
- Electronics: DAE4 Sn1210; Calibrated: 2019.7.23
- Phantom: SAM2; Type: SAM; Serial: TP-1754
- Measurement SW: DASY52, Version 52.10 (1); SEMCAD X Version 14.6.11 (7439)

**Ch1513/Area Scan (41x71x1):** Interpolated grid:  $dx=1.500 \text{ mm}$ ,  $dy=1.500 \text{ mm}$

Maximum value of SAR (interpolated) =  $1.95 \text{ W/kg}$

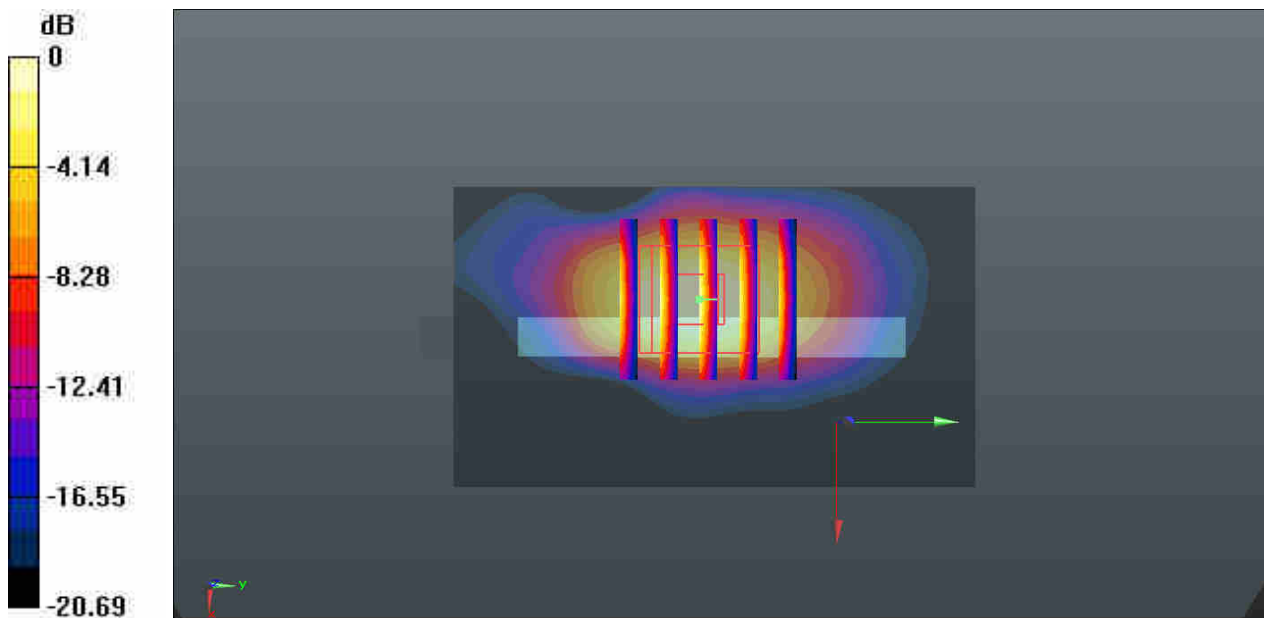
**Ch1513/Zoom Scan (5x5x7)/Cube 0:** Measurement grid:  $dx=8\text{mm}$ ,  $dy=8\text{mm}$ ,  $dz=5\text{mm}$

Reference Value =  $25.33 \text{ V/m}$ ; Power Drift =  $0.01 \text{ dB}$

Peak SAR (extrapolated) =  $2.29 \text{ W/kg}$

**SAR(1 g) =  $1.16 \text{ W/kg}$ ; SAR(10 g) =  $0.545 \text{ W/kg}$**

Maximum value of SAR (measured) =  $1.52 \text{ W/kg}$



0 dB =  $1.52 \text{ W/kg} = 1.82 \text{ dBW/kg}$

**22\_WCDMA V\_RMC 12.2Kbps\_Front\_5mm\_Ch4182**

Communication System: UID 0, WCDMA (0); Frequency: 836.4 MHz; Duty Cycle: 1:1  
 Medium: HSL\_835 Medium parameters used:  $f = 836.4 \text{ MHz}$ ;  $\sigma = 0.885 \text{ S/m}$ ;  $\epsilon_r = 42.103$ ;  $\rho = 1000 \text{ kg/m}^3$   
 Ambient Temperature :  $23.1 \text{ }^\circ\text{C}$ ; Liquid Temperature :  $22.9 \text{ }^\circ\text{C}$

DASY5 Configuration:

- Probe: EX3DV4 - SN3857; ConvF(9.48, 9.48, 9.48); Calibrated: 2019.5.27
- Sensor-Surface: 1.4mm (Mechanical Surface Detection)
- Electronics: DAE4 Sn1210; Calibrated: 2019.7.23
- Phantom: SAM1; Type: SAM; Serial: TP-1753
- Measurement SW: DASY52, Version 52.10 (1); SEMCAD X Version 14.6.11 (7439)

**Ch4182/Area Scan (81x71x1):** Interpolated grid:  $dx=1.500 \text{ mm}$ ,  $dy=1.500 \text{ mm}$

Maximum value of SAR (interpolated) =  $1.00 \text{ W/kg}$

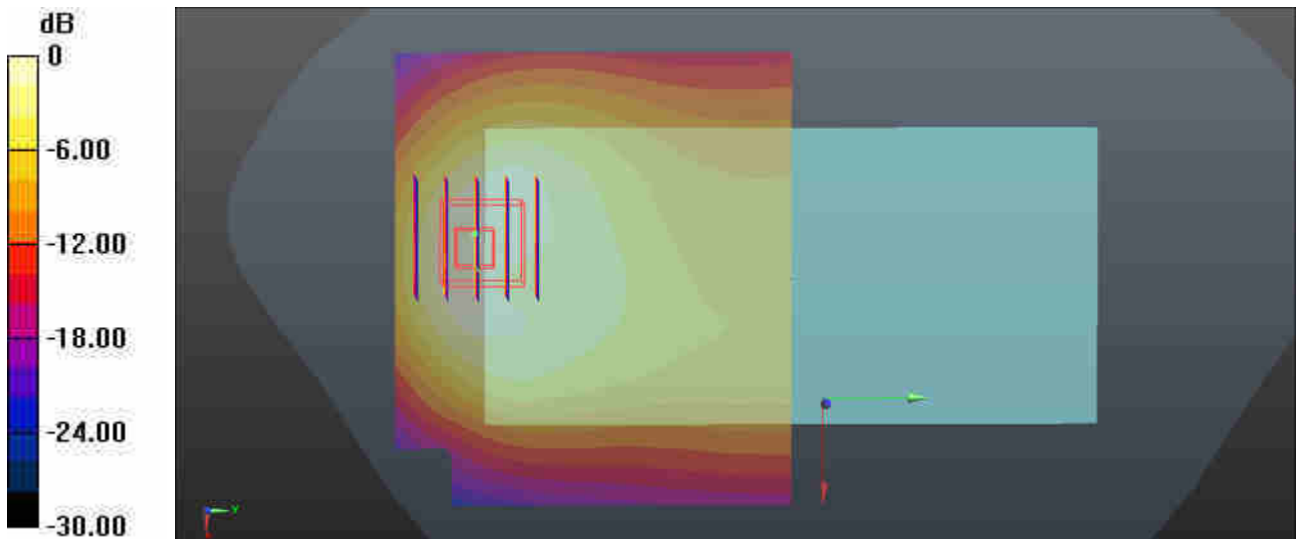
**Ch4182/Zoom Scan (5x5x7)/Cube 0:** Measurement grid:  $dx=8\text{mm}$ ,  $dy=8\text{mm}$ ,  $dz=5\text{mm}$

Reference Value =  $16.62 \text{ V/m}$ ; Power Drift =  $-0.08 \text{ dB}$

Peak SAR (extrapolated) =  $1.83 \text{ W/kg}$

**SAR(1 g) =  $0.936 \text{ W/kg}$ ; SAR(10 g) =  $0.501 \text{ W/kg}$**

Maximum value of SAR (measured) =  $1.24 \text{ W/kg}$



$0 \text{ dB} = 1.00 \text{ W/kg} = 0.00 \text{ dBW/kg}$

**23\_LTE Band 2\_20M\_QPSK\_50RB\_0Offset\_Back\_5mm\_Ch18700**

Communication System: UID 0, LTE-FDD (0); Frequency: 1860 MHz; Duty Cycle: 1:1  
 Medium: HSL\_1900 Medium parameters used:  $f = 1860$  MHz;  $\sigma = 1.353$  S/m;  $\epsilon_r = 38.347$ ;  $\rho = 1000$  kg/m<sup>3</sup>  
 Ambient Temperature : 23.2 °C; Liquid Temperature : 22.7 °C

DASY5 Configuration:

- Probe: EX3DV4 - SN3857; ConvF(8.10, 8.10, 8.10); Calibrated: 2019.5.27
- Sensor-Surface: 1.4mm (Mechanical Surface Detection)
- Electronics: DAE4 Sn1210; Calibrated: 2019.7.23
- Phantom: SAM2; Type: SAM; Serial: TP-1754
- Measurement SW: DASY52, Version 52.10 (1); SEMCAD X Version 14.6.11 (7439)

**Ch18700/Area Scan (81x71x1):** Interpolated grid: dx=1.500 mm, dy=1.500 mm

Maximum value of SAR (interpolated) = 1.34 W/kg


**Ch18700/Zoom Scan (5x5x7)/Cube 0:** Measurement grid: dx=8mm, dy=8mm, dz=5mm

Reference Value = 2.591 V/m; Power Drift = 0.02 dB

Peak SAR (extrapolated) = 1.96 W/kg

**SAR(1 g) = 1.04 W/kg; SAR(10 g) = 0.515 W/kg**

Maximum value of SAR (measured) = 1.23 W/kg



0 dB = 1.34 W/kg = 1.27 dBW/kg

**24\_LTE Band 66\_20M\_QPSK\_50RB\_0Offset\_Back\_5mm\_Ch132572**


Communication System: UID 0, LTE-FDD (0); Frequency: 1770 MHz; Duty Cycle: 1:1  
 Medium: HSL\_1750 Medium parameters used:  $f = 1770$  MHz;  $\sigma = 1.425$  S/m;  $\epsilon_r = 38.974$ ;  $\rho = 1000$  kg/m<sup>3</sup>  
 Ambient Temperature : 23.3 °C; Liquid Temperature : 22.6 °C

DASY5 Configuration:

- Probe: EX3DV4 - SN3857; ConvF(8.46, 8.46, 8.46); Calibrated: 2019.5.27
- Sensor-Surface: 1.4mm (Mechanical Surface Detection)
- Electronics: DAE4 Sn1210; Calibrated: 2019.7.23
- Phantom: SAM2; Type: SAM; Serial: TP-1754
- Measurement SW: DASY52, Version 52.10 (1); SEMCAD X Version 14.6.11 (7439)

**Ch132572/Area Scan (81x71x1):** Interpolated grid: dx=1.500 mm, dy=1.500 mm  
 Maximum value of SAR (interpolated) = 1.69 W/kg

**Ch132572/Zoom Scan (5x5x7)/Cube 0:** Measurement grid: dx=8mm, dy=8mm, dz=5mm  
 Reference Value = 3.428 V/m; Power Drift = 0.05 dB  
 Peak SAR (extrapolated) = 2.15 W/kg  
**SAR(1 g) = 1.16 W/kg; SAR(10 g) = 0.577 W/kg**  
 Maximum value of SAR (measured) = 1.47 W/kg



0 dB = 1.69 W/kg = 2.28 dBW/kg

**25\_LTE Band 5\_10M\_QPSK\_1RB\_0Offset\_Front\_5mm\_Ch20525**

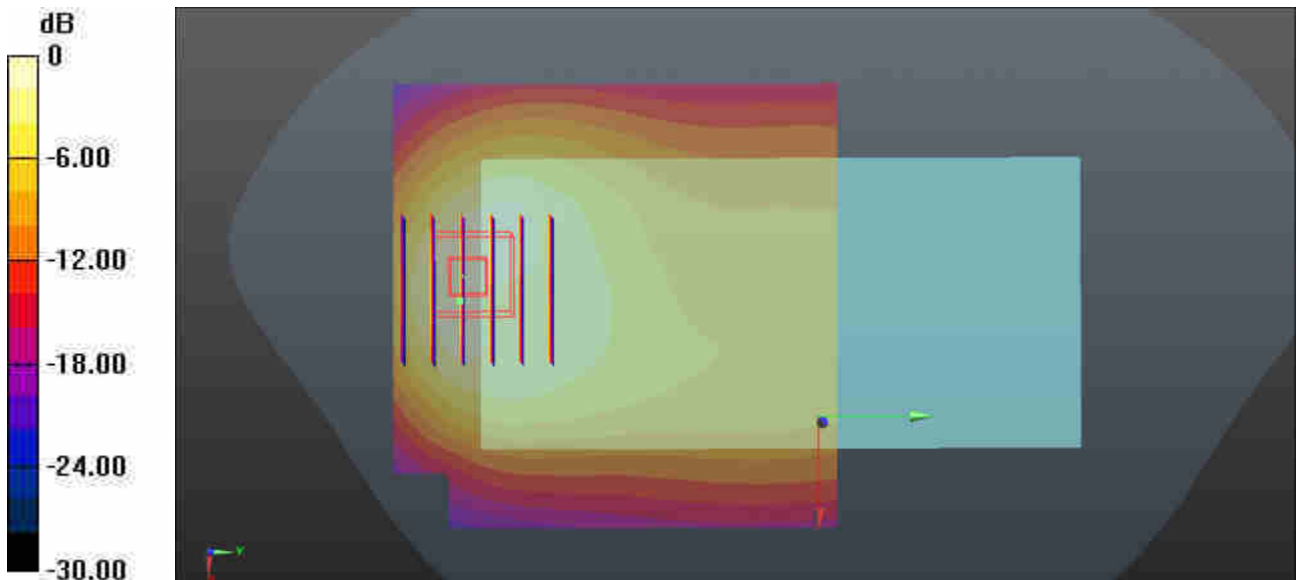
Communication System: UID 0, LTE-FDD (0); Frequency: 836.5 MHz; Duty Cycle: 1:1  
 Medium: HSL\_835 Medium parameters used:  $f = 836.5$  MHz;  $\sigma = 0.885$  S/m;  $\epsilon_r = 42.101$ ;  $\rho = 1000$  kg/m<sup>3</sup>  
 Ambient Temperature : 23.1 °C; Liquid Temperature : 22.9 °C

DASY5 Configuration:

- Probe: EX3DV4 - SN3857; ConvF(9.48, 9.48, 9.48); Calibrated: 2019.5.27
- Sensor-Surface: 1.4mm (Mechanical Surface Detection)
- Electronics: DAE4 Sn1210; Calibrated: 2019.7.23
- Phantom: SAM1; Type: SAM; Serial: TP-1753
- Measurement SW: DASY52, Version 52.10 (1); SEMCAD X Version 14.6.11 (7439)

**Ch20525/Area Scan (81x81x1):** Interpolated grid: dx=1.500 mm, dy=1.500 mm  
 Maximum value of SAR (interpolated) = 1.26 W/kg

**Ch20525/Zoom Scan (6x6x7)/Cube 0:** Measurement grid: dx=8mm, dy=8mm, dz=5mm  
 Reference Value = 18.31 V/m; Power Drift = 0.01 dB  
 Peak SAR (extrapolated) = 2.17 W/kg  
**SAR(1 g) = 1.09 W/kg; SAR(10 g) = 0.587 W/kg**  
 Maximum value of SAR (measured) = 1.37 W/kg



0 dB = 1.26 W/kg = 1.00 dBW/kg

**26\_LTE Band 12\_10M\_QPSK\_1RB\_0Offset\_Front\_5mm\_Ch23095**

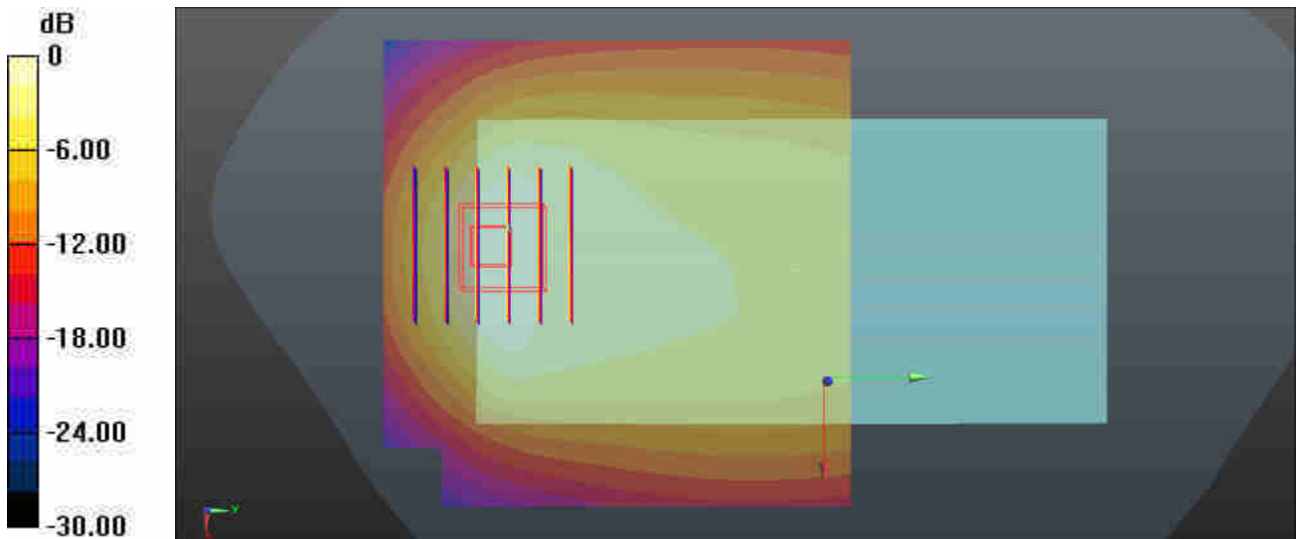
Communication System: UID 0, LTE-FDD (0); Frequency: 707.5 MHz; Duty Cycle: 1:1  
 Medium: HSL\_750 Medium parameters used:  $f = 707.5$  MHz;  $\sigma = 0.861$  S/m;  $\epsilon_r = 42.908$ ;  $\rho = 1000$  kg/m<sup>3</sup>  
 Ambient Temperature : 23.3 °C; Liquid Temperature : 22.7 °C

DASY5 Configuration:

- Probe: EX3DV4 - SN3857; ConvF(9.77, 9.77, 9.77); Calibrated: 2019.5.27
- Sensor-Surface: 1.4mm (Mechanical Surface Detection)
- Electronics: DAE4 Sn1210; Calibrated: 2019.7.23
- Phantom: SAM1; Type: SAM; Serial: TP-1753
- Measurement SW: DASY52, Version 52.10 (1); SEMCAD X Version 14.6.11 (7439)

**Ch23095/Area Scan (81x81x1):** Interpolated grid: dx=1.500 mm, dy=1.500 mm  
 Maximum value of SAR (interpolated) = 1.05 W/kg

**Ch23095/Zoom Scan (6x6x7)/Cube 0:** Measurement grid: dx=8mm, dy=8mm, dz=5mm  
 Reference Value = 21.94 V/m; Power Drift = -0.03 dB  
 Peak SAR (extrapolated) = 1.67 W/kg  
**SAR(1 g) = 0.805 W/kg; SAR(10 g) = 0.443 W/kg**  
 Maximum value of SAR (measured) = 0.966 W/kg



0 dB = 1.05 W/kg = 0.21 dBW/kg

**27\_LTE Band 13\_10M\_QPSK\_1RB\_25Offset\_Front\_5mm\_Ch23230**

Communication System: UID 0, LTE-FDD (0); Frequency: 782 MHz; Duty Cycle: 1:1  
 Medium: HSL\_750 Medium parameters used:  $f = 782 \text{ MHz}$ ;  $\sigma = 0.931 \text{ S/m}$ ;  $\epsilon_r = 41.942$ ;  $\rho = 1000 \text{ kg/m}^3$   
 Ambient Temperature :  $23.3 \text{ }^\circ\text{C}$ ; Liquid Temperature :  $22.7 \text{ }^\circ\text{C}$

DASY5 Configuration:

- Probe: EX3DV4 - SN3857; ConvF(9.77, 9.77, 9.77); Calibrated: 2019.5.27
- Sensor-Surface: 1.4mm (Mechanical Surface Detection)
- Electronics: DAE4 Sn1210; Calibrated: 2019.7.23
- Phantom: SAM1; Type: SAM; Serial: TP-1753
- Measurement SW: DASY52, Version 52.10 (1); SEMCAD X Version 14.6.11 (7439)

**Ch23230/Area Scan (81x71x1):** Interpolated grid:  $dx=1.500 \text{ mm}$ ,  $dy=1.500 \text{ mm}$

Maximum value of SAR (interpolated) =  $1.27 \text{ W/kg}$


**Ch23230/Zoom Scan (5x5x7)/Cube 0:** Measurement grid:  $dx=8\text{mm}$ ,  $dy=8\text{mm}$ ,  $dz=5\text{mm}$

Reference Value =  $20.41 \text{ V/m}$ ; Power Drift =  $-0.10 \text{ dB}$

Peak SAR (extrapolated) =  $2.02 \text{ W/kg}$

**SAR(1 g) =  $0.986 \text{ W/kg}$ ; SAR(10 g) =  $0.525 \text{ W/kg}$**

Maximum value of SAR (measured) =  $1.19 \text{ W/kg}$



$0 \text{ dB} = 1.27 \text{ W/kg} = 1.04 \text{ dBW/kg}$

**28\_LTE Band 14\_10M\_QPSK\_1RB\_0Offset\_Bottom Side\_5mm\_Ch23330**


Communication System: UID 0, LTE-FDD (0); Frequency: 793 MHz; Duty Cycle: 1:1  
 Medium: HSL\_750 Medium parameters used:  $f = 793 \text{ MHz}$ ;  $\sigma = 0.942 \text{ S/m}$ ;  $\epsilon_r = 41.792$ ;  $\rho = 1000 \text{ kg/m}^3$   
 Ambient Temperature :  $23.3 \text{ }^\circ\text{C}$ ; Liquid Temperature :  $22.7 \text{ }^\circ\text{C}$

DASY5 Configuration:

- Probe: EX3DV4 - SN3857; ConvF(9.77, 9.77, 9.77); Calibrated: 2019.5.27
- Sensor-Surface: 1.4mm (Mechanical Surface Detection)
- Electronics: DAE4 Sn1210; Calibrated: 2019.7.23
- Phantom: SAM1; Type: SAM; Serial: TP-1753
- Measurement SW: DASY52, Version 52.10 (1); SEMCAD X Version 14.6.11 (7439)

**Ch23330/Area Scan (41x71x1):** Interpolated grid:  $dx=1.500 \text{ mm}$ ,  $dy=1.500 \text{ mm}$   
 Maximum value of SAR (interpolated) =  $1.53 \text{ W/kg}$

**Ch23330/Zoom Scan (5x5x7)/Cube 0:** Measurement grid:  $dx=8\text{mm}$ ,  $dy=8\text{mm}$ ,  $dz=5\text{mm}$   
 Reference Value =  $40.44 \text{ V/m}$ ; Power Drift =  $-0.03 \text{ dB}$   
 Peak SAR (extrapolated) =  $3.15 \text{ W/kg}$   
**SAR(1 g) =  $1.13 \text{ W/kg}$ ; SAR(10 g) =  $0.476 \text{ W/kg}$**   
 Maximum value of SAR (measured) =  $1.57 \text{ W/kg}$



0 dB =  $1.53 \text{ W/kg} = 1.85 \text{ dBW/kg}$

**29\_LTE Band 30\_10M\_QPSK\_25RB\_0Offset\_Back\_5mm\_Ch27710**

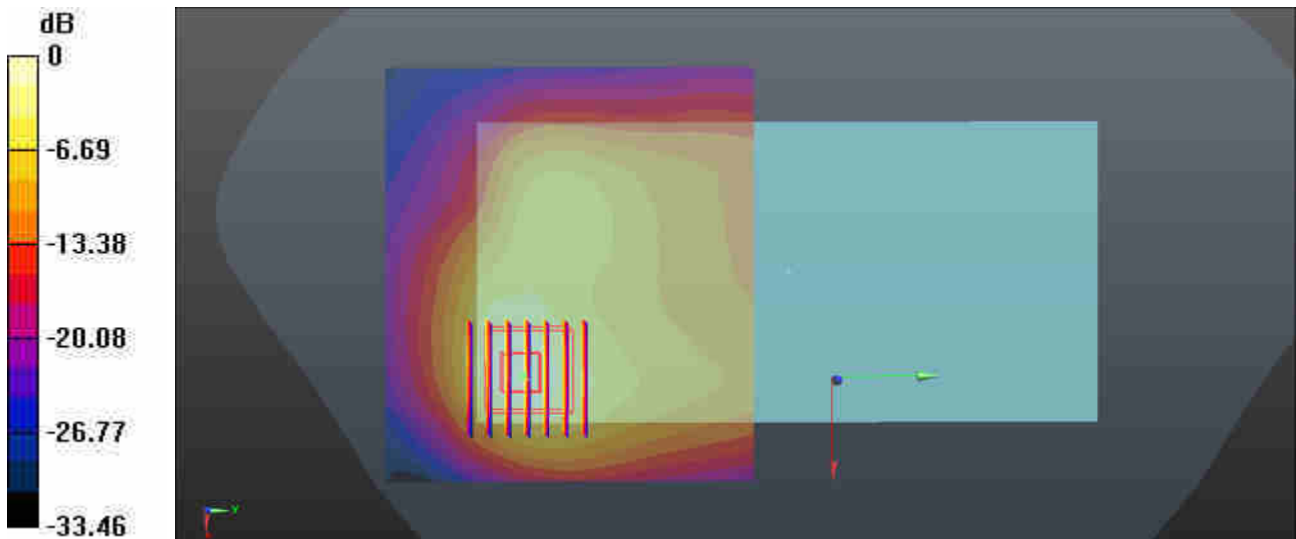
Communication System: UID 0, LTE-FDD (0); Frequency: 2310 MHz; Duty Cycle: 1:1  
 Medium: HSL\_2300 Medium parameters used:  $f = 2310$  MHz;  $\sigma = 1.729$  S/m;  $\epsilon_r = 39.831$ ;  $\rho = 1000$  kg/m<sup>3</sup>  
 Ambient Temperature : 23.3 °C; Liquid Temperature : 22.8 °C

DASY5 Configuration:

- Probe: EX3DV4 - SN3857; ConvF(7.88, 7.88, 7.88); Calibrated: 2019.5.27
- Sensor-Surface: 1.4mm (Mechanical Surface Detection)
- Electronics: DAE4 Sn1210; Calibrated: 2019.7.23
- Phantom: SAM2; Type: SAM; Serial: TP-1754
- Measurement SW: DASY52, Version 52.10 (1); SEMCAD X Version 14.6.11 (7439)

**Ch27710/Area Scan (91x81x1):** Interpolated grid: dx=1.200 mm, dy=1.200 mm  
 Maximum value of SAR (interpolated) = 1.26 W/kg

**Ch27710/Zoom Scan (7x7x7)/Cube 0:** Measurement grid: dx=5mm, dy=5mm, dz=5mm  
 Reference Value = 6.881 V/m; Power Drift = -0.01 dB  
 Peak SAR (extrapolated) = 1.97 W/kg  
**SAR(1 g) = 0.890 W/kg; SAR(10 g) = 0.402 W/kg**  
 Maximum value of SAR (measured) = 1.19 W/kg



0 dB = 1.26 W/kg = 1.00 dBW/kg

### 30\_WLAN 2.4GHz\_802.11b 1Mbps\_Top Side\_5mm\_Ch6

Communication System: UID 0, 802.11b (0); Frequency: 2437 MHz; Duty Cycle: 1:1.025  
Medium: HSL\_2450 Medium parameters used:  $f = 2437$  MHz;  $\sigma = 1.876$  S/m;  $\epsilon_r = 39.302$ ;  $\rho = 1000$  kg/m<sup>3</sup>  
Ambient Temperature : 23.3 °C; Liquid Temperature : 22.8 °C

#### DASY5 Configuration:

- Probe: EX3DV4 - SN3857; ConvF(7.50, 7.50, 7.50); Calibrated: 2019.5.27
- Sensor-Surface: 1.4mm (Mechanical Surface Detection)
- Electronics: DAE4 Sn1210; Calibrated: 2019.7.23
- Phantom: SAM2; Type: SAM; Serial: TP-1754
- Measurement SW: DASY52, Version 52.10 (1); SEMCAD X Version 14.6.11 (7439)

**Ch6/Area Scan (51x81x1):** Interpolated grid: dx=1.200 mm, dy=1.200 mm

Maximum value of SAR (interpolated) = 0.932 W/kg

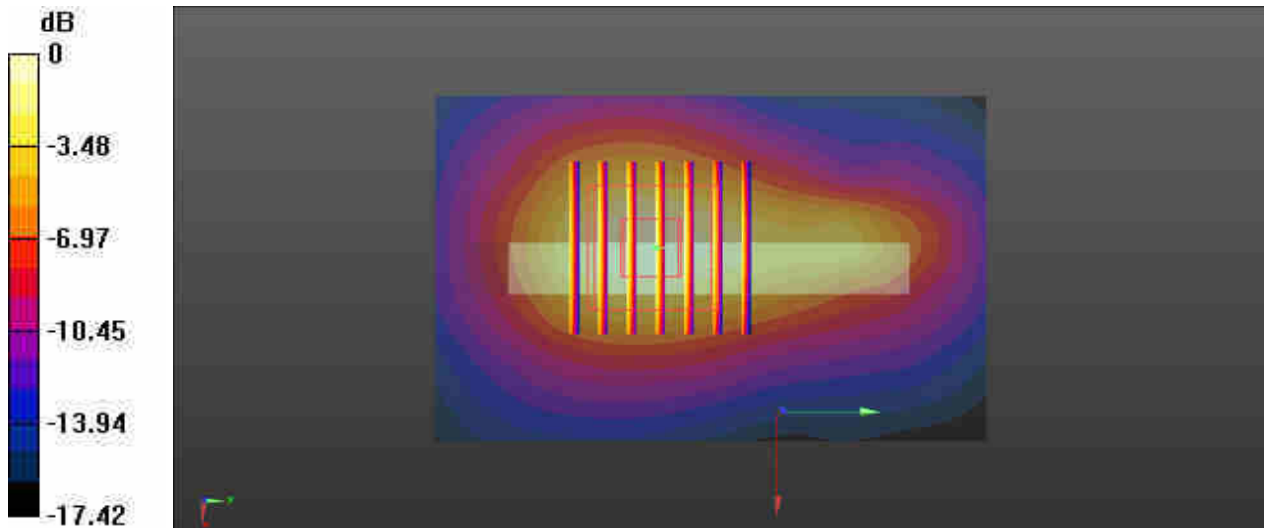
**Ch6/Zoom Scan (7x7x7)/Cube 0:** Measurement grid: dx=5mm, dy=5mm, dz=5mm

Reference Value = 18.57 V/m; Power Drift = -0.02 dB

Peak SAR (extrapolated) = 1.38 W/kg

**SAR(1 g) = 0.723 W/kg; SAR(10 g) = 0.356 W/kg**

Maximum value of SAR (measured) = 0.932 W/kg



0 dB = 0.932 W/kg = -0.31 dBW/kg

### 31\_Bluetooth\_1Mbps\_Top Side\_5mm\_Ch78

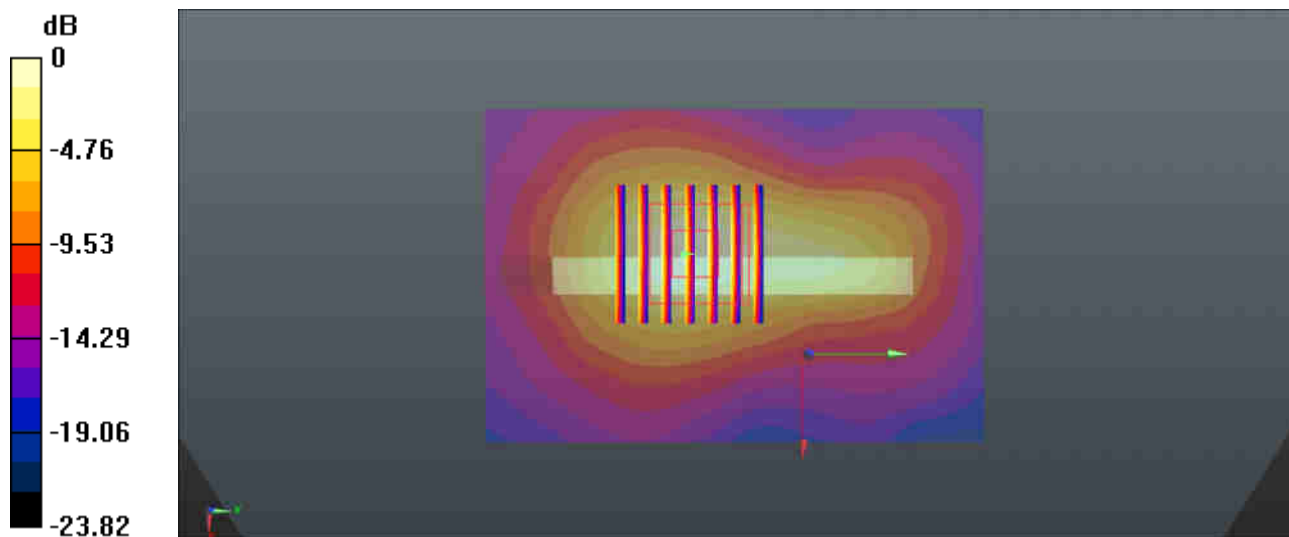
Communication System: UID 0, Bluetooth (0); Frequency: 2480 MHz; Duty Cycle: 1:1.299  
Medium: HSL\_2450 Medium parameters used:  $f = 2480$  MHz;  $\sigma = 1.927$  S/m;  $\epsilon_r = 39.114$ ;  $\rho = 1000$  kg/m<sup>3</sup>  
Ambient Temperature : 23.3 °C ; Liquid Temperature : 22.8 °C

#### DASY5 Configuration:

- Probe: EX3DV4 - SN3857; ConvF(7.50, 7.50, 7.50); Calibrated: 2019.5.27
- Sensor-Surface: 3mm (Mechanical Surface Detection)
- Electronics: DAE4 Sn 1210; Calibrated: 2019.7.23
- Phantom: SAM2; Type: SAM; Serial: TP-1754
- Measurement SW: DASY52, Version 52.10 (1); SEMCAD X Version 14.6.11 (7439)

**Ch78/Area Scan (61x91x1):** Interpolated grid: dx=1.200 mm, dy=1.200 mm  
Maximum value of SAR (interpolated) = 0.113 W/kg

**Ch78/Zoom Scan (7x7x7)/Cube 0:** Measurement grid: dx=5mm, dy=5mm, dz=5mm  
Reference Value = 6.417 V/m; Power Drift = 0.13 dB  
Peak SAR (extrapolated) = 0.177 W/kg  
**SAR(1 g) = 0.084 W/kg; SAR(10 g) = 0.040 W/kg**  
Maximum value of SAR (measured) = 0.110 W/kg



0 dB = 0.110 W/kg = -9.59 dBW/kg

### 32\_WLAN 5GHz\_802.11a 6Mbps\_Back\_5mm\_Ch44

Communication System: UID 0, 802.11a (0); Frequency: 5220 MHz; Duty Cycle: 1:1.149  
Medium: HSL\_5000 Medium parameters used:  $f = 5220$  MHz;  $\sigma = 4.56$  S/m;  $\epsilon_r = 36.466$ ;  $\rho = 1000$  kg/m<sup>3</sup>  
Ambient Temperature : 23.3 °C; Liquid Temperature : 22.7 °C

#### DASY5 Configuration:

- Probe: EX3DV4 - SN3857; ConvF(5.19, 5.19, 5.19); Calibrated: 2019.5.27
- Sensor-Surface: 1.4mm (Mechanical Surface Detection)
- Electronics: DAE4 Sn1210; Calibrated: 2019.7.23
- Phantom: SAM1; Type: SAM; Serial: 1697
- Measurement SW: DASY52, Version 52.10 (1); SEMCAD X Version 14.6.11 (7439)

#### Ch44/Area Scan (101x101x1): Interpolated grid: dx=1.000 mm, dy=1.000 mm

Maximum value of SAR (interpolated) = 1.96 W/kg


#### Ch44/Zoom Scan (8x8x7)/Cube 0: Measurement grid: dx=4mm, dy=4mm, dz=1.4mm

Reference Value = 0.9130 V/m; Power Drift = -0.02 dB

Peak SAR (extrapolated) = 3.13 W/kg

**SAR(1 g) = 0.888 W/kg; SAR(10 g) = 0.243 W/kg**

Maximum value of SAR (measured) = 1.95 W/kg



0 dB = 1.96 W/kg = 2.92 dBW/kg

### 35\_WLAN 5GHz\_802.11a 6Mbps\_Back\_5mm\_Ch157

Communication System: UID 0, 802.11a (0); Frequency: 5785 MHz; Duty Cycle: 1:1.149  
Medium: HSL\_5000 Medium parameters used:  $f = 5785$  MHz;  $\sigma = 5.199$  S/m;  $\epsilon_r = 35.547$ ;  $\rho = 1000$  kg/m<sup>3</sup>  
Ambient Temperature : 23.3 °C; Liquid Temperature : 22.8 °C

#### DASY5 Configuration:

- Probe: EX3DV4 - SN3857; ConvF(5.17, 5.17, 5.17); Calibrated: 2019.5.27
- Sensor-Surface: 1.4mm (Mechanical Surface Detection)
- Electronics: DAE4 Sn1210; Calibrated: 2019.7.23
- Phantom: SAM1; Type: SAM; Serial: 1697
- Measurement SW: DASY52, Version 52.10 (1); SEMCAD X Version 14.6.11 (7439)

**Ch157/Area Scan (101x101x1):** Interpolated grid: dx=1.000 mm, dy=1.000 mm

Maximum value of SAR (interpolated) = 1.76 W/kg

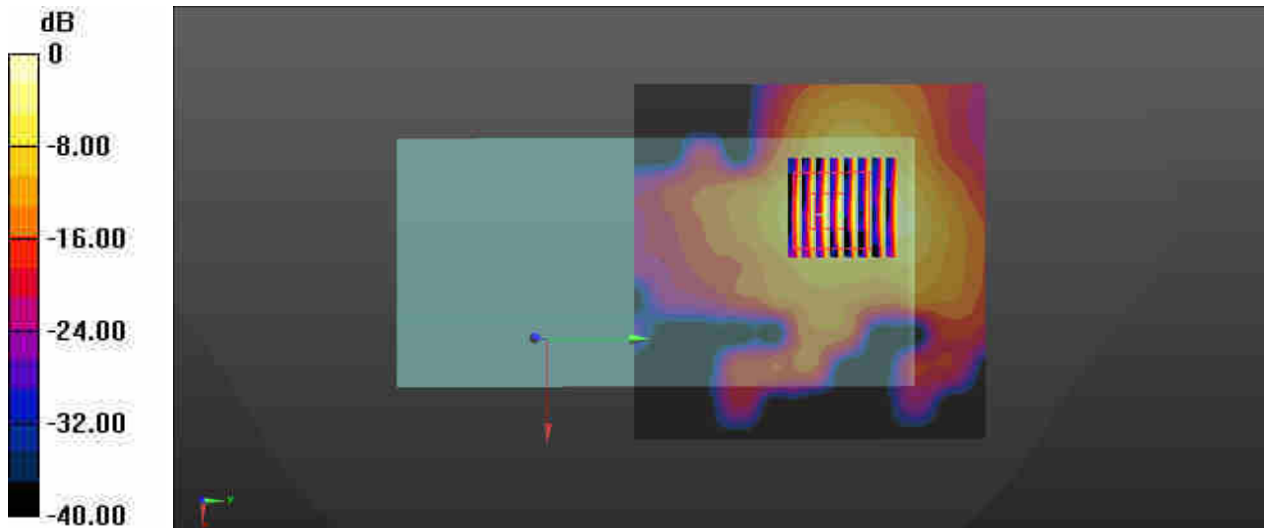
**Ch157/Zoom Scan (8x8x7)/Cube 0:** Measurement grid: dx=4mm, dy=4mm, dz=1.4mm

Reference Value = 1.925 V/m; Power Drift = -0.06 dB

Peak SAR (extrapolated) = 3.64 W/kg

**SAR(1 g) = 0.901 W/kg; SAR(10 g) = 0.252 W/kg**

Maximum value of SAR (measured) = 2.04 W/kg



0 dB = 1.76 W/kg = 2.46 dBW/kg

**36\_GSM850\_GPRS 2 Tx slots\_Back\_5mm\_Ch189**

Communication System: UID 0, GSM850-2UP (0); Frequency: 836.4 MHz; Duty Cycle: 1:4.15  
 Medium: HSL\_835 Medium parameters used:  $f = 836.4$  MHz;  $\sigma = 0.885$  S/m;  $\epsilon_r = 42.103$ ;  $\rho = 1000$  kg/m<sup>3</sup>  
 Ambient Temperature : 23.1 °C; Liquid Temperature : 22.9 °C

DASY5 Configuration:

- Probe: EX3DV4 - SN3857; ConvF(9.48, 9.48, 9.48); Calibrated: 2019.5.27
- Sensor-Surface: 1.4mm (Mechanical Surface Detection)
- Electronics: DAE4 Sn1210; Calibrated: 2019.7.23
- Phantom: SAM1; Type: SAM; Serial: TP-1753
- Measurement SW: DASY52, Version 52.10 (1); SEMCAD X Version 14.6.11 (7439)

**Ch189/Area Scan (81x71x1):** Interpolated grid: dx=1.500 mm, dy=1.500 mm

Maximum value of SAR (interpolated) = 1.21 W/kg

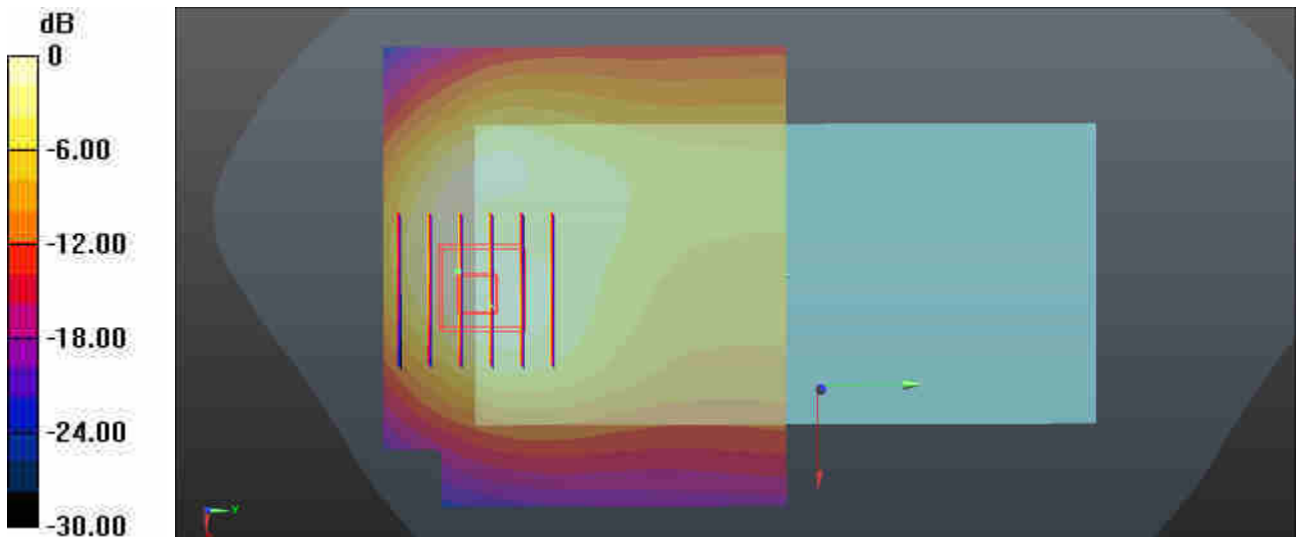
**Ch189/Zoom Scan (6x6x7)/Cube 0:** Measurement grid: dx=8mm, dy=8mm, dz=5mm

Reference Value = 18.34 V/m; Power Drift = -0.14 dB

Peak SAR (extrapolated) = 2.23 W/kg

**SAR(1 g) = 1.12 W/kg; SAR(10 g) = 0.600 W/kg**

Maximum value of SAR (measured) = 1.41 W/kg



0 dB = 1.21 W/kg = 0.83 dBW/kg

**37\_GSM1900\_GPRS 2 Tx slots\_Back\_5mm\_Ch512\_Headset**

Communication System: UID 0, PCS-2UP (0); Frequency: 1850.2 MHz; Duty Cycle: 1:4.15  
 Medium: HSL\_1900 Medium parameters used:  $f = 1850.2$  MHz;  $\sigma = 1.343$  S/m;  $\epsilon_r = 38.389$ ;  $\rho = 1000$  kg/m<sup>3</sup>  
 Ambient Temperature : 23.2 °C; Liquid Temperature : 22.7 °C

DASY5 Configuration:

- Probe: EX3DV4 - SN3857; ConvF(8.10, 8.10, 8.10); Calibrated: 2019.5.27
- Sensor-Surface: 1.4mm (Mechanical Surface Detection)
- Electronics: DAE4 Sn1210; Calibrated: 2019.7.23
- Phantom: SAM2; Type: SAM; Serial: TP-1754
- Measurement SW: DASY52, Version 52.10 (1); SEMCAD X Version 14.6.11 (7439)

**Ch512/Area Scan (81x81x1):** Interpolated grid: dx=1.500 mm, dy=1.500 mm

Maximum value of SAR (interpolated) = 1.11 W/kg

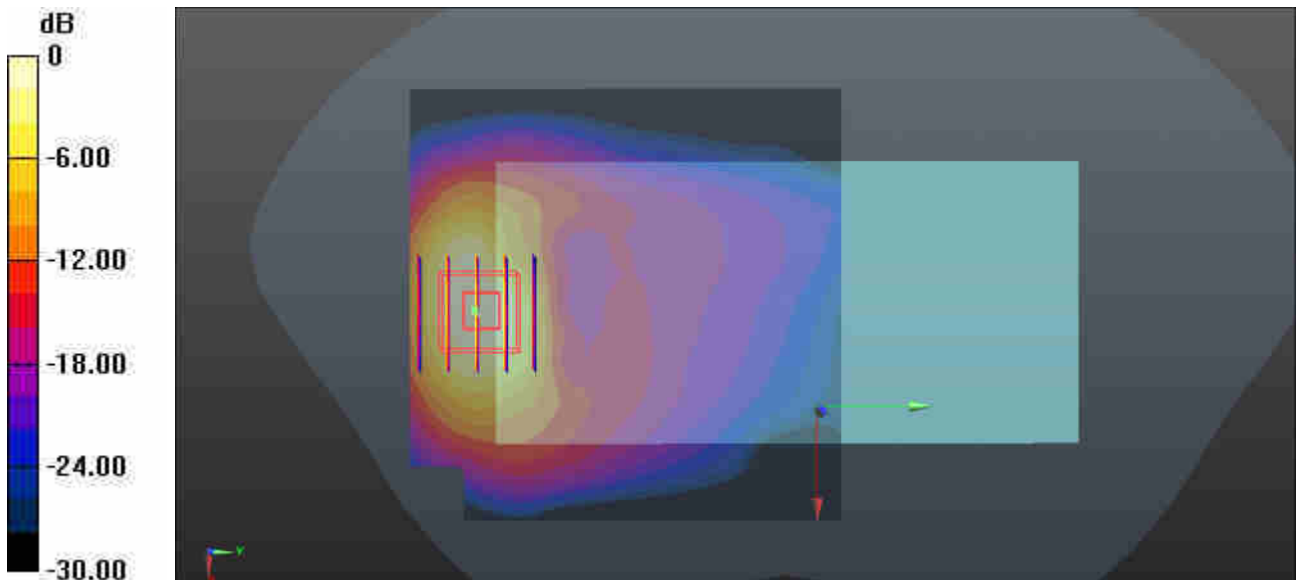
**Ch512/Zoom Scan (5x5x7)/Cube 0:** Measurement grid: dx=8mm, dy=8mm, dz=5mm

Reference Value = 2.575 V/m; Power Drift = 0.08 dB

Peak SAR (extrapolated) = 1.70 W/kg

**SAR(1 g) = 0.943 W/kg; SAR(10 g) = 0.472 W/kg**

Maximum value of SAR (measured) = 1.15 W/kg



0 dB = 1.11 W/kg = 0.45 dBW/kg

**38\_WCDMA II\_RMC 12.2Kbps\_Back\_5mm\_Ch9538**

Communication System: UID 0, WCDMA (0); Frequency: 1907.6 MHz; Duty Cycle: 1:1  
 Medium: HSL\_1900 Medium parameters used:  $f = 1908$  MHz;  $\sigma = 1.4$  S/m;  $\epsilon_r = 38.141$ ;  $\rho = 1000$  kg/m<sup>3</sup>  
 Ambient Temperature : 23.2 °C; Liquid Temperature : 22.7 °C

DASY5 Configuration:

- Probe: EX3DV4 - SN3857; ConvF(8.10, 8.10, 8.10); Calibrated: 2019.5.27
- Sensor-Surface: 1.4mm (Mechanical Surface Detection)
- Electronics: DAE4 Sn1210; Calibrated: 2019.7.23
- Phantom: SAM2; Type: SAM; Serial: TP-1754
- Measurement SW: DASY52, Version 52.10 (1); SEMCAD X Version 14.6.11 (7439)

**Ch9538/Area Scan (81x71x1):** Interpolated grid: dx=1.500 mm, dy=1.500 mm

Maximum value of SAR (interpolated) = 1.40 W/kg


**Ch9538/Zoom Scan (5x5x7)/Cube 0:** Measurement grid: dx=8mm, dy=8mm, dz=5mm

Reference Value = 2.024 V/m; Power Drift = 0.09 dB

Peak SAR (extrapolated) = 2.04 W/kg

**SAR(1 g) = 1.09 W/kg; SAR(10 g) = 0.536 W/kg**

Maximum value of SAR (measured) = 1.34 W/kg



0 dB = 1.40 W/kg = 1.46 dBW/kg

### 39\_WCDMA IV\_RMC 12.2Kbps\_Back\_5mm\_Headset\_Ch1513

Communication System: UID 0, WCDMA (0); Frequency: 1752.6 MHz; Duty Cycle: 1:1  
 Medium: HSL\_1750 Medium parameters used:  $f = 1753$  MHz;  $\sigma = 1.407$  S/m;  $\epsilon_r = 39.047$ ;  $\rho = 1000$  kg/m<sup>3</sup>  
 Ambient Temperature : 23.3 °C; Liquid Temperature : 22.6 °C

**DASY5 Configuration:**

- Probe: EX3DV4 - SN3857; ConvF(8.46, 8.46, 8.46); Calibrated: 2019.5.27
- Sensor-Surface: 1.4mm (Mechanical Surface Detection)
- Electronics: DAE4 Sn1210; Calibrated: 2019.7.23
- Phantom: SAM2; Type: SAM; Serial: TP-1754
- Measurement SW: DASY52, Version 52.10 (1); SEMCAD X Version 14.6.11 (7439)

**Ch1513/Area Scan (81x71x1):** Interpolated grid: dx=1.500 mm, dy=1.500 mm

Maximum value of SAR (interpolated) = 1.65 W/kg

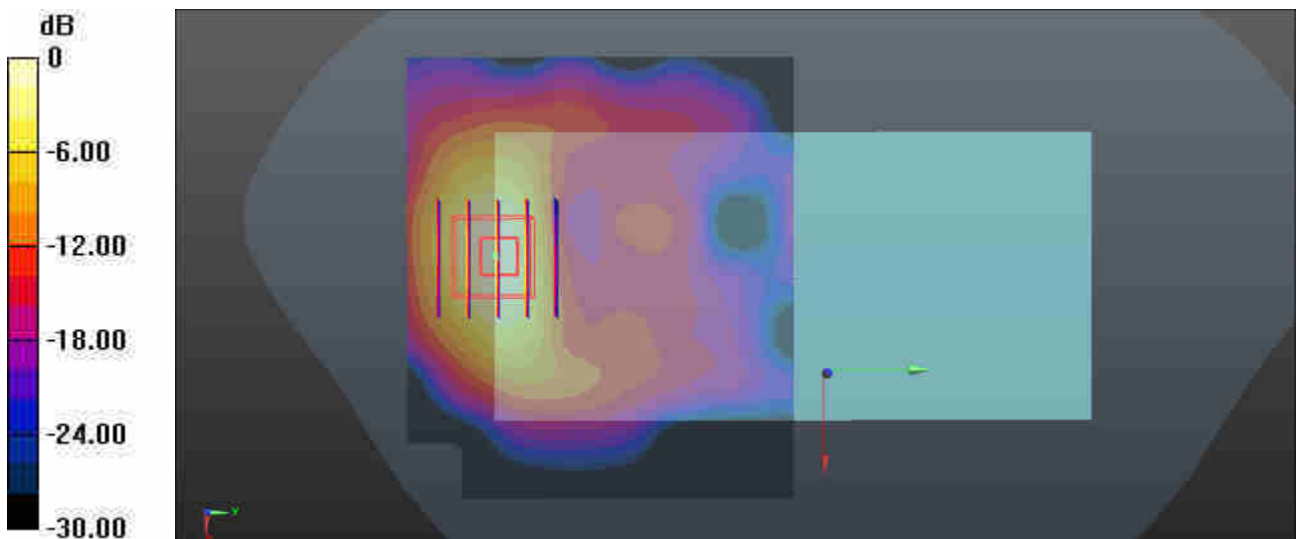
**Ch1513/Zoom Scan (5x5x7)/Cube 0:** Measurement grid: dx=8mm, dy=8mm, dz=5mm

Reference Value = 3.384 V/m; Power Drift = 0.04 dB

Peak SAR (extrapolated) = 2.16 W/kg

**SAR(1 g) = 1.18 W/kg; SAR(10 g) = 0.586 W/kg**

Maximum value of SAR (measured) = 1.48 W/kg



0 dB = 1.65 W/kg = 2.17 dBW/kg

**40\_WCDMA V\_RMC 12.2Kbps\_Front\_5mm\_Ch4182**

Communication System: UID 0, WCDMA (0); Frequency: 836.4 MHz; Duty Cycle: 1:1  
 Medium: HSL\_835 Medium parameters used:  $f = 836.4$  MHz;  $\sigma = 0.885$  S/m;  $\epsilon_r = 42.103$ ;  $\rho = 1000$  kg/m<sup>3</sup>  
 Ambient Temperature : 23.1 °C; Liquid Temperature : 22.9 °C

DASY5 Configuration:

- Probe: EX3DV4 - SN3857; ConvF(9.48, 9.48, 9.48); Calibrated: 2019.5.27
- Sensor-Surface: 1.4mm (Mechanical Surface Detection)
- Electronics: DAE4 Sn1210; Calibrated: 2019.7.23
- Phantom: SAM1; Type: SAM; Serial: TP-1753
- Measurement SW: DASY52, Version 52.10 (1); SEMCAD X Version 14.6.11 (7439)

**Ch4182/Area Scan (81x71x1):** Interpolated grid: dx=1.500 mm, dy=1.500 mm

Maximum value of SAR (interpolated) = 1.00 W/kg

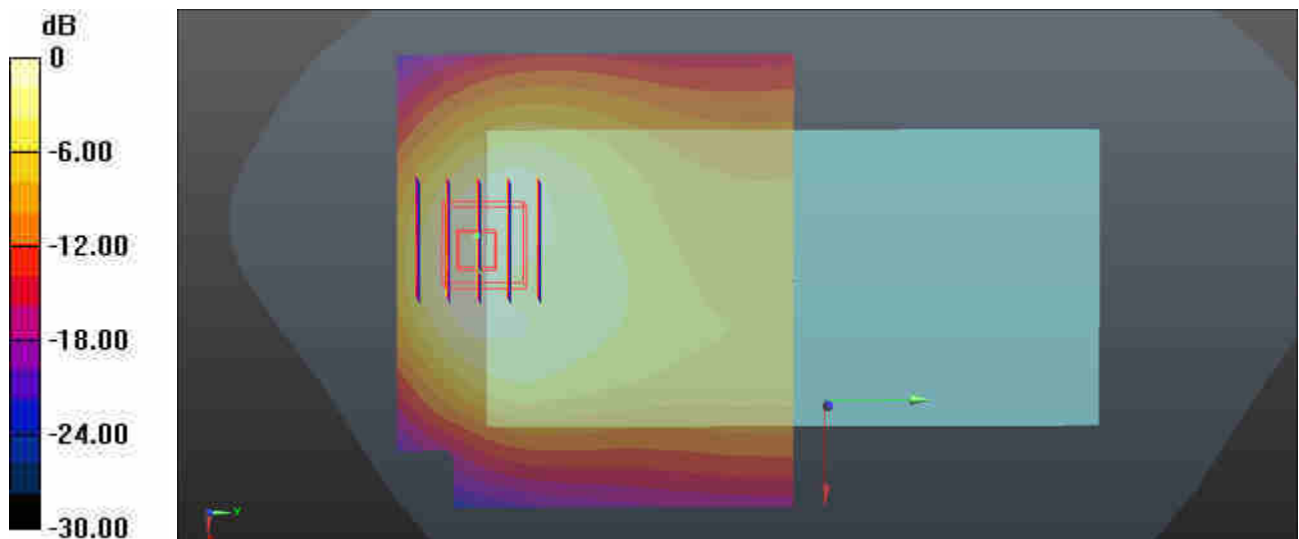
**Ch4182/Zoom Scan (5x5x7)/Cube 0:** Measurement grid: dx=8mm, dy=8mm, dz=5mm

Reference Value = 16.62 V/m; Power Drift = -0.08 dB

Peak SAR (extrapolated) = 1.83 W/kg

**SAR(1 g) = 0.936 W/kg; SAR(10 g) = 0.501 W/kg**

Maximum value of SAR (measured) = 1.24 W/kg



0 dB = 1.00 W/kg = 0.00 dBW/kg

**41\_LTE Band 2\_20M\_QPSK\_50RB\_0Offset\_Back\_5mm\_Ch18700**

Communication System: UID 0, LTE-FDD (0); Frequency: 1860 MHz; Duty Cycle: 1:1  
 Medium: HSL\_1900 Medium parameters used:  $f = 1860$  MHz;  $\sigma = 1.353$  S/m;  $\epsilon_r = 38.347$ ;  $\rho = 1000$  kg/m<sup>3</sup>  
 Ambient Temperature : 23.2 °C; Liquid Temperature : 22.7 °C

DASY5 Configuration:

- Probe: EX3DV4 - SN3857; ConvF(8.10, 8.10, 8.10); Calibrated: 2019.5.27
- Sensor-Surface: 1.4mm (Mechanical Surface Detection)
- Electronics: DAE4 Sn1210; Calibrated: 2019.7.23
- Phantom: SAM2; Type: SAM; Serial: TP-1754
- Measurement SW: DASY52, Version 52.10 (1); SEMCAD X Version 14.6.11 (7439)

**Ch18700/Area Scan (81x71x1):** Interpolated grid: dx=1.500 mm, dy=1.500 mm

Maximum value of SAR (interpolated) = 1.34 W/kg

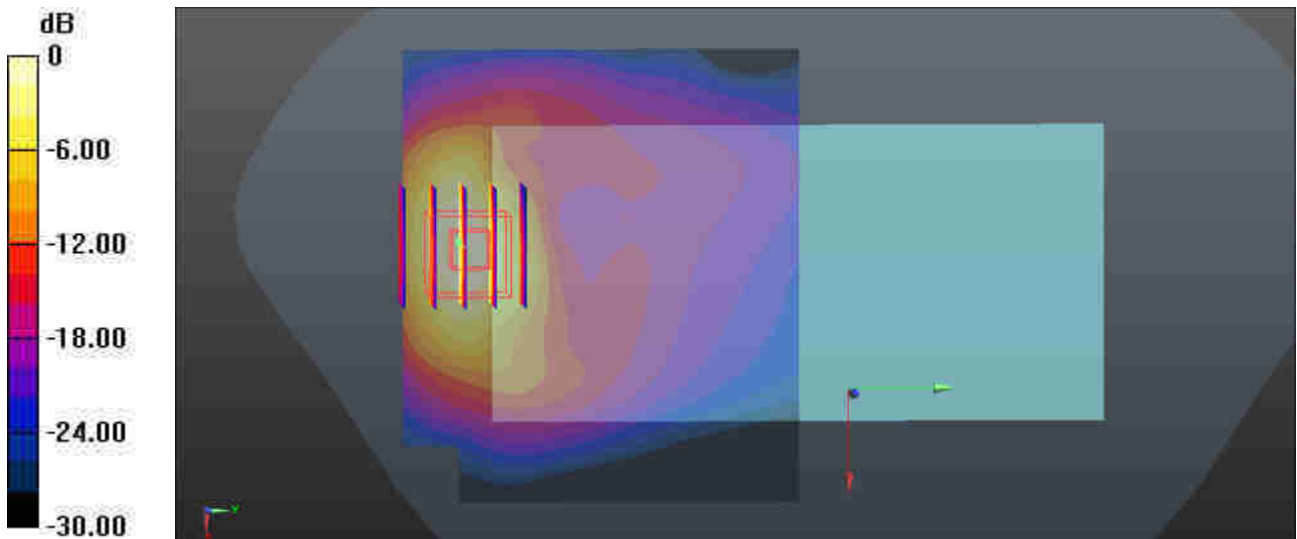
**Ch18700/Zoom Scan (5x5x7)/Cube 0:** Measurement grid: dx=8mm, dy=8mm, dz=5mm

Reference Value = 2.591 V/m; Power Drift = 0.02 dB

Peak SAR (extrapolated) = 1.96 W/kg

**SAR(1 g) = 1.04 W/kg; SAR(10 g) = 0.515 W/kg**

Maximum value of SAR (measured) = 1.23 W/kg



0 dB = 1.34 W/kg = 1.27 dBW/kg

**42\_LTE Band 66\_20M\_QPSK\_50RB\_0Offset\_Back\_5mm\_Ch132572**

Communication System: UID 0, LTE-FDD (0); Frequency: 1770 MHz; Duty Cycle: 1:1  
 Medium: HSL\_1750 Medium parameters used:  $f = 1770$  MHz;  $\sigma = 1.425$  S/m;  $\epsilon_r = 38.974$ ;  $\rho = 1000$  kg/m<sup>3</sup>  
 Ambient Temperature : 23.3 °C; Liquid Temperature : 22.6 °C

**DASY5 Configuration:**

- Probe: EX3DV4 - SN3857; ConvF(8.46, 8.46, 8.46); Calibrated: 2019.5.27
- Sensor-Surface: 1.4mm (Mechanical Surface Detection)
- Electronics: DAE4 Sn1210; Calibrated: 2019.7.23
- Phantom: SAM2; Type: SAM; Serial: TP-1754
- Measurement SW: DASY52, Version 52.10 (1); SEMCAD X Version 14.6.11 (7439)

**Ch132572/Area Scan (81x71x1):** Interpolated grid: dx=1.500 mm, dy=1.500 mm

Maximum value of SAR (interpolated) = 1.69 W/kg


**Ch132572/Zoom Scan (5x5x7)/Cube 0:** Measurement grid: dx=8mm, dy=8mm, dz=5mm

Reference Value = 3.428 V/m; Power Drift = 0.05 dB

Peak SAR (extrapolated) = 2.15 W/kg

**SAR(1 g) = 1.16 W/kg; SAR(10 g) = 0.577 W/kg**

Maximum value of SAR (measured) = 1.47 W/kg



0 dB = 1.69 W/kg = 2.28 dBW/kg

**43\_LTE Band 5\_10M\_QPSK\_1RB\_0Offset\_Front\_5mm\_Ch20525**

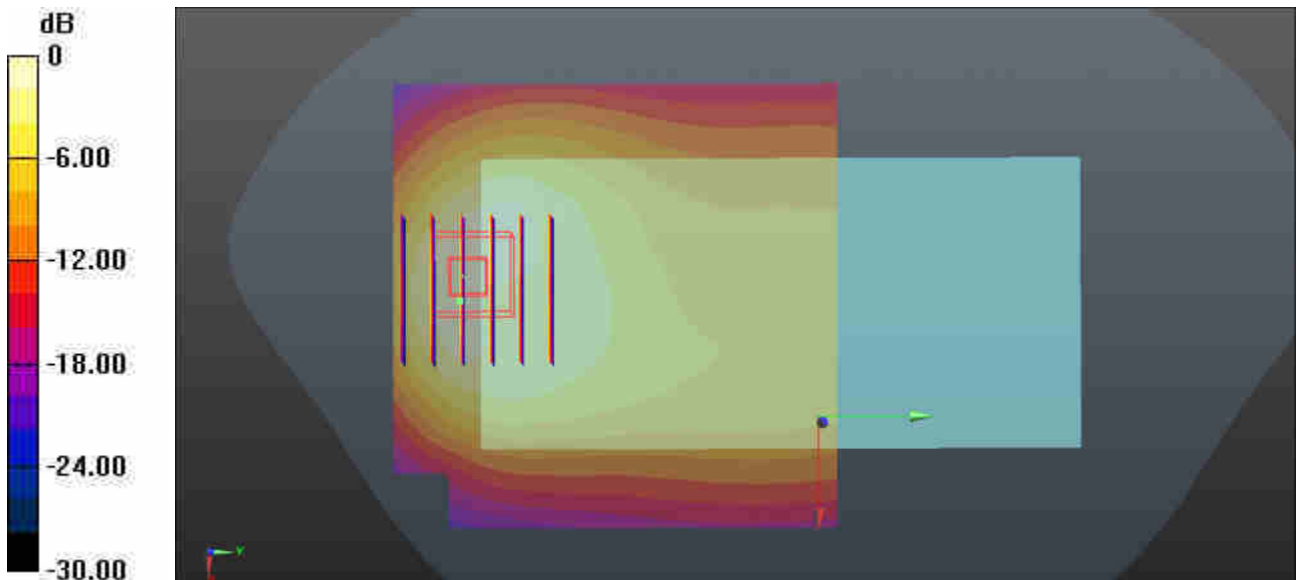
Communication System: UID 0, LTE-FDD (0); Frequency: 836.5 MHz; Duty Cycle: 1:1  
 Medium: HSL\_835 Medium parameters used:  $f = 836.5$  MHz;  $\sigma = 0.885$  S/m;  $\epsilon_r = 42.101$ ;  $\rho = 1000$  kg/m<sup>3</sup>  
 Ambient Temperature : 23.1 °C; Liquid Temperature : 22.9 °C

DASY5 Configuration:

- Probe: EX3DV4 - SN3857; ConvF(9.48, 9.48, 9.48); Calibrated: 2019.5.27
- Sensor-Surface: 1.4mm (Mechanical Surface Detection)
- Electronics: DAE4 Sn1210; Calibrated: 2019.7.23
- Phantom: SAM1; Type: SAM; Serial: TP-1753
- Measurement SW: DASY52, Version 52.10 (1); SEMCAD X Version 14.6.11 (7439)

**Ch20525/Area Scan (81x81x1):** Interpolated grid: dx=1.500 mm, dy=1.500 mm  
 Maximum value of SAR (interpolated) = 1.26 W/kg

**Ch20525/Zoom Scan (6x6x7)/Cube 0:** Measurement grid: dx=8mm, dy=8mm, dz=5mm  
 Reference Value = 18.31 V/m; Power Drift = 0.01 dB  
 Peak SAR (extrapolated) = 2.17 W/kg  
**SAR(1 g) = 1.09 W/kg; SAR(10 g) = 0.587 W/kg**  
 Maximum value of SAR (measured) = 1.37 W/kg



0 dB = 1.26 W/kg = 1.00 dBW/kg

**44\_LTE Band 12\_10M\_QPSK\_1RB\_0Offset\_Front\_5mm\_Ch23095**

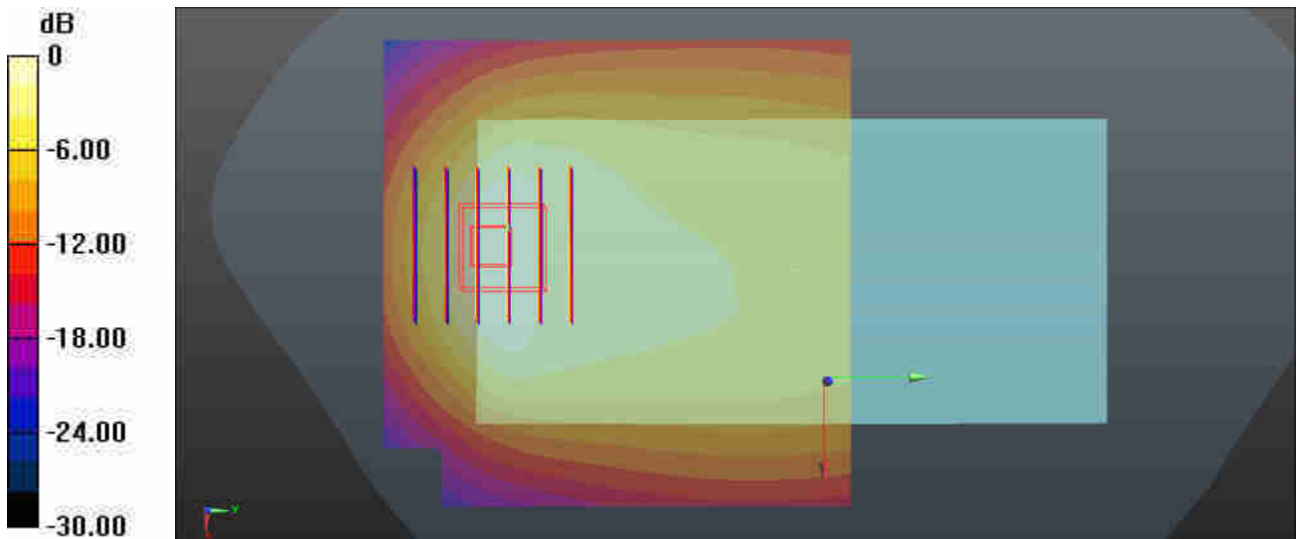
Communication System: UID 0, LTE-FDD (0); Frequency: 707.5 MHz; Duty Cycle: 1:1  
 Medium: HSL\_750 Medium parameters used:  $f = 707.5$  MHz;  $\sigma = 0.861$  S/m;  $\epsilon_r = 42.908$ ;  $\rho = 1000$  kg/m<sup>3</sup>  
 Ambient Temperature : 23.3 °C; Liquid Temperature : 22.7 °C

DASY5 Configuration:

- Probe: EX3DV4 - SN3857; ConvF(9.77, 9.77, 9.77); Calibrated: 2019.5.27
- Sensor-Surface: 1.4mm (Mechanical Surface Detection)
- Electronics: DAE4 Sn1210; Calibrated: 2019.7.23
- Phantom: SAM1; Type: SAM; Serial: TP-1753
- Measurement SW: DASY52, Version 52.10 (1); SEMCAD X Version 14.6.11 (7439)

**Ch23095/Area Scan (81x81x1):** Interpolated grid: dx=1.500 mm, dy=1.500 mm  
 Maximum value of SAR (interpolated) = 1.05 W/kg

**Ch23095/Zoom Scan (6x6x7)/Cube 0:** Measurement grid: dx=8mm, dy=8mm, dz=5mm  
 Reference Value = 21.94 V/m; Power Drift = -0.03 dB  
 Peak SAR (extrapolated) = 1.67 W/kg  
**SAR(1 g) = 0.805 W/kg; SAR(10 g) = 0.443 W/kg**  
 Maximum value of SAR (measured) = 0.966 W/kg



0 dB = 1.05 W/kg = 0.21 dBW/kg

**45\_LTE Band 13\_10M\_QPSK\_1RB\_25Offset\_Front\_5mm\_Ch23230**


Communication System: UID 0, LTE-FDD (0); Frequency: 782 MHz; Duty Cycle: 1:1  
 Medium: HSL\_750 Medium parameters used:  $f = 782 \text{ MHz}$ ;  $\sigma = 0.931 \text{ S/m}$ ;  $\epsilon_r = 41.942$ ;  $\rho = 1000 \text{ kg/m}^3$   
 Ambient Temperature : 23.3 °C; Liquid Temperature : 22.7 °C

DASY5 Configuration:

- Probe: EX3DV4 - SN3857; ConvF(9.77, 9.77, 9.77); Calibrated: 2019.5.27
- Sensor-Surface: 1.4mm (Mechanical Surface Detection)
- Electronics: DAE4 Sn1210; Calibrated: 2019.7.23
- Phantom: SAM1; Type: SAM; Serial: TP-1753
- Measurement SW: DASY52, Version 52.10 (1); SEMCAD X Version 14.6.11 (7439)

**Ch23230/Area Scan (81x71x1):** Interpolated grid:  $dx=1.500 \text{ mm}$ ,  $dy=1.500 \text{ mm}$   
 Maximum value of SAR (interpolated) = 1.27 W/kg

**Ch23230/Zoom Scan (5x5x7)/Cube 0:** Measurement grid:  $dx=8\text{mm}$ ,  $dy=8\text{mm}$ ,  $dz=5\text{mm}$   
 Reference Value = 20.41 V/m; Power Drift = -0.10 dB  
 Peak SAR (extrapolated) = 2.02 W/kg  
**SAR(1 g) = 0.986 W/kg; SAR(10 g) = 0.525 W/kg**  
 Maximum value of SAR (measured) = 1.19 W/kg



0 dB = 1.27 W/kg = 1.04 dBW/kg

**46\_LTE Band 14\_10M\_QPSK\_1RB\_0Offset\_Front\_5mm\_Ch23330**

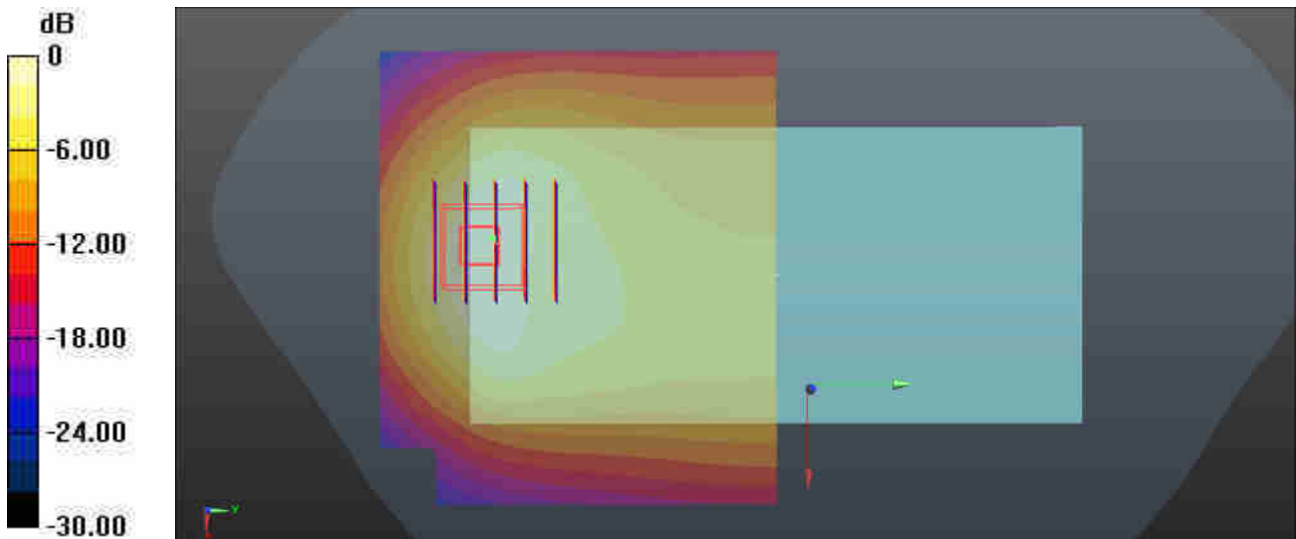
Communication System: UID 0, LTE-FDD (0); Frequency: 793 MHz; Duty Cycle: 1:1  
 Medium: HSL\_750 Medium parameters used:  $f = 793 \text{ MHz}$ ;  $\sigma = 0.942 \text{ S/m}$ ;  $\epsilon_r = 41.792$ ;  $\rho = 1000 \text{ kg/m}^3$   
 Ambient Temperature :  $23.3 \text{ }^\circ\text{C}$ ; Liquid Temperature :  $22.7 \text{ }^\circ\text{C}$

DASY5 Configuration:

- Probe: EX3DV4 - SN3857; ConvF(9.77, 9.77, 9.77); Calibrated: 2019.5.27
- Sensor-Surface: 1.4mm (Mechanical Surface Detection)
- Electronics: DAE4 Sn1210; Calibrated: 2019.7.23
- Phantom: SAM1; Type: SAM; Serial: TP-1753
- Measurement SW: DASY52, Version 52.10 (1); SEMCAD X Version 14.6.11 (7439)

**Ch23330/Area Scan (81x71x1):** Interpolated grid:  $dx=1.500 \text{ mm}$ ,  $dy=1.500 \text{ mm}$   
 Maximum value of SAR (interpolated) =  $1.28 \text{ W/kg}$

**Ch23330/Zoom Scan (5x5x7)/Cube 0:** Measurement grid:  $dx=8\text{mm}$ ,  $dy=8\text{mm}$ ,  $dz=5\text{mm}$   
 Reference Value =  $19.89 \text{ V/m}$ ; Power Drift =  $0.05 \text{ dB}$   
 Peak SAR (extrapolated) =  $2.13 \text{ W/kg}$   
**SAR(1 g) =  $1.04 \text{ W/kg}$ ; SAR(10 g) =  $0.552 \text{ W/kg}$**   
 Maximum value of SAR (measured) =  $1.25 \text{ W/kg}$



0 dB =  $1.28 \text{ W/kg} = 1.07 \text{ dBW/kg}$

**47\_LTE Band 30\_10M\_QPSK\_25RB\_0Offset\_Back\_5mm\_Ch27710**

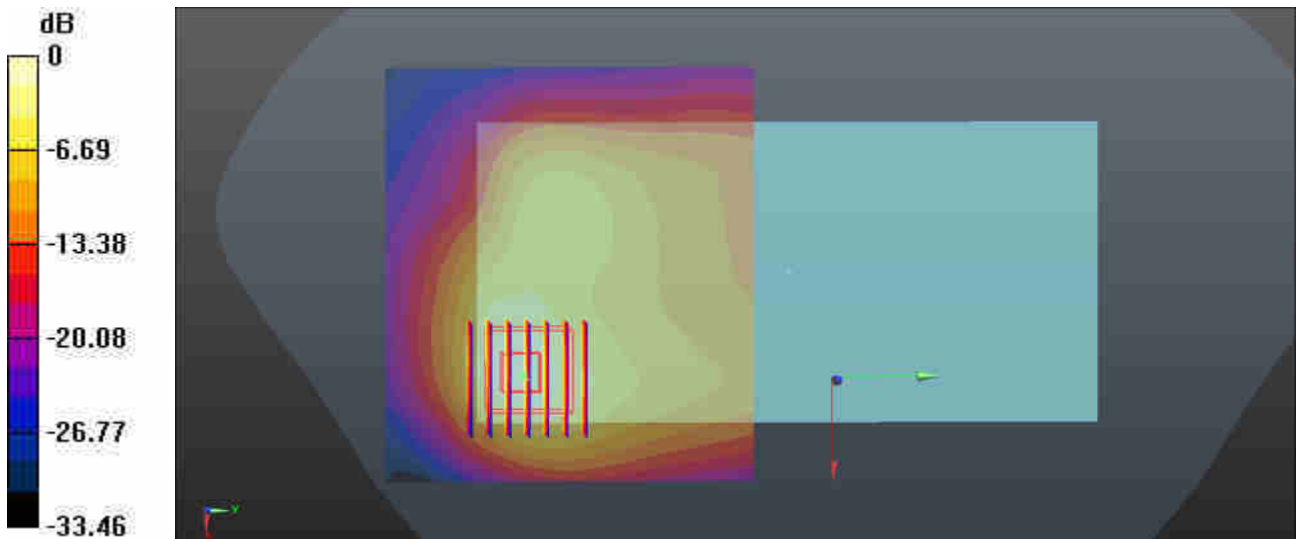
Communication System: UID 0, LTE-FDD (0); Frequency: 2310 MHz; Duty Cycle: 1:1  
 Medium: HSL\_2300 Medium parameters used:  $f = 2310$  MHz;  $\sigma = 1.729$  S/m;  $\epsilon_r = 39.831$ ;  $\rho = 1000$  kg/m<sup>3</sup>  
 Ambient Temperature : 23.3 °C; Liquid Temperature : 22.8 °C

DASY5 Configuration:

- Probe: EX3DV4 - SN3857; ConvF(7.88, 7.88, 7.88); Calibrated: 2019.5.27
- Sensor-Surface: 1.4mm (Mechanical Surface Detection)
- Electronics: DAE4 Sn1210; Calibrated: 2019.7.23
- Phantom: SAM2; Type: SAM; Serial: TP-1754
- Measurement SW: DASY52, Version 52.10 (1); SEMCAD X Version 14.6.11 (7439)

**Ch27710/Area Scan (91x81x1):** Interpolated grid: dx=1.200 mm, dy=1.200 mm  
 Maximum value of SAR (interpolated) = 1.26 W/kg

**Ch27710/Zoom Scan (7x7x7)/Cube 0:** Measurement grid: dx=5mm, dy=5mm, dz=5mm  
 Reference Value = 6.881 V/m; Power Drift = -0.01 dB  
 Peak SAR (extrapolated) = 1.97 W/kg  
**SAR(1 g) = 0.890 W/kg; SAR(10 g) = 0.402 W/kg**  
 Maximum value of SAR (measured) = 1.19 W/kg



0 dB = 1.26 W/kg = 1.00 dBW/kg

### 48\_WLAN 2.4GHz\_802.11b 1Mbps\_Back\_5mm\_Ch6

Communication System: UID 0, 802.11b (0); Frequency: 2437 MHz; Duty Cycle: 1:1.025  
Medium: HSL\_2450 Medium parameters used:  $f = 2437$  MHz;  $\sigma = 1.876$  S/m;  $\epsilon_r = 39.302$ ;  $\rho = 1000$  kg/m<sup>3</sup>  
Ambient Temperature : 23.3 °C; Liquid Temperature : 22.8 °C

#### DASY5 Configuration:

- Probe: EX3DV4 - SN3857; ConvF(7.50, 7.50, 7.50); Calibrated: 2019.5.27
- Sensor-Surface: 1.4mm (Mechanical Surface Detection)
- Electronics: DAE4 Sn1210; Calibrated: 2019.7.23
- Phantom: SAM2; Type: SAM; Serial: TP-1754
- Measurement SW: DASY52, Version 52.10 (1); SEMCAD X Version 14.6.11 (7439)

**Ch6/Area Scan (91x81x1):** Interpolated grid: dx=1.200 mm, dy=1.200 mm

Maximum value of SAR (interpolated) = 0.840 W/kg

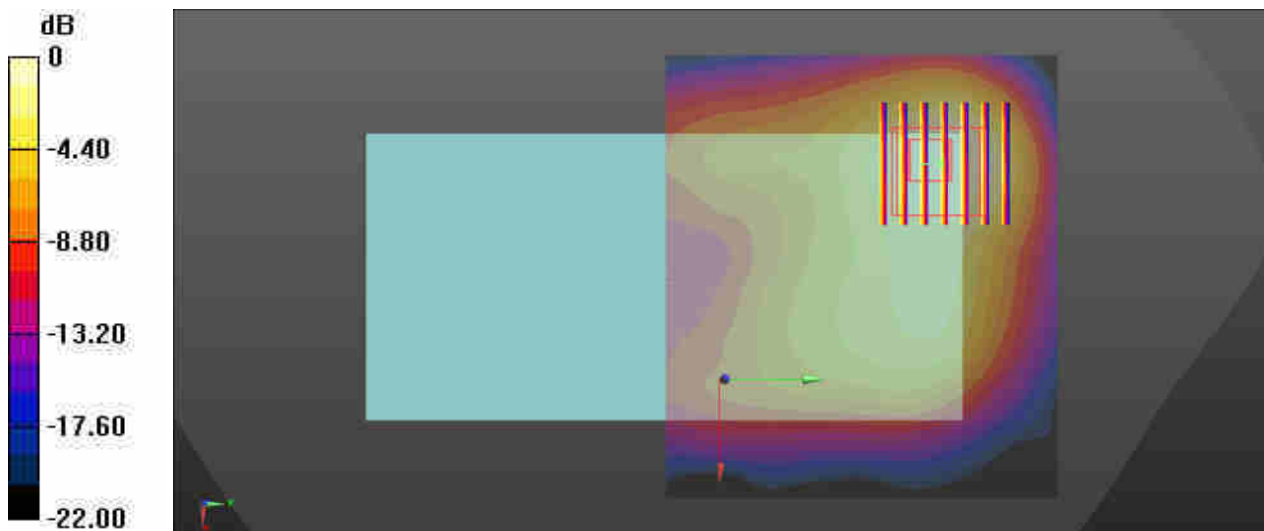
**Ch6/Zoom Scan (7x7x7)/Cube 0:** Measurement grid: dx=5mm, dy=5mm, dz=5mm

Reference Value = 5.690 V/m; Power Drift = 0.09 dB

Peak SAR (extrapolated) = 1.16 W/kg

**SAR(1 g) = 0.617 W/kg; SAR(10 g) = 0.336 W/kg**

Maximum value of SAR (measured) = 0.774 W/kg



0 dB = 0.840 W/kg = -0.76 dBW/kg

### 49\_Bluetooth\_1Mbps\_Back\_5mm\_Ch78

Communication System: UID 0, Bluetooth (0); Frequency: 2480 MHz; Duty Cycle: 1:1.299  
 Medium: HSL\_2450 Medium parameters used:  $f = 2480$  MHz;  $\sigma = 1.927$  S/m;  $\epsilon_r = 39.114$ ;  $\rho = 1000$  kg/m<sup>3</sup>  
 Ambient Temperature : 23.3 °C; Liquid Temperature : 22.8 °C

#### DASY5 Configuration:

- Probe: EX3DV4 - SN3857; ConvF(7.50, 7.50, 7.50); Calibrated: 2019.5.27
- Sensor-Surface: 1.4mm (Mechanical Surface Detection)
- Electronics: DAE4 Sn1210; Calibrated: 2019.7.23
- Phantom: SAM2; Type: SAM; Serial: TP-1754
- Measurement SW: DASY52, Version 52.10 (1); SEMCAD X Version 14.6.11 (7439)

**Ch78/Area Scan (101x91x1):** Interpolated grid: dx=1.200 mm, dy=1.200 mm

Maximum value of SAR (interpolated) = 0.111 W/kg

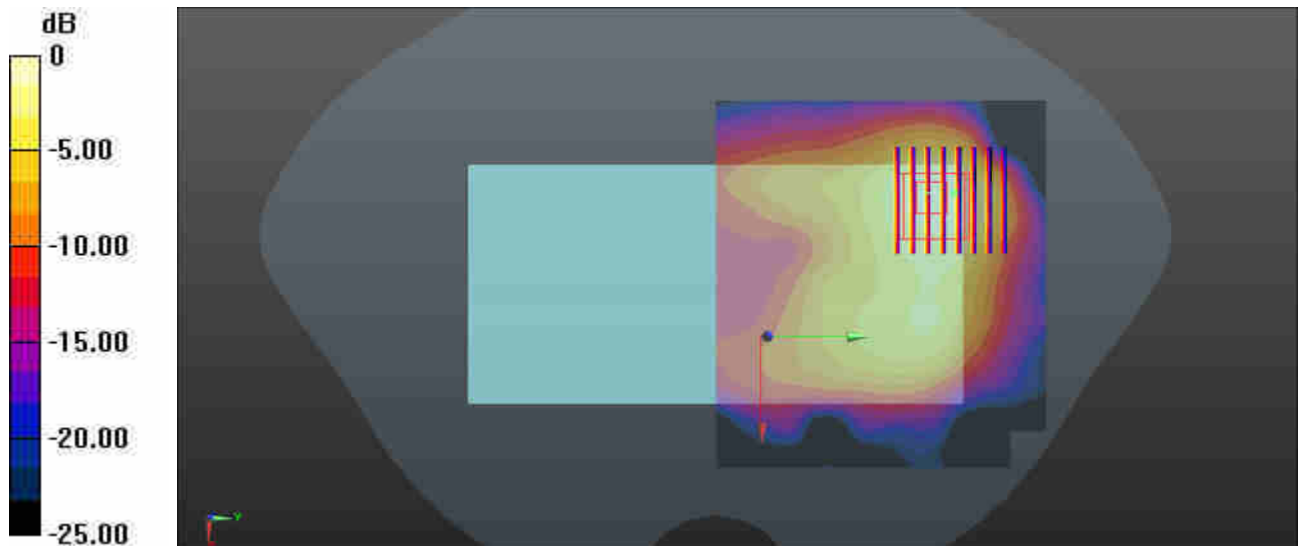
**Ch78/Zoom Scan (8x8x7)/Cube 0:** Measurement grid: dx=5mm, dy=5mm, dz=5mm

Reference Value = 1.779 V/m; Power Drift = -0.13 dB

Peak SAR (extrapolated) = 0.165 W/kg

**SAR(1 g) = 0.077 W/kg; SAR(10 g) = 0.039 W/kg**

Maximum value of SAR (measured) = 0.0989 W/kg



0 dB = 0.111 W/kg = -9.55 dBW/kg

**50\_WLAN 5GHz\_802.11a 6Mbps\_Back\_5mm\_Ch44**

Communication System: UID 0, 802.11a (0); Frequency: 5220 MHz; Duty Cycle: 1:1.149  
Medium: HSL\_5000 Medium parameters used:  $f = 5220$  MHz;  $\sigma = 4.56$  S/m;  $\epsilon_r = 36.466$ ;  $\rho = 1000$  kg/m<sup>3</sup>  
Ambient Temperature : 23.3 °C; Liquid Temperature : 22.7 °C

DASY5 Configuration:

- Probe: EX3DV4 - SN3857; ConvF(5.19, 5.19, 5.19); Calibrated: 2019.5.27
- Sensor-Surface: 1.4mm (Mechanical Surface Detection)
- Electronics: DAE4 Sn1210; Calibrated: 2019.7.23
- Phantom: SAM1; Type: SAM; Serial: 1697
- Measurement SW: DASY52, Version 52.10 (1); SEMCAD X Version 14.6.11 (7439)

**Ch44/Area Scan (101x101x1):** Interpolated grid: dx=1.000 mm, dy=1.000 mm

Maximum value of SAR (interpolated) = 1.96 W/kg


**Ch44/Zoom Scan (8x8x7)/Cube 0:** Measurement grid: dx=4mm, dy=4mm, dz=1.4mm

Reference Value = 0.9130 V/m; Power Drift = -0.02 dB

Peak SAR (extrapolated) = 3.13 W/kg

**SAR(1 g) = 0.888 W/kg; SAR(10 g) = 0.243 W/kg**

Maximum value of SAR (measured) = 1.95 W/kg



0 dB = 1.96 W/kg = 2.92 dBW/kg

### 51\_WLAN 5GHz\_802.11a 6Mbps\_Back\_5mm\_Ch64

Communication System: UID 0, 802.11a (0); Frequency: 5320 MHz; Duty Cycle: 1:1.149  
Medium: HSL\_5000 Medium parameters used:  $f = 5320$  MHz;  $\sigma = 4.673$  S/m;  $\epsilon_r = 36.297$ ;  $\rho = 1000$  kg/m<sup>3</sup>  
Ambient Temperature : 23.3 °C; Liquid Temperature : 22.7 °C

#### DASY5 Configuration:

- Probe: EX3DV4 - SN3857; ConvF(5.19, 5.19, 5.19); Calibrated: 2019.5.27
- Sensor-Surface: 1.4mm (Mechanical Surface Detection)
- Electronics: DAE4 Sn1210; Calibrated: 2019.7.23
- Phantom: SAM1; Type: SAM; Serial: 1697
- Measurement SW: DASY52, Version 52.10 (1); SEMCAD X Version 14.6.11 (7439)

**Ch64/Area Scan (101x101x1):** Interpolated grid: dx=1.000 mm, dy=1.000 mm

Maximum value of SAR (interpolated) = 2.27 W/kg


**Ch64/Zoom Scan (8x8x7)/Cube 0:** Measurement grid: dx=4mm, dy=4mm, dz=1.4mm

Reference Value = 1.697 V/m; Power Drift = -0.09 dB

Peak SAR (extrapolated) = 3.24 W/kg

**SAR(1 g) = 0.864 W/kg; SAR(10 g) = 0.222 W/kg**

Maximum value of SAR (measured) = 2.01 W/kg



0 dB = 2.27 W/kg = 3.56 dBW/kg

### 52\_WLAN 5GHz\_802.11a 6Mbps\_Back\_5mm\_Ch100

Communication System: UID 0, 802.11a (0); Frequency: 5500 MHz; Duty Cycle: 1:1.149  
Medium: HSL\_5000 Medium parameters used:  $f = 5500$  MHz;  $\sigma = 4.868$  S/m;  $\epsilon_r = 35.997$ ;  $\rho = 1000$  kg/m<sup>3</sup>  
Ambient Temperature : 23.3 °C; Liquid Temperature : 22.8 °C

#### DASY5 Configuration:

- Probe: EX3DV4 - SN3857; ConvF(4.92, 4.92, 4.92); Calibrated: 2019.5.27
- Sensor-Surface: 1.4mm (Mechanical Surface Detection)
- Electronics: DAE4 Sn1210; Calibrated: 2019.7.23
- Phantom: SAM1; Type: SAM; Serial: 1697
- Measurement SW: DASY52, Version 52.10 (1); SEMCAD X Version 14.6.11 (7439)

#### Ch100/Area Scan (101x101x1): Interpolated grid: dx=1.000 mm, dy=1.000 mm

Maximum value of SAR (interpolated) = 1.89 W/kg

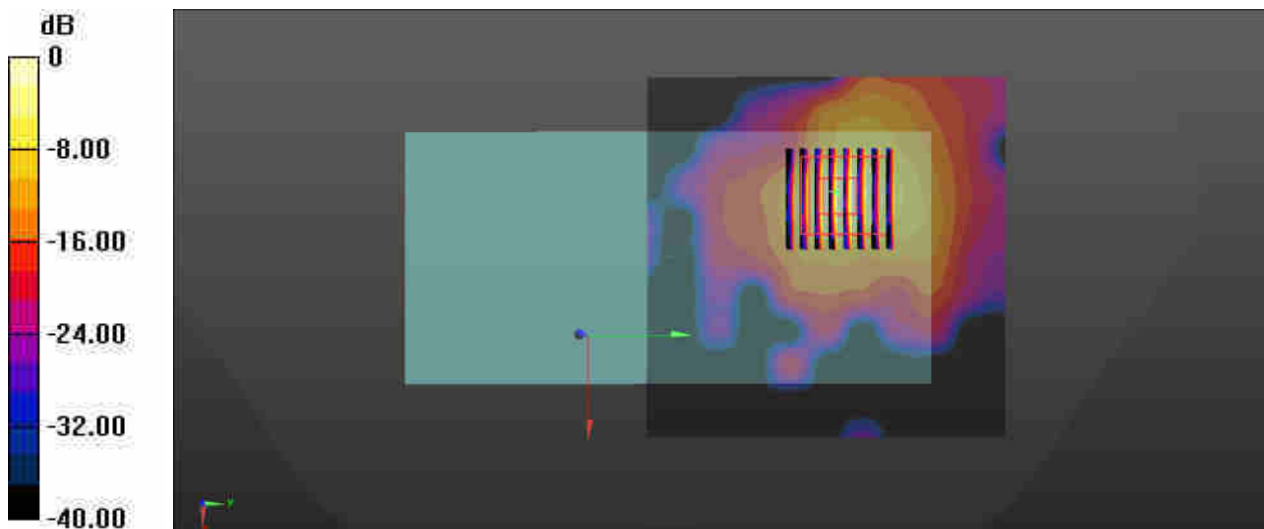
#### Ch100/Zoom Scan (8x8x7)/Cube 0: Measurement grid: dx=4mm, dy=4mm, dz=1.4mm

Reference Value = 0.9360 V/m; Power Drift = 0.02 dB

Peak SAR (extrapolated) = 3.49 W/kg

**SAR(1 g) = 0.780 W/kg; SAR(10 g) = 0.198 W/kg**

Maximum value of SAR (measured) = 2.05 W/kg



0 dB = 1.89 W/kg = 2.76 dBW/kg

### 53\_WLAN 5GHz\_802.11a 6Mbps\_Back\_5mm\_Ch157

Communication System: UID 0, 802.11a (0); Frequency: 5785 MHz; Duty Cycle: 1:1.149  
Medium: HSL\_5000 Medium parameters used:  $f = 5785$  MHz;  $\sigma = 5.199$  S/m;  $\epsilon_r = 35.547$ ;  $\rho = 1000$  kg/m<sup>3</sup>  
Ambient Temperature : 23.3 °C; Liquid Temperature : 22.8 °C

#### DASY5 Configuration:

- Probe: EX3DV4 - SN3857; ConvF(5.17, 5.17, 5.17); Calibrated: 2019.5.27
- Sensor-Surface: 1.4mm (Mechanical Surface Detection)
- Electronics: DAE4 Sn1210; Calibrated: 2019.7.23
- Phantom: SAM1; Type: SAM; Serial: 1697
- Measurement SW: DASY52, Version 52.10 (1); SEMCAD X Version 14.6.11 (7439)

**Ch157/Area Scan (101x101x1):** Interpolated grid: dx=1.000 mm, dy=1.000 mm

Maximum value of SAR (interpolated) = 1.76 W/kg

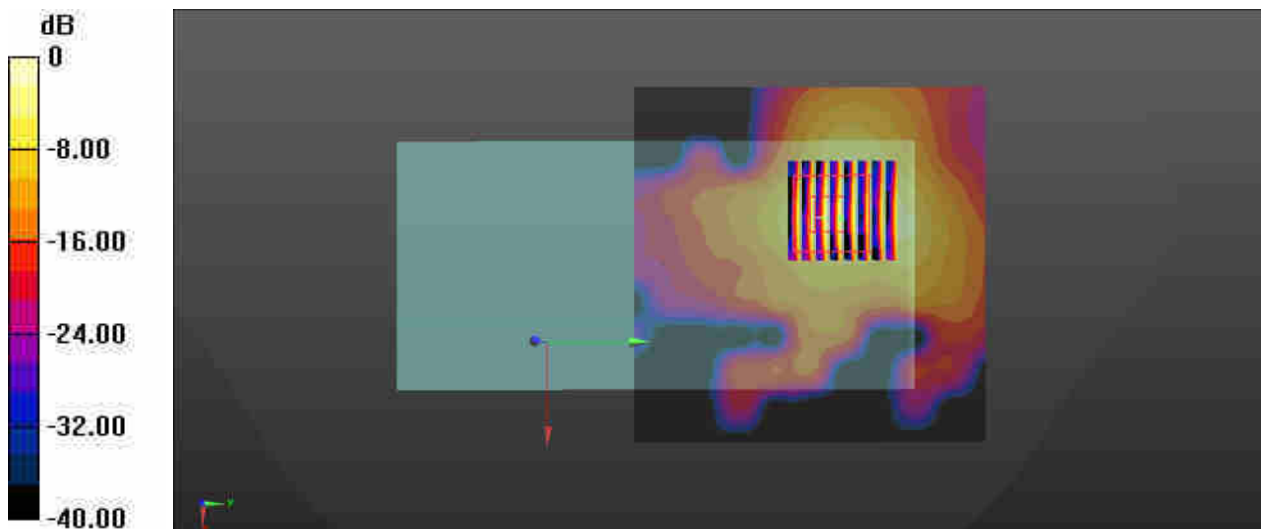
**Ch157/Zoom Scan (8x8x7)/Cube 0:** Measurement grid: dx=4mm, dy=4mm, dz=1.4mm

Reference Value = 1.925 V/m; Power Drift = -0.06 dB

Peak SAR (extrapolated) = 3.64 W/kg

**SAR(1 g) = 0.901 W/kg; SAR(10 g) = 0.252 W/kg**

Maximum value of SAR (measured) = 2.04 W/kg



0 dB = 1.76 W/kg = 2.46 dBW/kg

**54\_GSM850\_GPRS 2 Tx slots\_Front\_0mm\_Ch128**

Communication System: UID 0, GSM850-2UP (0); Frequency: 824.2 MHz; Duty Cycle: 1:4.15  
 Medium: HSL\_835 Medium parameters used:  $f = 824.2$  MHz;  $\sigma = 0.874$  S/m;  $\epsilon_r = 42.224$ ;  $\rho = 1000$  kg/m<sup>3</sup>  
 Ambient Temperature : 23.1 °C; Liquid Temperature : 22.9 °C

DASY5 Configuration:

- Probe: EX3DV4 - SN3857; ConvF(9.48, 9.48, 9.48); Calibrated: 2019.5.27
- Sensor-Surface: 1.4mm (Mechanical Surface Detection)
- Electronics: DAE4 Sn1210; Calibrated: 2019.7.23
- Phantom: SAM1; Type: SAM; Serial: TP-1753
- Measurement SW: DASY52, Version 52.10 (1); SEMCAD X Version 14.6.11 (7439)

**Ch128/Area Scan (81x71x1):** Interpolated grid: dx=1.500 mm, dy=1.500 mm

Maximum value of SAR (interpolated) = 2.99 W/kg

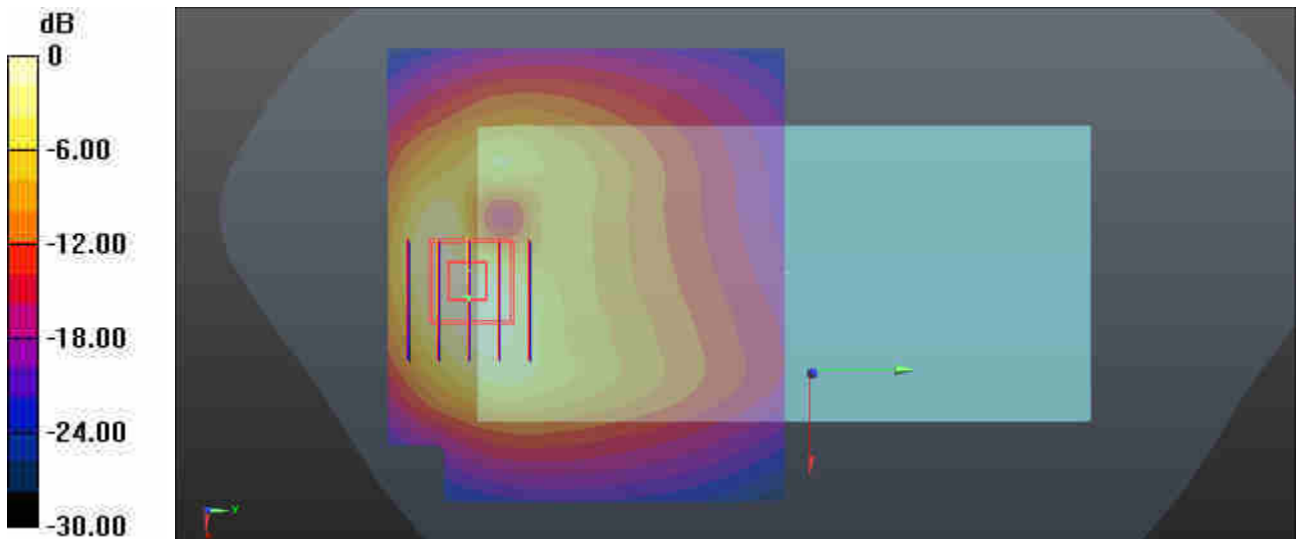
**Ch128/Zoom Scan (5x5x7)/Cube 0:** Measurement grid: dx=8mm, dy=8mm, dz=5mm

Reference Value = 8.065 V/m; Power Drift = 0.13 dB

Peak SAR (extrapolated) = 9.59 W/kg

**SAR(1 g) = 2.84 W/kg; SAR(10 g) = 1.31 W/kg**

Maximum value of SAR (measured) = 4.16 W/kg



0 dB = 2.99 W/kg = 4.76 dBW/kg

**55\_GSM1900\_GPRS 2 Tx slots\_Back\_0mm\_Ch810**

Communication System: UID 0, PCS-2UP (0); Frequency: 1909.8 MHz; Duty Cycle: 1:4.15  
 Medium: HSL\_1900 Medium parameters used:  $f = 1910$  MHz;  $\sigma = 1.402$  S/m;  $\epsilon_r = 38.136$ ;  $\rho = 1000$  kg/m<sup>3</sup>  
 Ambient Temperature : 23.2 °C; Liquid Temperature : 22.7 °C

DASY5 Configuration:

- Probe: EX3DV4 - SN3857; ConvF(8.10, 8.10, 8.10); Calibrated: 2019.5.27
- Sensor-Surface: 1.4mm (Mechanical Surface Detection)
- Electronics: DAE4 Sn1210; Calibrated: 2019.7.23
- Phantom: SAM2; Type: SAM; Serial: TP-1754
- Measurement SW: DASY52, Version 52.10 (1); SEMCAD X Version 14.6.11 (7439)

**Ch810/Area Scan (81x81x1):** Interpolated grid: dx=1.500 mm, dy=1.500 mm

Maximum value of SAR (interpolated) = 3.76 W/kg

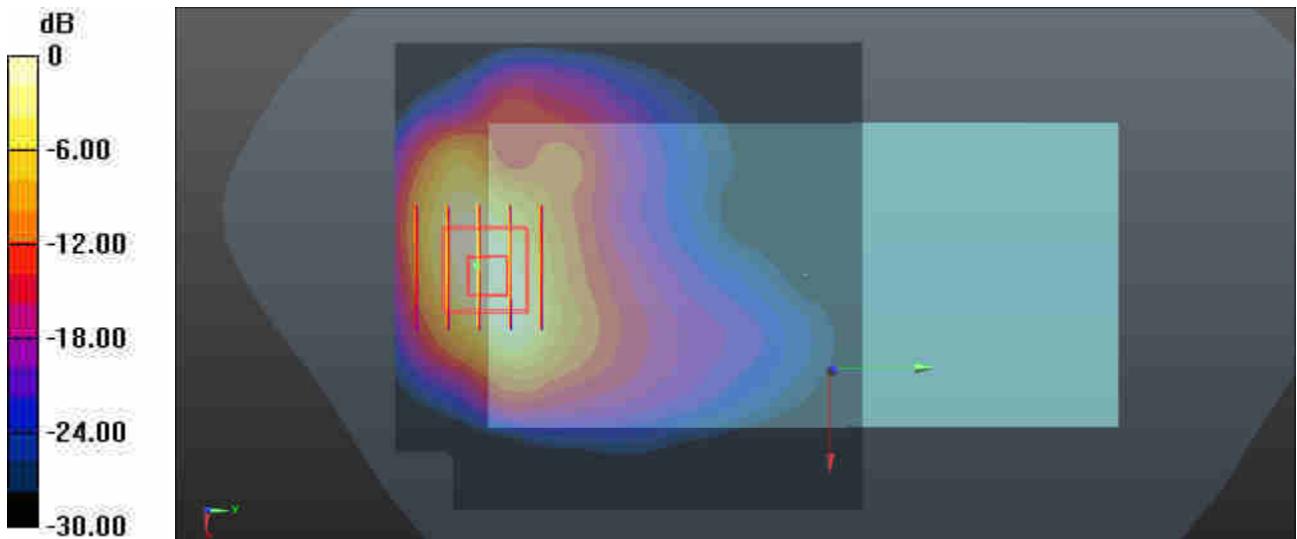
**Ch810/Zoom Scan (5x5x7)/Cube 0:** Measurement grid: dx=8mm, dy=8mm, dz=5mm

Reference Value = 1.780 V/m; Power Drift = 0.03 dB

Peak SAR (extrapolated) = 7.17 W/kg

**SAR(1 g) = 3.29 W/kg; SAR(10 g) = 1.51 W/kg**

Maximum value of SAR (measured) = 4.09 W/kg



0 dB = 3.76 W/kg = 5.75 dBW/kg

**56\_WCDMA II\_RMC 12.2Kbps\_Back\_0mm\_Ch9262**

Communication System: UID 0, WCDMA (0); Frequency: 1852.4 MHz; Duty Cycle: 1:1  
 Medium: HSL\_1900 Medium parameters used:  $f = 1852.4$  MHz;  $\sigma = 1.345$  S/m;  $\epsilon_r = 38.377$ ;  $\rho = 1000$  kg/m<sup>3</sup>  
 Ambient Temperature : 23.2 °C; Liquid Temperature : 22.7 °C

DASY5 Configuration:

- Probe: EX3DV4 - SN3857; ConvF(8.10, 8.10, 8.10); Calibrated: 2019.5.27
- Sensor-Surface: 1.4mm (Mechanical Surface Detection)
- Electronics: DAE4 Sn1210; Calibrated: 2019.7.23
- Phantom: SAM2; Type: SAM; Serial: TP-1754
- Measurement SW: DASY52, Version 52.10 (1); SEMCAD X Version 14.6.11 (7439)

**Ch9262/Area Scan (71x131x1):** Interpolated grid: dx=1.500 mm, dy=1.500 mm

Maximum value of SAR (interpolated) = 7.21 W/kg

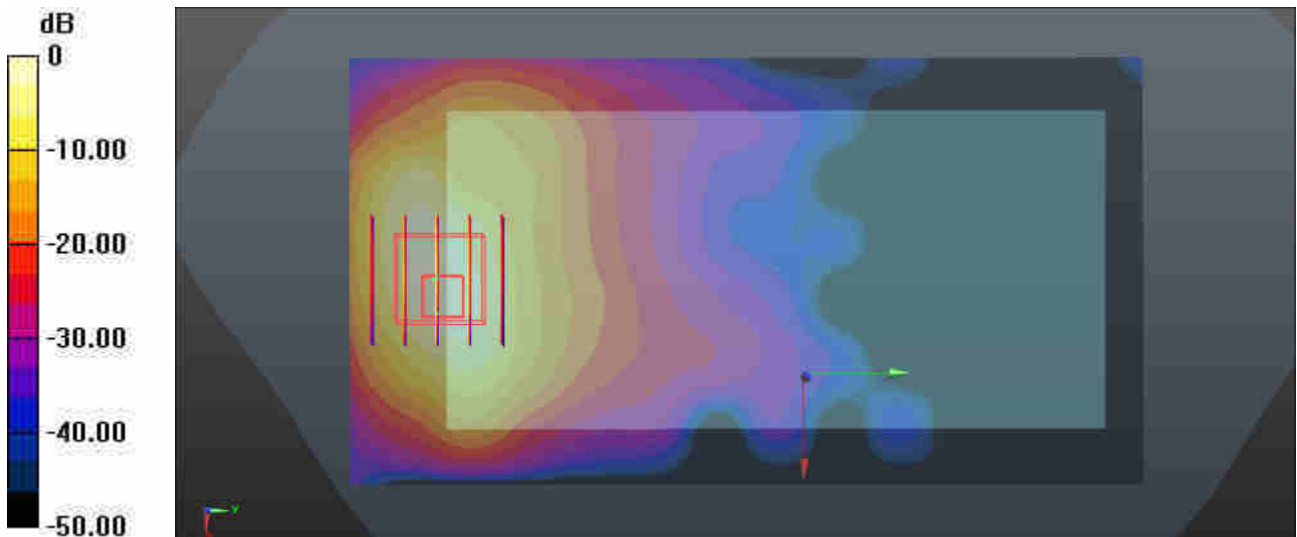
**Ch9262/Zoom Scan (5x5x7)/Cube 0:** Measurement grid: dx=8mm, dy=8mm, dz=5mm

Reference Value = 0.9900 V/m; Power Drift = 0.02 dB

Peak SAR (extrapolated) = 13.7 W/kg

**SAR(1 g) = 5.83 W/kg; SAR(10 g) = 2.65 W/kg**

Maximum value of SAR (measured) = 7.83 W/kg



0 dB = 7.21 W/kg = 8.58 dBW/kg

**57\_WCDMA IV\_RMC 12.2Kbps\_Bottom Side\_0mm\_Ch1513**

Communication System: UID 0, WCDMA (0); Frequency: 1752.6 MHz; Duty Cycle: 1:1  
 Medium: HSL\_1750 Medium parameters used:  $f = 1753 \text{ MHz}$ ;  $\sigma = 1.407 \text{ S/m}$ ;  $\epsilon_r = 39.047$ ;  $\rho = 1000 \text{ kg/m}^3$   
 Ambient Temperature :  $23.3 \text{ }^\circ\text{C}$ ; Liquid Temperature :  $22.6 \text{ }^\circ\text{C}$

DASY5 Configuration:

- PProbe: EX3DV4 - SN3857; ConvF(8.46, 8.46, 8.46); Calibrated: 2019.5.27
- Sensor-Surface: 1.4mm (Mechanical Surface Detection)
- Electronics: DAE4 Sn1210; Calibrated: 2019.7.23
- Phantom: SAM2; Type: SAM; Serial: TP-1754
- Measurement SW: DASY52, Version 52.10 (1); SEMCAD X Version 14.6.11 (7439)

**Ch1513/Area Scan (41x71x1):** Interpolated grid:  $dx=1.500 \text{ mm}$ ,  $dy=1.500 \text{ mm}$

Maximum value of SAR (interpolated) =  $9.59 \text{ W/kg}$

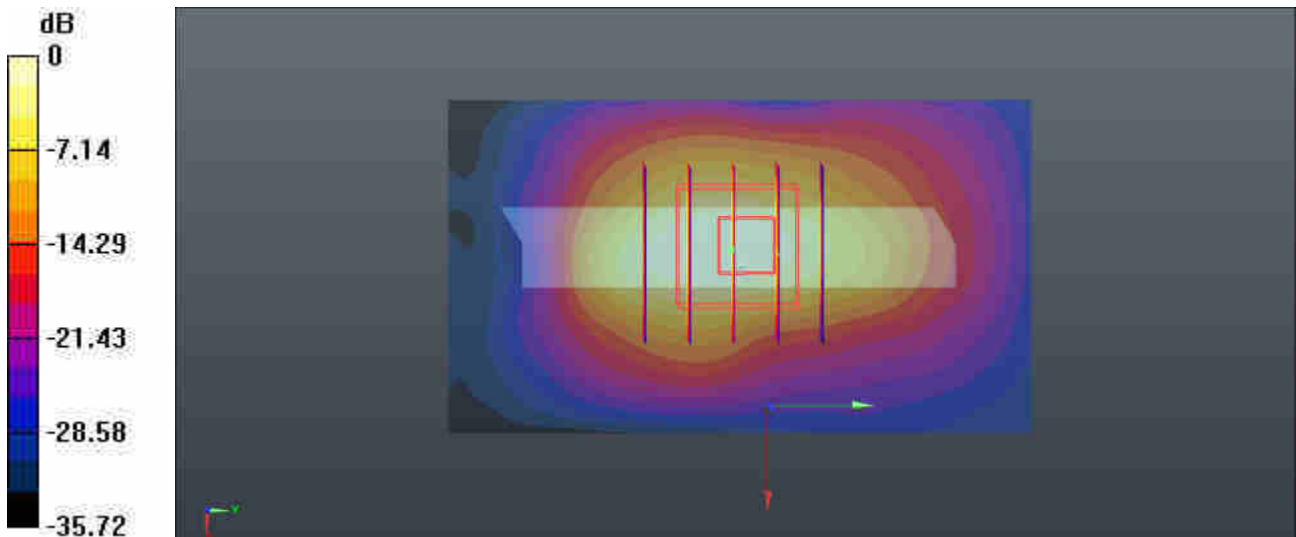
**Ch1513/Zoom Scan (5x5x7)/Cube 0:** Measurement grid:  $dx=8\text{mm}$ ,  $dy=8\text{mm}$ ,  $dz=5\text{mm}$

Reference Value =  $72.06 \text{ V/m}$ ; Power Drift =  $0.07 \text{ dB}$

Peak SAR (extrapolated) =  $13.1 \text{ W/kg}$

**SAR(1 g) =  $6.36 \text{ W/kg}$ ; SAR(10 g) =  $2.86 \text{ W/kg}$**

Maximum value of SAR (measured) =  $8.42 \text{ W/kg}$



$0 \text{ dB} = 9.59 \text{ W/kg} = 9.82 \text{ dBW/kg}$

**58\_WCDMA V\_RMC 12.2Kbps\_Front\_0mm\_Ch4233**

Communication System: UID 0, WCDMA (0); Frequency: 846.6 MHz; Duty Cycle: 1:1  
 Medium: HSL\_835 Medium parameters used:  $f = 847 \text{ MHz}$ ;  $\sigma = 0.894 \text{ S/m}$ ;  $\epsilon_r = 42.002$ ;  $\rho = 1000 \text{ kg/m}^3$   
 Ambient Temperature :  $23.1 \text{ }^\circ\text{C}$ ; Liquid Temperature :  $22.9 \text{ }^\circ\text{C}$

DASY5 Configuration:

- Probe: EX3DV4 - SN3857; ConvF(9.48, 9.48, 9.48); Calibrated: 2019.5.27
- Sensor-Surface: 1.4mm (Mechanical Surface Detection)
- Electronics: DAE4 Sn1210; Calibrated: 2019.7.23
- Phantom: SAM1; Type: SAM; Serial: TP-1753
- Measurement SW: DASY52, Version 52.10 (1); SEMCAD X Version 14.6.11 (7439)

**Ch4233/Area Scan (71x81x1):** Interpolated grid:  $dx=1.500 \text{ mm}$ ,  $dy=1.500 \text{ mm}$

Maximum value of SAR (interpolated) =  $8.02 \text{ W/kg}$


**Ch4233/Zoom Scan (7x6x7)/Cube 0:** Measurement grid:  $dx=8\text{mm}$ ,  $dy=8\text{mm}$ ,  $dz=5\text{mm}$

Reference Value =  $10.90 \text{ V/m}$ ; Power Drift =  $0.13 \text{ dB}$

Peak SAR (extrapolated) =  $11.2 \text{ W/kg}$

**SAR(1 g) =  $4.33 \text{ W/kg}$ ; SAR(10 g) =  $2.02 \text{ W/kg}$**

Maximum value of SAR (measured) =  $5.31 \text{ W/kg}$



$0 \text{ dB} = 8.02 \text{ W/kg} = 9.04 \text{ dBW/kg}$

**59\_LTE Band 2\_20M\_QPSK\_1RB\_0Offset\_Back\_0mm\_Ch18700**

Communication System: UID 0, LTE-FDD (0); Frequency: 1860 MHz; Duty Cycle: 1:1  
 Medium: HSL\_1900 Medium parameters used:  $f = 1860$  MHz;  $\sigma = 1.353$  S/m;  $\epsilon_r = 38.347$ ;  $\rho = 1000$  kg/m<sup>3</sup>  
 Ambient Temperature : 23.2 °C; Liquid Temperature : 22.7 °C

DASY5 Configuration:

- Probe: EX3DV4 - SN3857; ConvF(8.10, 8.10, 8.10); Calibrated: 2019.5.27
- Sensor-Surface: 1.4mm (Mechanical Surface Detection)
- Electronics: DAE4 Sn1210; Calibrated: 2019.7.23
- Phantom: SAM2; Type: SAM; Serial: TP-1754
- Measurement SW: DASY52, Version 52.10 (1); SEMCAD X Version 14.6.11 (7439)

**Ch18700/Area Scan (81x71x1):** Interpolated grid: dx=1.500 mm, dy=1.500 mm

Maximum value of SAR (interpolated) = 7.12 W/kg

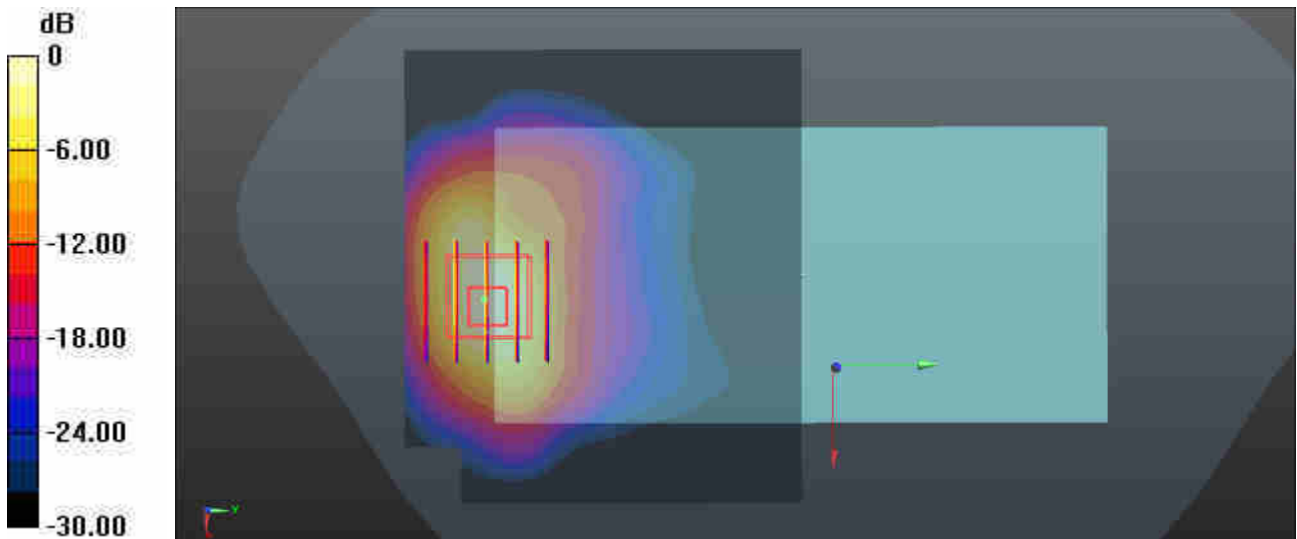
**Ch18700/Zoom Scan (5x5x7)/Cube 0:** Measurement grid: dx=8mm, dy=8mm, dz=5mm

Reference Value = 0.8660 V/m; Power Drift = 0.02 dB

Peak SAR (extrapolated) = 12.8 W/kg

**SAR(1 g) = 5.47 W/kg; SAR(10 g) = 2.56 W/kg**

Maximum value of SAR (measured) = 7.19 W/kg



0 dB = 7.12 W/kg = 8.40 dBW/kg

**60\_LTE Band 66\_20M\_QPSK\_50RB\_0Offset\_Bottom Side\_0mm\_Ch132572**

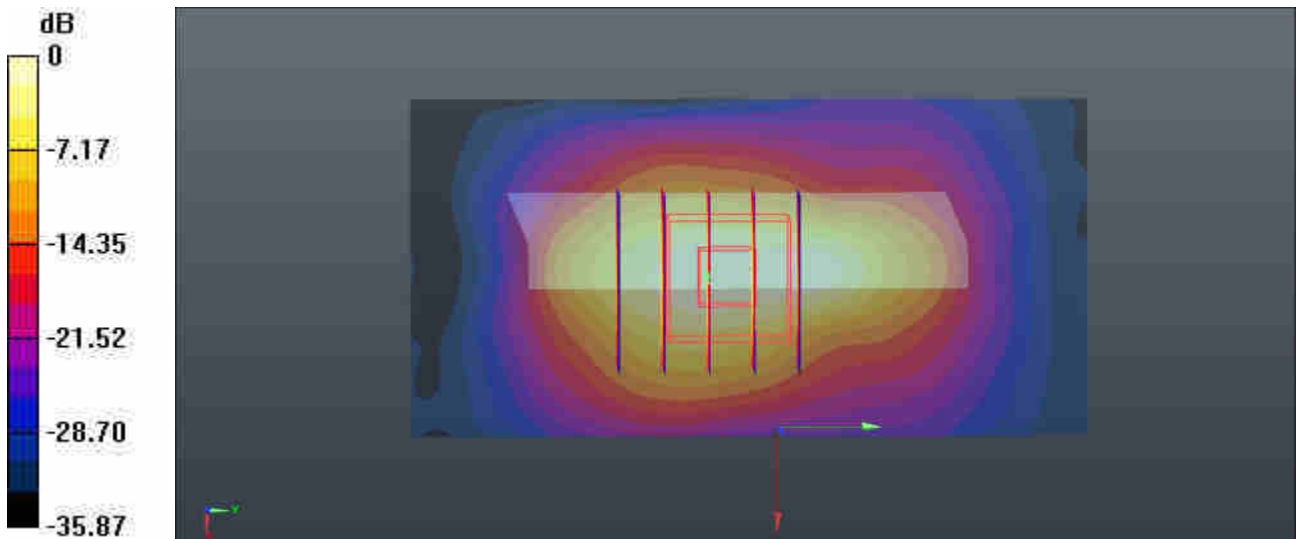
Communication System: UID 0, LTE-FDD (0); Frequency: 1770 MHz; Duty Cycle: 1:1  
 Medium: HSL\_1750 Medium parameters used:  $f = 1770$  MHz;  $\sigma = 1.425$  S/m;  $\epsilon_r = 38.974$ ;  $\rho = 1000$  kg/m<sup>3</sup>  
 Ambient Temperature : 23.3 °C; Liquid Temperature : 22.6 °C

DASY5 Configuration:

- PProbe: EX3DV4 - SN3857; ConvF(8.46, 8.46, 8.46); Calibrated: 2019.5.27
- Sensor-Surface: 1.4mm (Mechanical Surface Detection)
- Electronics: DAE4 Sn1210; Calibrated: 2019.7.23
- Phantom: SAM2; Type: SAM; Serial: TP-1754
- Measurement SW: DASY52, Version 52.10 (1); SEMCAD X Version 14.6.11 (7439)

**Ch132572/Area Scan (41x81x1):** Interpolated grid: dx=1.500 mm, dy=1.500 mm  
 Maximum value of SAR (interpolated) = 8.27 W/kg

**Ch132572/Zoom Scan (5x5x7)/Cube 0:** Measurement grid: dx=8mm, dy=8mm, dz=5mm  
 Reference Value = 72.57 V/m; Power Drift = -0.04 dB  
 Peak SAR (extrapolated) = 11.8 W/kg  
**SAR(1 g) = 5.7 W/kg; SAR(10 g) = 2.59 W/kg**  
 Maximum value of SAR (measured) = 7.63 W/kg



0 dB = 8.27 W/kg = 9.18 dBW/kg

**61\_LTE Band 5\_10M\_QPSK\_1RB\_49Offset\_Front\_0mm\_Ch20525**


Communication System: UID 0, LTE-FDD (0); Frequency: 836.5 MHz; Duty Cycle: 1:1  
 Medium: HSL\_835 Medium parameters used:  $f = 836.5$  MHz;  $\sigma = 0.885$  S/m;  $\epsilon_r = 42.101$ ;  $\rho = 1000$  kg/m<sup>3</sup>  
 Ambient Temperature : 23.1 °C; Liquid Temperature : 22.9 °C

DASY5 Configuration:

- Probe: EX3DV4 - SN3857; ConvF(9.48, 9.48, 9.48); Calibrated: 2019.5.27
- Sensor-Surface: 1.4mm (Mechanical Surface Detection)
- Electronics: DAE4 Sn1210; Calibrated: 2019.7.23
- Phantom: SAM1; Type: SAM; Serial: TP-1753
- Measurement SW: DASY52, Version 52.10 (1); SEMCAD X Version 14.6.11 (7439)

**Ch20525/Area Scan (81x81x1):** Interpolated grid: dx=1.500 mm, dy=1.500 mm  
 Maximum value of SAR (interpolated) = 4.04 W/kg

**Ch20525/Zoom Scan (6x6x7)/Cube 0:** Measurement grid: dx=8mm, dy=8mm, dz=5mm  
 Reference Value = 10.63 V/m; Power Drift = -0.05 dB  
 Peak SAR (extrapolated) = 8.98 W/kg  
**SAR(1 g) = 3.3 W/kg; SAR(10 g) = 1.58 W/kg**  
 Maximum value of SAR (measured) = 4.16 W/kg



0 dB = 4.04 W/kg = 6.06 dBW/kg

**62\_LTE Band 14\_10M\_QPSK\_1RB\_0Offset\_Bottom Side\_0mm\_Ch23330**


Communication System: UID 0, LTE-FDD (0); Frequency: 793 MHz; Duty Cycle: 1:1  
 Medium: HSL\_750 Medium parameters used:  $f = 793 \text{ MHz}$ ;  $\sigma = 0.942 \text{ S/m}$ ;  $\epsilon_r = 41.792$ ;  $\rho = 1000 \text{ kg/m}^3$   
 Ambient Temperature :  $23.3 \text{ }^\circ\text{C}$ ; Liquid Temperature :  $22.7 \text{ }^\circ\text{C}$

DASY5 Configuration:

- Probe: EX3DV4 - SN3857; ConvF(9.77, 9.77, 9.77); Calibrated: 2019.5.27
- Sensor-Surface: 1.4mm (Mechanical Surface Detection)
- Electronics: DAE4 Sn1210; Calibrated: 2019.7.23
- Phantom: SAM1; Type: SAM; Serial: TP-1753
- Measurement SW: DASY52, Version 52.10 (1); SEMCAD X Version 14.6.11 (7439)

**Ch23330/Area Scan (41x71x1):** Interpolated grid:  $dx=1.500 \text{ mm}$ ,  $dy=1.500 \text{ mm}$   
 Maximum value of SAR (interpolated) =  $4.06 \text{ W/kg}$

**Ch23330/Zoom Scan (5x6x7)/Cube 0:** Measurement grid:  $dx=8\text{mm}$ ,  $dy=8\text{mm}$ ,  $dz=5\text{mm}$   
 Reference Value =  $50.90 \text{ V/m}$ ; Power Drift =  $0.02 \text{ dB}$   
 Peak SAR (extrapolated) =  $12.6 \text{ W/kg}$   
**SAR(1 g) =  $2.74 \text{ W/kg}$ ; SAR(10 g) =  $0.899 \text{ W/kg}$**   
 Maximum value of SAR (measured) =  $4.14 \text{ W/kg}$



$0 \text{ dB} = 4.06 \text{ W/kg} = 6.09 \text{ dBW/kg}$

**63\_LTE Band 30\_10M\_QPSK\_25RB\_0Offset\_Back\_0mm\_Ch27710**

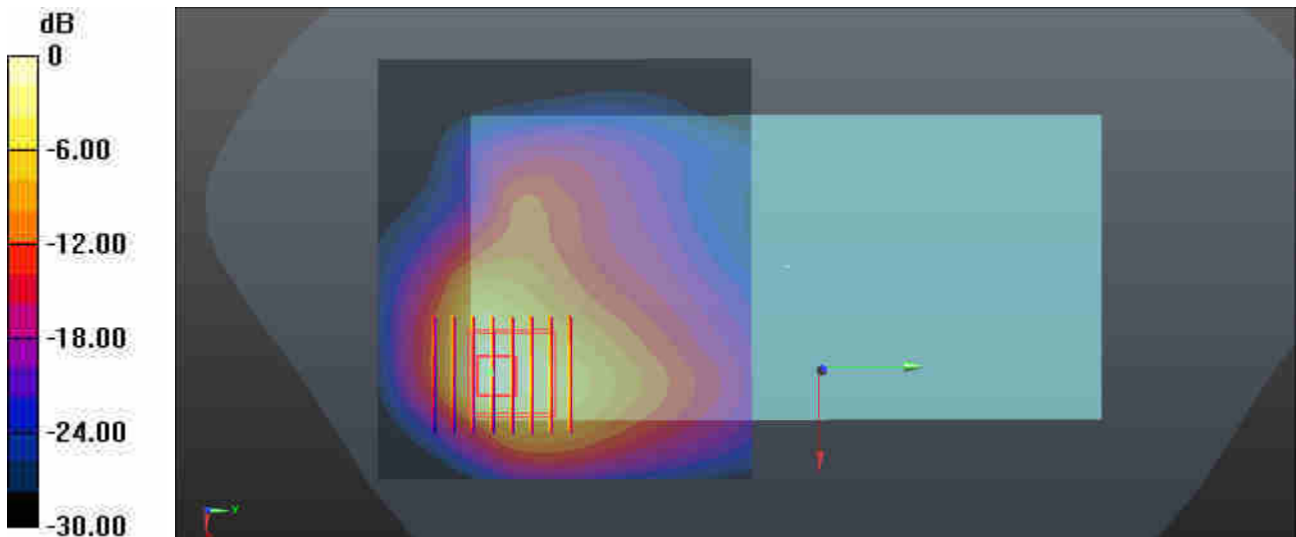
Communication System: UID 0, LTE-FDD (0); Frequency: 2310 MHz; Duty Cycle: 1:1  
 Medium: HSL\_2300 Medium parameters used:  $f = 2310$  MHz;  $\sigma = 1.729$  S/m;  $\epsilon_r = 39.831$ ;  $\rho = 1000$  kg/m<sup>3</sup>  
 Ambient Temperature : 23.3 °C; Liquid Temperature : 22.8 °C

DASY5 Configuration:

- Probe: EX3DV4 - SN3857; ConvF(7.88, 7.88, 7.88); Calibrated: 2019.5.27
- Sensor-Surface: 1.4mm (Mechanical Surface Detection)
- Electronics: DAE4 Sn1210; Calibrated: 2019.7.23
- Phantom: SAM2; Type: SAM; Serial: TP-1754
- Measurement SW: DASY52, Version 52.10 (1); SEMCAD X Version 14.6.11 (7439)

**Ch27710/Area Scan (91x81x1):** Interpolated grid: dx=1.200 mm, dy=1.200 mm  
 Maximum value of SAR (interpolated) = 8.39 W/kg

**Ch27710/Zoom Scan (7x8x7)/Cube 0:** Measurement grid: dx=5mm, dy=5mm, dz=5mm  
 Reference Value = 2.988 V/m; Power Drift = 0.09 dB  
 Peak SAR (extrapolated) = 13.3 W/kg  
**SAR(1 g) = 5.11 W/kg; SAR(10 g) = 2.23 W/kg**  
 Maximum value of SAR (measured) = 6.99 W/kg



0 dB = 8.39 W/kg = 9.24 dBW/kg

### 64\_WLAN 2.4GHz\_802.11b 1Mbps\_Back\_9mm\_Ch6

Communication System: UID 0, 802.11b (0); Frequency: 2437 MHz; Duty Cycle: 1:1.025  
Medium: HSL\_2450 Medium parameters used:  $f = 2437$  MHz;  $\sigma = 1.876$  S/m;  $\epsilon_r = 39.302$ ;  $\rho = 1000$  kg/m<sup>3</sup>  
Ambient Temperature : 23.3 °C; Liquid Temperature : 22.8 °C

#### DASY5 Configuration:

- Probe: EX3DV4 - SN3857; ConvF(7.50, 7.50, 7.50); Calibrated: 2019.5.27
- Sensor-Surface: 1.4mm (Mechanical Surface Detection)
- Electronics: DAE4 Sn1210; Calibrated: 2019.7.23
- Phantom: SAM2; Type: SAM; Serial: TP-1754
- Measurement SW: DASY52, Version 52.10 (1); SEMCAD X Version 14.6.11 (7439)

**Ch6/Area Scan (91x81x1):** Interpolated grid: dx=1.200 mm, dy=1.200 mm

Maximum value of SAR (interpolated) = 0.775 W/kg

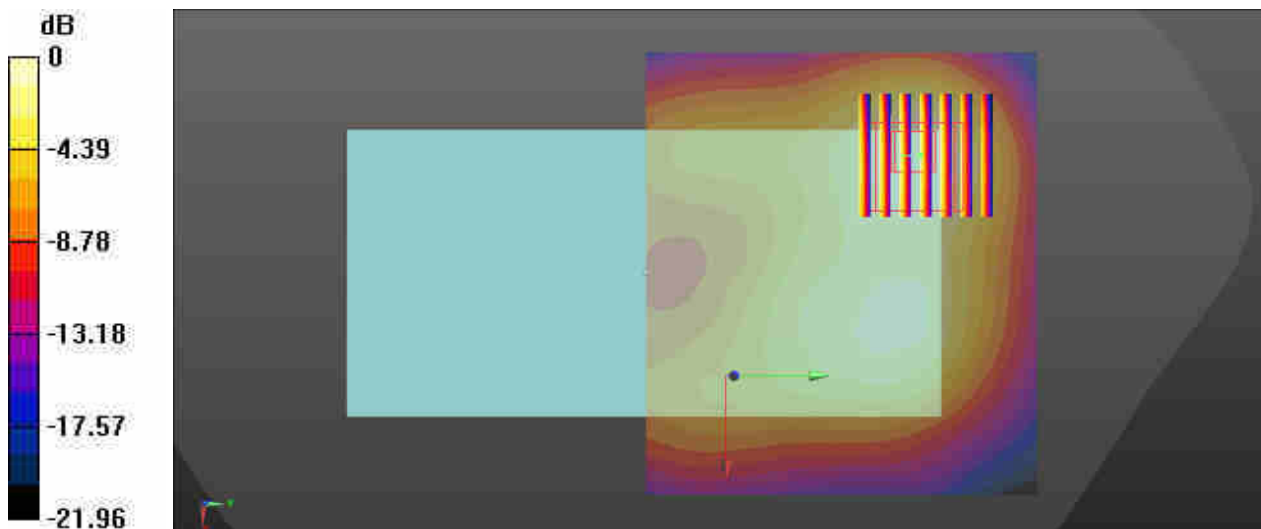
**Ch6/Zoom Scan (7x7x7)/Cube 0:** Measurement grid: dx=5mm, dy=5mm, dz=5mm

Reference Value = 7.489 V/m; Power Drift = -0.02 dB

Peak SAR (extrapolated) = 1.07 W/kg

**SAR(1 g) = 0.570 W/kg; SAR(10 g) = 0.315 W/kg**

Maximum value of SAR (measured) = 0.705 W/kg



0 dB = 0.775 W/kg = -1.11 dBW/kg

### 65\_WLAN 5GHz\_802.11a 6Mbps\_Back\_0mm\_Ch40

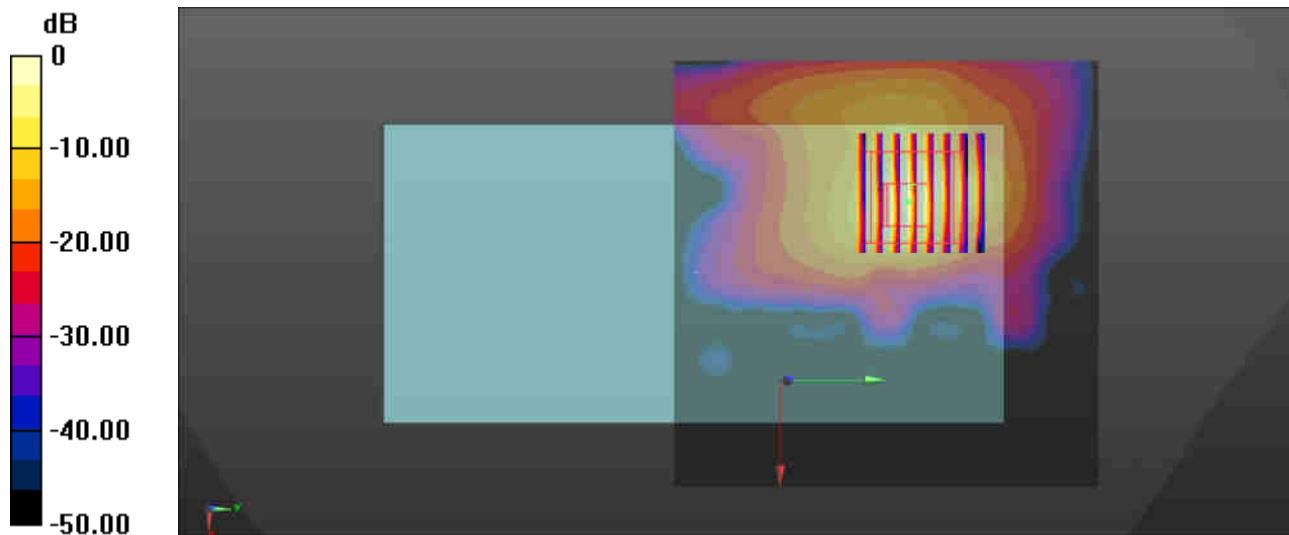
Communication System: UID 0, 802.11a (0); Frequency: 5200 MHz; Duty Cycle: 1:1.149  
Medium: HSL\_5000 Medium parameters used:  $f = 5200$  MHz;  $\sigma = 4.535$  S/m;  $\epsilon_r = 36.493$ ;  $\rho = 1000$  kg/m<sup>3</sup>  
Ambient Temperature : 23.3 °C ; Liquid Temperature : 22.7 °C

#### DASY5 Configuration:

- Probe: EX3DV4 - SN3857; ConvF(5.19, 5.19, 5.19); Calibrated: 2019.5.27
- Sensor-Surface: 1.4mm (Mechanical Surface Detection)
- Electronics: DAE4 Sn1210; Calibrated: 2019.7.23
- Phantom: SAM1; Type: SAM; Serial: 1697
- Measurement SW: DASY52, Version 52.10 (1); SEMCAD X Version 14.6.11 (7439)

**Ch40/Area Scan (101x101x1):** Interpolated grid: dx=1.000 mm, dy=1.000 mm  
Maximum value of SAR (interpolated) = 19.5 W/kg

**Ch40/Zoom Scan (8x8x7)/Cube 0:** Measurement grid: dx=4mm, dy=4mm, dz=1.4mm  
Reference Value = 0 V/m; Power Drift = 0.09 dB  
Peak SAR (extrapolated) = 35.0 W/kg  
**SAR(1 g) = 8.01 W/kg; SAR(10 g) = 1.9 W/kg**  
Maximum value of SAR (measured) = 18.2 W/kg



0 dB = 18.2 W/kg = 12.60 dBW/kg

### 66\_WLAN 5GHz\_802.11a 6Mbps\_Back\_0mm\_Ch60


Communication System: UID 0, 802.11a (0); Frequency: 5300 MHz; Duty Cycle: 1:1.149  
Medium: HSL\_5000 Medium parameters used:  $f = 5300$  MHz;  $\sigma = 4.649$  S/m;  $\epsilon_r = 36.323$ ;  $\rho = 1000$  kg/m<sup>3</sup>  
Ambient Temperature : 23.3 °C ; Liquid Temperature : 22.7 °C

#### DASY5 Configuration:

- Probe: EX3DV4 - SN3857; ConvF(5.19, 5.19, 5.19); Calibrated: 2019.5.27
- Sensor-Surface: 1.4mm (Mechanical Surface Detection)
- Electronics: DAE4 Sn1210; Calibrated: 2019.7.23
- Phantom: SAM1; Type: SAM; Serial: 1697
- Measurement SW: DASY52, Version 52.10 (1); SEMCAD X Version 14.6.11 (7439)

**Ch60/Area Scan (101x101x1):** Interpolated grid: dx=1.000 mm, dy=1.000 mm  
Maximum value of SAR (interpolated) = 15.5 W/kg

**Ch60/Zoom Scan (8x8x7)/Cube 0:** Measurement grid: dx=4mm, dy=4mm, dz=1.4mm  
Reference Value = 0.7570 V/m; Power Drift = -0.09 dB  
Peak SAR (extrapolated) = 32.9 W/kg  
**SAR(1 g) = 6.41 W/kg; SAR(10 g) = 1.6 W/kg**  
Maximum value of SAR (measured) = 16.3 W/kg



0 dB = 16.3 W/kg = 12.12 dBW/kg

### 67\_WLAN 5GHz\_802.11a 6Mbps\_Back\_0mm\_Ch116

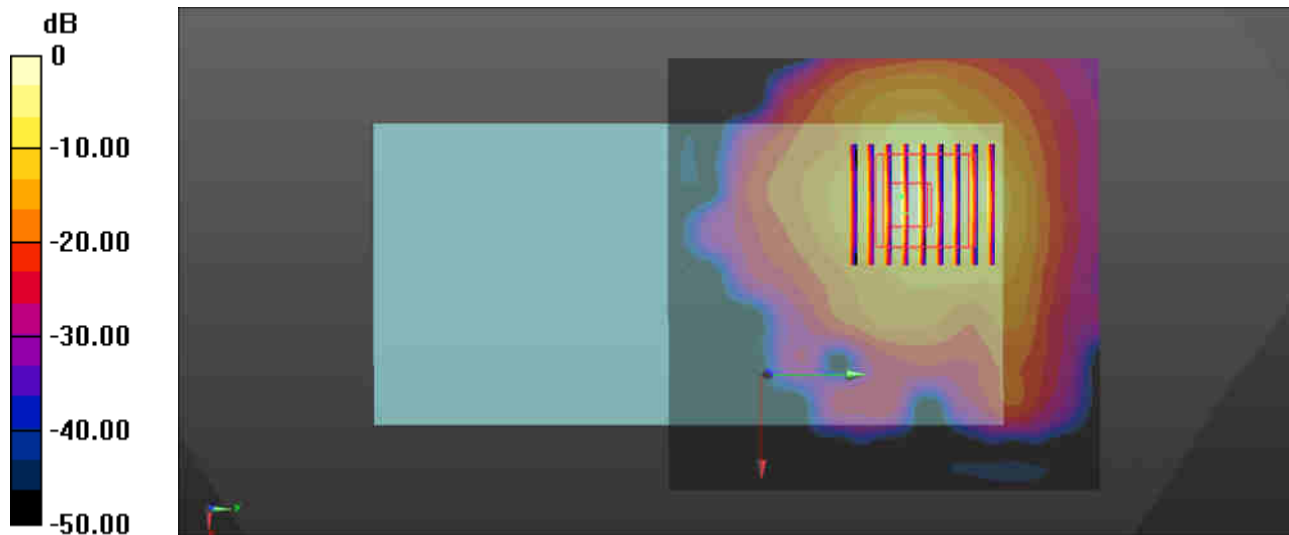
Communication System: UID 0, 802.11a (0); Frequency: 5580 MHz; Duty Cycle: 1:1.149  
Medium: HSL\_5000 Medium parameters used:  $f = 5580$  MHz;  $\sigma = 4.966$  S/m;  $\epsilon_r = 35.889$ ;  $\rho = 1000$  kg/m<sup>3</sup>  
Ambient Temperature : 23.3 °C ; Liquid Temperature : 22.8 °C

#### DASY5 Configuration:

- Probe: EX3DV4 - SN3857; ConvF(4.92, 4.92, 4.92); Calibrated: 2019.5.27
- Sensor-Surface: 1.4mm (Mechanical Surface Detection)
- Electronics: DAE4 Sn1210; Calibrated: 2019.7.23
- Phantom: SAM1; Type: SAM; Serial: 1697
- Measurement SW: DASY52, Version 52.10 (1); SEMCAD X Version 14.6.11 (7439)

**Ch116/Area Scan (101x101x1):** Interpolated grid: dx=1.000 mm, dy=1.000 mm  
Maximum value of SAR (interpolated) = 12.1 W/kg

**Ch116/Zoom Scan (8x9x7)/Cube 0:** Measurement grid: dx=4mm, dy=4mm, dz=1.4mm  
Reference Value = 0 V/m; Power Drift = 0.09 dB  
Peak SAR (extrapolated) = 27.0 W/kg  
**SAR(1 g) = 5.9 W/kg; SAR(10 g) = 1.56 W/kg**  
Maximum value of SAR (measured) = 15.3 W/kg



0 dB = 15.3 W/kg = 11.85 dBW/kg

### 68\_WLAN 5GHz\_802.11a 6Mbps\_Back\_0mm\_Ch157

Communication System: UID 0, 802.11a (0); Frequency: 5785 MHz; Duty Cycle: 1:1.149  
Medium: HSL\_5000 Medium parameters used:  $f = 5785 \text{ MHz}$ ;  $\sigma = 5.199 \text{ S/m}$ ;  $\epsilon_r = 35.547$ ;  $\rho = 1000 \text{ kg/m}^3$   
Ambient Temperature :  $23.3 \text{ }^\circ\text{C}$ ; Liquid Temperature :  $22.8 \text{ }^\circ\text{C}$

#### DASY5 Configuration:

- Probe: EX3DV4 - SN3857; ConvF(5.17, 5.17, 5.17); Calibrated: 2019.5.27
- Sensor-Surface: 1.4mm (Mechanical Surface Detection)
- Electronics: DAE4 Sn1210; Calibrated: 2019.7.23
- Phantom: SAM1; Type: SAM; Serial: 1697
- Measurement SW: DASY52, Version 52.10 (1); SEMCAD X Version 14.6.11 (7439)

**Ch157/Area Scan (101x101x1):** Interpolated grid:  $dx=1.000 \text{ mm}$ ,  $dy=1.000 \text{ mm}$

Maximum value of SAR (interpolated) =  $11.1 \text{ W/kg}$

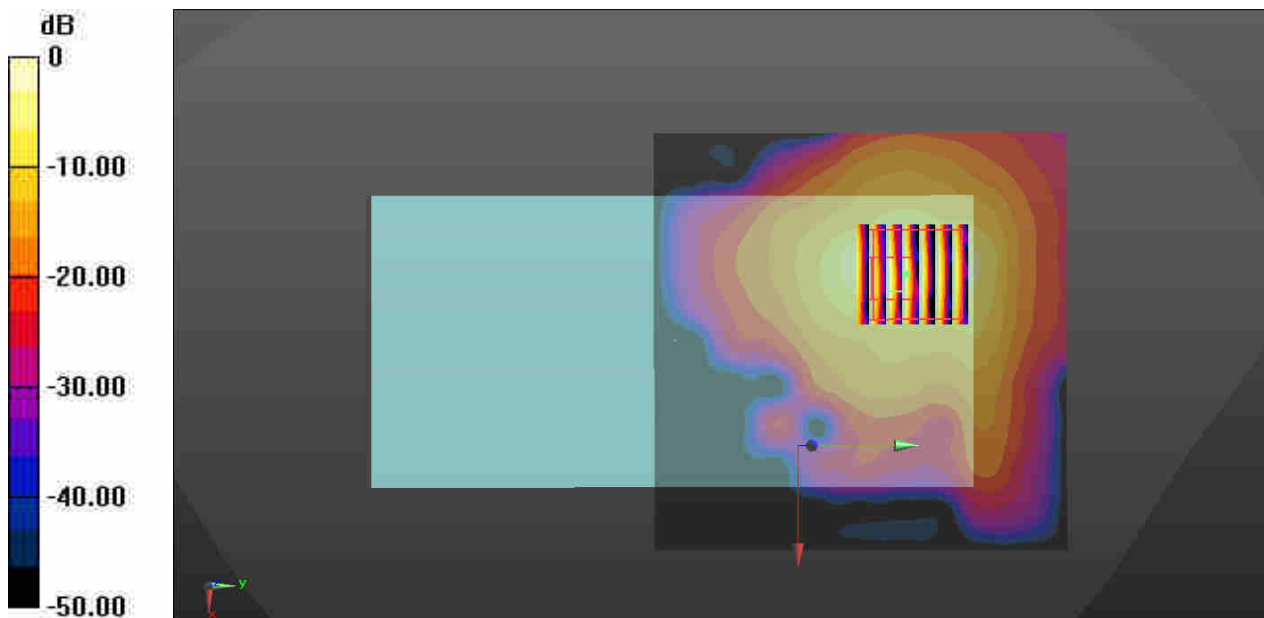
**Ch157/Zoom Scan (7x7x7)/Cube 0:** Measurement grid:  $dx=4\text{mm}$ ,  $dy=4\text{mm}$ ,  $dz=1.4\text{mm}$

Reference Value =  $0.5300 \text{ V/m}$ ; Power Drift =  $0.01 \text{ dB}$

Peak SAR (extrapolated) =  $29.0 \text{ W/kg}$

**SAR(1 g) =  $5.7 \text{ W/kg}$ ; SAR(10 g) =  $1.57 \text{ W/kg}$**

Maximum value of SAR (measured) =  $15.5 \text{ W/kg}$



0 dB =  $15.5 \text{ W/kg} = 11.90 \text{ dBW/kg}$



**Appendix C. DASYS Calibration Certificate**

The DASYS calibration certificates are shown as follows.



In Collaboration with  
**s p e a g**  
CALIBRATION LABORATORY



中国认可  
国际互认  
校准  
CALIBRATION  
CNAS L0570

Add: No.51 Xueyuan Road, Haidian District, Beijing, 100191, China  
Tel: +86-10-62304633-2079 Fax: +86-10-62304633-2504  
E-mail: cttl@chinattl.com http://www.chinattl.cn

Client **Sporton**

Certificate No: **Z19-60081**

## CALIBRATION CERTIFICATE

Object: **D750V3 - SN: 1087**

Calibration Procedure(s): **FF-Z11-003-01**  
**Calibration Procedures for dipole validation kits**

Calibration date: **March 27, 2019**

This calibration Certificate documents the traceability to national standards, which realize the physical units of measurements(SI). The measurements and the uncertainties with confidence probability are given on the following pages and are part of the certificate.

All calibrations have been conducted in the closed laboratory facility: environment temperature(22±3)°C and humidity<70%.

Calibration Equipment used (M&TE critical for calibration)

Primary Standards	ID #	Cal Date(Calibrated by, Certificate No.)	Scheduled Calibration
Power Meter NRP2	106277	20-Aug-18 (CTTL, No.J18X06862)	Aug-19
Power sensor NRP8S	104291	20-Aug-18 (CTTL, No.J18X06862)	Aug-19
Reference Probe EX3DV4	SN 3617	31-Jan-19(SPEAG,No.EX3-3617_Jan19)	Jan-20
DAE4	SN 1331	06-Feb-19(SPEAG,No.DAE4-1331_Feb19)	Feb-20
Secondary Standards	ID #	Cal Date(Calibrated by, Certificate No.)	Scheduled Calibration
Signal Generator E4438C	MY49071430	23-Jan-19 (CTTL, No.J19X00336)	Jan-20
NetworkAnalyzer E5071C	MY46110673	24-Jan-19 (CTTL, No.J19X00547)	Jan-20

	Name	Function	Signature
Calibrated by:	Zhao Jing	SAR Test Engineer	
Reviewed by:	Lin Hao	SAR Test Engineer	
Approved by:	Qi Dianyuan	SAR Project Leader	

Issued: March 29, 2019

This calibration certificate shall not be reproduced except in full without written approval of the laboratory.



In Collaboration with

**s p e a g**  
CALIBRATION LABORATORY

Add: No.51 Xueyuan Road, Haidian District, Beijing, 100191, China

Tel: +86-10-62304633-2079

Fax: +86-10-62304633-2504

E-mail: cttl@chinattl.com

http://www.chinattl.cn

### Glossary:

TSL	tissue simulating liquid
ConvF	sensitivity in TSL / NORM <sub>x,y,z</sub>
N/A	not applicable or not measured

### Calibration is Performed According to the Following Standards:

- IEEE Std 1528-2013, "IEEE Recommended Practice for Determining the Peak Spatial-Averaged Specific Absorption Rate (SAR) in the Human Head from Wireless Communications Devices: Measurement Techniques", June 2013
- IEC 62209-1, "Measurement procedure for assessment of specific absorption rate of human exposure to radio frequency fields from hand-held and body-mounted wireless communication devices- Part 1: Device used next to the ear (Frequency range of 300MHz to 6GHz)", July 2016
- IEC 62209-2, "Procedure to measure the Specific Absorption Rate (SAR) For wireless communication devices used in close proximity to the human body (frequency range of 30MHz to 6GHz)", March 2010
- KDB865664, SAR Measurement Requirements for 100 MHz to 6 GHz

### Additional Documentation:

- DASY4/5 System Handbook

### Methods Applied and Interpretation of Parameters:

- Measurement Conditions:** Further details are available from the Validation Report at the end of the certificate. All figures stated in the certificate are valid at the frequency indicated.
- Antenna Parameters with TSL:** The dipole is mounted with the spacer to position its feed point exactly below the center marking of the flat phantom section, with the arms oriented parallel to the body axis.
- Feed Point Impedance and Return Loss:** These parameters are measured with the dipole positioned under the liquid filled phantom. The impedance stated is transformed from the measurement at the SMA connector to the feed point. The Return Loss ensures low reflected power. No uncertainty required.
- Electrical Delay:** One-way delay between the SMA connector and the antenna feed point. No uncertainty required.
- SAR measured:** SAR measured at the stated antenna input power.
- SAR normalized:** SAR as measured, normalized to an input power of 1 W at the antenna connector.
- SAR for nominal TSL parameters:** The measured TSL parameters are used to calculate the nominal SAR result.

The reported uncertainty of measurement is stated as the standard uncertainty of Measurement multiplied by the coverage factor  $k=2$ , which for a normal distribution Corresponds to a coverage probability of approximately 95%.



Add: No.51 Xueyuan Road, Haidian District, Beijing, 100191, China.  
 Tel: +86-10-62304633-2079 Fax: +86-10-62304633-2504  
 E-mail: cttl@chinattl.com http://www.chinattl.cn

### Measurement Conditions

DASY system configuration, as far as not given on page 1.

DASY Version	DASY52	52.10.2.1495
Extrapolation	Advanced Extrapolation	
Phantom	Triple Flat Phantom 5.1C	
Distance Dipole Center - TSL	15 mm	with Spacer
Zoom Scan Resolution	dx, dy, dz = 5 mm	
Frequency	750 MHz ± 1 MHz	

### Head TSL parameters

The following parameters and calculations were applied.

	Temperature	Permittivity	Conductivity
Nominal Head TSL parameters	22.0 °C	41.9	0.89 mho/m
Measured Head TSL parameters	(22.0 ± 0.2) °C	43.0 ± 6 %	0.90 mho/m ± 6 %
Head TSL temperature change during test	<1.0 °C	----	----

### SAR result with Head TSL

SAR averaged over 1 cm <sup>3</sup> (1 g) of Head TSL	Condition	
SAR measured	250 mW input power	2.10 W/kg
SAR for nominal Head TSL parameters	normalized to 1W	<b>8.36 W/kg ± 18.8 % (k=2)</b>
SAR averaged over 10 cm <sup>3</sup> (10 g) of Head TSL	Condition	
SAR measured	250 mW input power	1.42 W/kg
SAR for nominal Head TSL parameters	normalized to 1W	<b>5.65 W/kg ± 18.7 % (k=2)</b>

### Body TSL parameters

The following parameters and calculations were applied.

	Temperature	Permittivity	Conductivity
Nominal Body TSL parameters	22.0 °C	55.5	0.96 mho/m
Measured Body TSL parameters	(22.0 ± 0.2) °C	56.9 ± 6 %	0.94 mho/m ± 6 %
Body TSL temperature change during test	<1.0 °C	----	----

### SAR result with Body TSL

SAR averaged over 1 cm <sup>3</sup> (1 g) of Body TSL	Condition	
SAR measured	250 mW input power	2.09 W/kg
SAR for nominal Body TSL parameters	normalized to 1W	<b>8.58 W/kg ± 18.8 % (k=2)</b>
SAR averaged over 10 cm <sup>3</sup> (10 g) of Body TSL	Condition	
SAR measured	250 mW input power	1.41 W/kg
SAR for nominal Body TSL parameters	normalized to 1W	<b>5.75 W/kg ± 18.7 % (k=2)</b>



Add: No.51 Xueyuan Road, Haidian District, Beijing, 100191, China  
Tel: +86-10-62304633-2079 Fax: +86-10-62304633-2504  
E-mail: cttl@chinattl.com http://www.chinattl.cn

## Appendix (Additional assessments outside the scope of CNAS L0570)

### Antenna Parameters with Head TSL

Impedance, transformed to feed point	52.4Ω- 2.59jΩ
Return Loss	- 29.3dB

### Antenna Parameters with Body TSL

Impedance, transformed to feed point	51.6Ω- 3.86jΩ
Return Loss	- 27.7dB

### General Antenna Parameters and Design

Electrical Delay (one direction)	0.898 ns
----------------------------------	----------

After long term use with 100W radiated power, only a slight warming of the dipole near the feedpoint can be measured.

The dipole is made of standard semirigid coaxial cable. The center conductor of the feeding line is directly connected to the second arm of the dipole. The antenna is therefore short-circuited for DC-signals. On some of the dipoles, small end caps are added to the dipole arms in order to improve matching when loaded according to the position as explained in the "Measurement Conditions" paragraph. The SAR data are not affected by this change. The overall dipole length is still according to the Standard.

No excessive force must be applied to the dipole arms, because they might bend or the soldered connections near the feedpoint may be damaged.

### Additional EUT Data

Manufactured by	SPEAG
-----------------	-------



Add: No.51 Xueyuan Road, Haidian District, Beijing, 100191, China.  
Tel: +86-10-62304633-2079 Fax: +86-10-62304633-2504  
E-mail: cttl@chinattl.com http://www.chinattl.cn

**DASY5 Validation Report for Head TSL**

Date: 03.26.2019

Test Laboratory: CTTL, Beijing, China

**DUT: Dipole 750 MHz; Type: D750V3; Serial: D750V3 - SN: 1087**

Communication System: UID 0, CW; Frequency: 750 MHz; Duty Cycle: 1:1

Medium parameters used:  $f = 750$  MHz;  $\sigma = 0.903$  S/m;  $\epsilon_r = 43.01$ ;  $\rho = 1000$  kg/m<sup>3</sup>

Phantom section: Right Section

DASY5 Configuration:

- Probe: EX3DV4 - SN3617; ConvF(10.03, 10.03, 10.03) @ 750 MHz; Calibrated: 1/31/2019
- Sensor-Surface: 1.4mm (Mechanical Surface Detection)
- Electronics: DAE4 Sn1331; Calibrated: 2/6/2019
- Phantom: MFP\_V5.1C ; Type: QD 000 P51CA; Serial: 1062
- Measurement SW: DASY52, Version 52.10 (2); SEMCAD X Version 14.6.12 (7450)


**Dipole Calibration/Zoom Scan (7x7x7) (7x7x7)/Cube 0:** Measurement grid: dx=5mm, dy=5mm, dz=5mm

Reference Value = 55.05 V/m; Power Drift = 0.01 dB

Peak SAR (extrapolated) = 3.00 W/kg

**SAR(1 g) = 2.1 W/kg; SAR(10 g) = 1.42 W/kg**

Maximum value of SAR (measured) = 2.72 W/kg

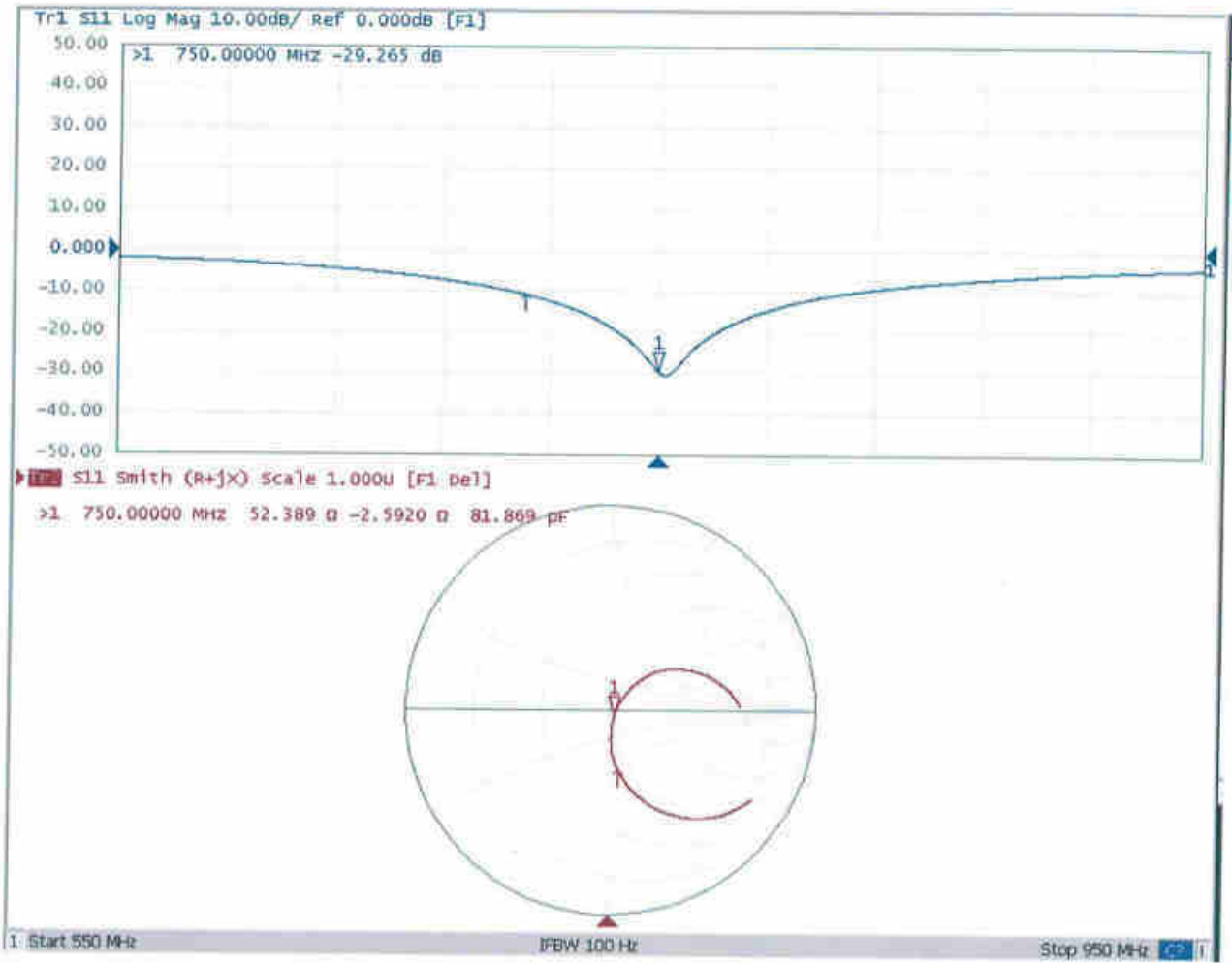


**0 dB = 2.72 W/kg = 4.35 dBW/kg**



Add: No.51 Xueyuan Road, Haidian District, Beijing, 100191, China  
Tel: +86-10-62304633-2079 Fax: +86-10-62304633-2504  
E-mail: cttl@chinattl.com http://www.chinattl.cn

### Impedance Measurement Plot for Head TSL





Add: No.51 Xueyuan Road, Haidian District, Beijing, 100191, China  
Tel: +86-10-62304633-2079 Fax: +86-10-62304633-2504  
E-mail: cttl@chinattl.com http://www.chinattl.cn

### DASY5 Validation Report for Body TSL

Date: 03.26.2019

Test Laboratory: CTTL, Beijing, China

**DUT: Dipole 750 MHz; Type: D750V3; Serial: D750V3 - SN: 1087**

Communication System: UID 0, CW; Frequency: 750 MHz; Duty Cycle: 1:1

Medium parameters used:  $f = 750$  MHz;  $\sigma = 0.935$  S/m;  $\epsilon_r = 56.85$ ;  $\rho = 1000$  kg/m<sup>3</sup>

Phantom section: Center Section

DASY5 Configuration:

- Probe: EX3DV4 - SN3617; ConvF(9.85, 9.85, 9.85) @ 750 MHz; Calibrated: 1/31/2019
- Sensor-Surface: 1.4mm (Mechanical Surface Detection)
- Electronics: DAE4 Sn1331; Calibrated: 2/6/2019
- Phantom: MFP\_V5.1C ; Type: QD 000 P51CA; Serial: 1062
- Measurement SW: DASY52, Version 52.10 (2); SEMCAD X Version 14.6.12 (7450)


**Dipole Calibration/Zoom Scan (7x7x7) (7x7x7)/Cube 0:** Measurement grid: dx=5mm, dy=5mm, dz=5mm

Reference Value = 53.71 V/m; Power Drift = 0.01 dB

Peak SAR (extrapolated) = 3.08 W/kg

**SAR(1 g) = 2.09 W/kg; SAR(10 g) = 1.41 W/kg**

Maximum value of SAR (measured) = 2.75 W/kg

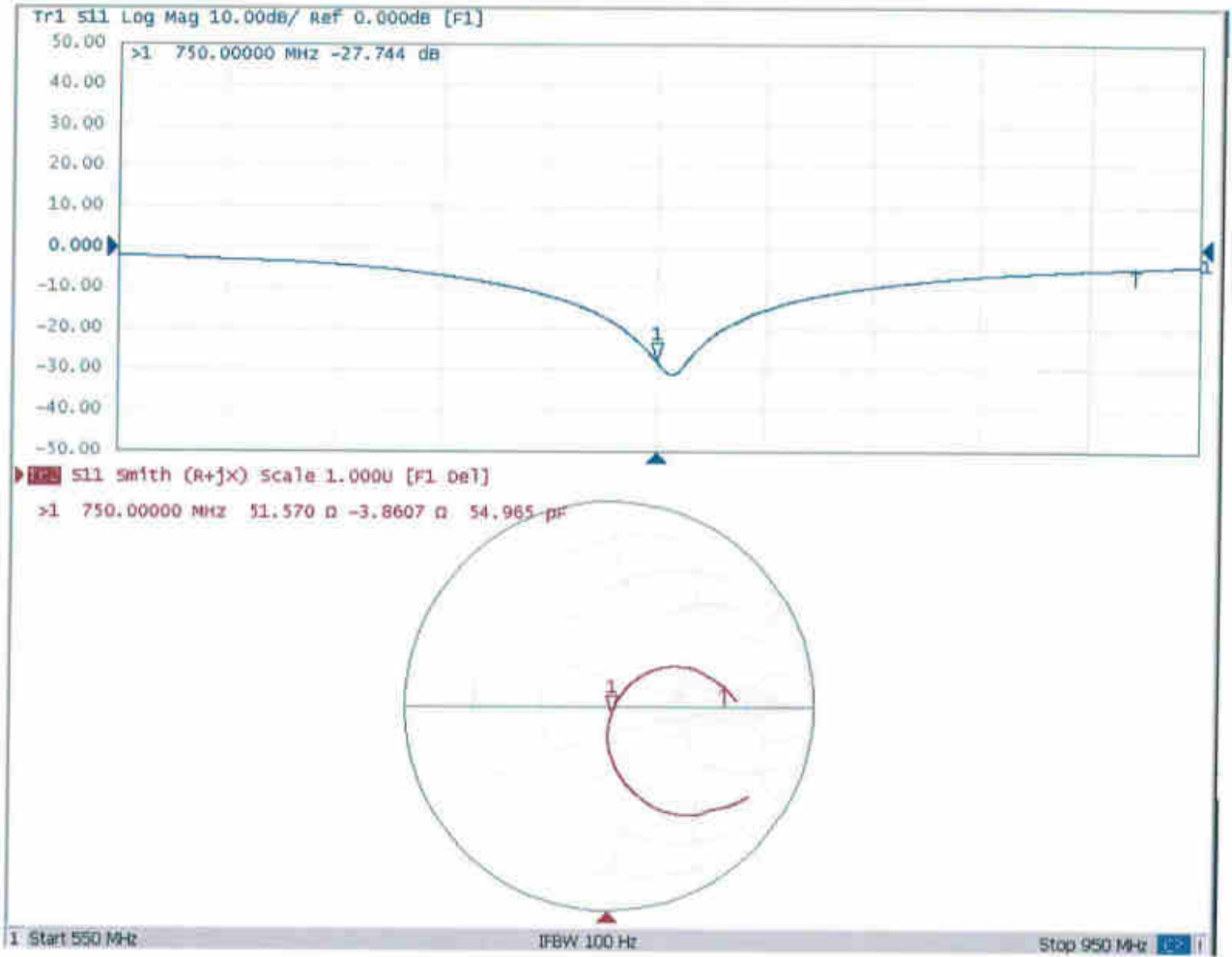


**0 dB = 2.75 W/kg = 4.39 dBW/kg**



Add: No.51 Xueyuan Road, Haidian District, Beijing, 100191, China  
Tel: +86-10-62304633-2079 Fax: +86-10-62304633-2504  
E-mail: ettl@chinattl.com http://www.chinattl.cn

### Impedance Measurement Plot for Body TSL





In Collaboration with  
**s p e a g**  
 CALIBRATION LABORATORY



中国认可  
 国际互认  
 校准  
 CALIBRATION  
 CNAS L0570

Add: No.51 Xueyuan Road, Haidian District, Beijing, 100191, China  
 Tel: +86-10-62304633-2079 Fax: +86-10-62304633-2504  
 E-mail: cttl@chinattl.com http://www.chinattl.cn

Client **Sporton**

Certificate No: **Z19-60082**

## CALIBRATION CERTIFICATE

Object: **D835V2 - SN: 4d151**

Calibration Procedure(s): **FF-Z11-003-01**  
**Calibration Procedures for dipole validation kits**

Calibration date: **March 27, 2019**

This calibration Certificate documents the traceability to national standards, which realize the physical units of measurements(SI). The measurements and the uncertainties with confidence probability are given on the following pages and are part of the certificate.

All calibrations have been conducted in the closed laboratory facility: environment temperature(22±3)°C and humidity<70%.

Calibration Equipment used (M&TE critical for calibration)

Primary Standards	ID #	Cal Date(Calibrated by, Certificate No.)	Scheduled Calibration
Power Meter NRP2	106277	20-Aug-18 (CTTL, No.J18X06862)	Aug-19
Power sensor NRP8S	104291	20-Aug-18 (CTTL, No.J18X06862)	Aug-19
Reference Probe EX3DV4	SN 3617	31-Jan-19(SPEAG,No.EX3-3617_Jan19)	Jan-20
DAE4	SN 1331	06-Feb-19(SPEAG,No.DAE4-1331_Feb19)	Feb-20
Secondary Standards	ID #	Cal Date(Calibrated by, Certificate No.)	Scheduled Calibration
Signal Generator E4438C	MY49071430	23-Jan-19 (CTTL, No.J19X00336)	Jan-20
NetworkAnalyzer E5071C	MY46110673	24-Jan-19 (CTTL, No.J19X00547)	Jan-20

	Name	Function	Signature
Calibrated by:	Zhao Jing	SAR Test Engineer	
Reviewed by:	Lin Hao	SAR Test Engineer	
Approved by:	Qi Dianyuan	SAR Project Leader	

Issued: March 30, 2019

This calibration certificate shall not be reproduced except in full without written approval of the laboratory.



In Collaboration with

**s p e a g**  
**CALIBRATION LABORATORY**

Add: No.51 Xueyuan Road, Haidian District, Beijing, 100191, China  
Tel: +86-10-62304633-2079 Fax: +86-10-62304633-2504  
E-mail: cttl@chinattl.com http://www.chinattl.cn

### Glossary:

TSL	tissue simulating liquid
ConvF	sensitivity in TSL / NORM <sub>x,y,z</sub>
N/A	not applicable or not measured

### Calibration is Performed According to the Following Standards:

- IEEE Std 1528-2013, "IEEE Recommended Practice for Determining the Peak Spatial-Averaged Specific Absorption Rate (SAR) in the Human Head from Wireless Communications Devices: Measurement Techniques", June 2013
- IEC 62209-1, "Measurement procedure for assessment of specific absorption rate of human exposure to radio frequency fields from hand-held and body-mounted wireless communication devices- Part 1: Device used next to the ear (Frequency range of 300MHz to 6GHz)", July 2016
- IEC 62209-2, "Procedure to measure the Specific Absorption Rate (SAR) For wireless communication devices used in close proximity to the human body (frequency range of 30MHz to 6GHz)", March 2010
- KDB865664, SAR Measurement Requirements for 100 MHz to 6 GHz

### Additional Documentation:

- DASY4/5 System Handbook

### Methods Applied and Interpretation of Parameters:

- Measurement Conditions:* Further details are available from the Validation Report at the end of the certificate. All figures stated in the certificate are valid at the frequency indicated.
- Antenna Parameters with TSL:* The dipole is mounted with the spacer to position its feed point exactly below the center marking of the flat phantom section, with the arms oriented parallel to the body axis.
- Feed Point Impedance and Return Loss:* These parameters are measured with the dipole positioned under the liquid filled phantom. The impedance stated is transformed from the measurement at the SMA connector to the feed point. The Return Loss ensures low reflected power. No uncertainty required.
- Electrical Delay:* One-way delay between the SMA connector and the antenna feed point. No uncertainty required.
- SAR measured:* SAR measured at the stated antenna input power.
- SAR normalized:* SAR as measured, normalized to an input power of 1 W at the antenna connector.
- SAR for nominal TSL parameters:* The measured TSL parameters are used to calculate the nominal SAR result.

The reported uncertainty of measurement is stated as the standard uncertainty of Measurement multiplied by the coverage factor  $k=2$ , which for a normal distribution Corresponds to a coverage probability of approximately 95%.