



FCC RF Test Report

APPLICANT : Motorola Mobility LLC
EQUIPMENT : Mobile Cellular Phone
BRAND NAME : Motorola
MODEL NAME : XT2052-1, XT2052-5, XT2052DL, XT2052-6
FCC ID : IHDT56YQ1
STANDARD : 47 CFR Part 2, 22(H), 24(E), 27(L), 27(M), 27(H),
27(F), 27(N)
CLASSIFICATION : PCS Licensed Transmitter Held to Ear (PCE)

The product was received on Dec. 21, 2019 and completely tested on Mar. 09, 2020. We, Sporton International (Kunshan) Inc., would like to declare that the tested sample has been evaluated in accordance with the procedures given in ANSI C63.26-2015 and shown compliance with the applicable technical standards.

The test results in this report apply exclusively to the tested model / sample. Without written approval of Sporton International (Kunshan) Inc., the test report shall not be reproduced except in full.

Reviewed by: Jason Jia / Supervisor

Approved by: James Huang / Manager



Sporton International (Kunshan) Inc.

**No. 1098, Pengxi North Road, Kunshan Economic Development Zone Jiangsu Province 215300
People's Republic of China**



TABLE OF CONTENTS

REVISION HISTORY... 3
SUMMARY OF TEST RESULT ... 4
1 GENERAL DESCRIPTION ... 6
1.1 Applicant ... 6
1.2 Manufacturer ... 6
1.3 Product Feature of Equipment Under Test ... 6
1.4 Product Specification of Equipment Under Test ... 7
1.5 Specification of Accessory ... 8
1.6 Modification of EUT ... 8
1.7 Maximum ERP/EIRP Power, Frequency Tolerance, and Emission Designator ... 9
1.8 Testing Location ... 17
1.9 Test Software ... 17
1.10 Applicable Standards ... 17
2 TEST CONFIGURATION OF EQUIPMENT UNDER TEST ... 18
2.1 Test Mode ... 18
2.2 Connection Diagram of Test System ... 21
2.3 Support Unit used in test configuration and system ... 22
2.4 Measurement Results Explanation Example ... 22
2.5 Frequency List of Low/Middle/High Channels ... 22
3 CONDUCTED TEST ITEMS ... 30
3.1 Measuring Instruments ... 30
3.2 Test Setup ... 30
3.3 Test Result of Conducted Test ... 30
3.4 Conducted Output Power and ERP/EIRP ... 31
3.5 Peak-to-Average Ratio ... 32
3.6 Occupied Bandwidth ... 33
3.7 Conducted Band Edge ... 34
3.8 Conducted Spurious Emission ... 36
3.9 Frequency Stability ... 37
4 RADIATED TEST ITEMS ... 38
4.1 Measuring Instruments ... 38
4.2 Test Setup ... 38
4.3 Test Result of Radiated Test ... 38
4.4 Radiated Spurious Emission ... 39
5 LIST OF MEASURING EQUIPMENT ... 40
6 UNCERTAINTY OF EVALUATION ... 41
APPENDIX A. TEST RESULTS OF CONDUCTED TEST
APPENDIX B. TEST RESULTS OF RADIATED TEST
APPENDIX C. TEST SETUP PHOTOGRAPHS



SUMMARY OF TEST RESULT

Report Section	FCC Rule	Description	Limit	Result	Remark
3.4	§2.1046	Conducted Output Power	Reporting Only	PASS	-
	§22.913(a)(5)	Effective Radiated Power (Band 5) (Band 26)	ERP < 7 Watt	PASS	-
	§27.50(b)(10) §27.50(c)(10)	Effective Radiated Power (Band 12) (Band 13) (Band 17) (Band 71)	ERP < 3 Watt	PASS	-
	§24.232(c) §27.50(h)(2)	Equivalent Isotropic Radiated Power (Band 2) (Band 25) (Band 7) (Band 38) (Band 41)	EIRP < 2Watt	PASS	-
	§27.50(d)(4)	Equivalent Isotropic Radiated Power (Band 4) (Band 66)	EIRP < 1Watt	PASS	-
3.5	§24.232(d)	Peak-to-Average Ratio	<13 dB	PASS	-
3.6	§2.1049	Occupied Bandwidth	Reporting Only	PASS	-
3.7	§2.1051 §22.917(a) §24.238(a) §27.53(c)(2)(4) §27.53(g) §27.53(h)	Conducted Band Edge Measurement (Band 2) (Band 4) (Band 5) (Band 12) (Band 13) (Band 17) (Band 25) (Band 26) (Band 66) (Band 71)	< 43+10log ₁₀ (P[Watts])	PASS	-
	§27.53(m)(4)	Conducted Band Edge Measurement (Band 7) (Band 38) (Band 41)	§27.53(m)(4)		
3.8	§2.1051 §22.917(a) §24.238(a) §27.53(c)(2) §27.53(g) §27.53(h)	Conducted Spurious Emission (Band 2) (Band 4) (Band 5) (Band 12) (Band 13) (Band 17) (Band 25) (Band 26) (Band 66) (Band 71)	< 43+10log ₁₀ (P[Watts])	PASS	-
	§2.1051 §27.53(m)(4)	Conducted Spurious Emission (Band 7) (Band 38) (Band 41)	< 55+10log ₁₀ (P[Watts])		
3.9	§2.1055 §22.355	Frequency Stability Temperature & Voltage	< 2.5 ppm for Part 22	PASS	-
	§2.1055 §24.235 §27.54		Within Authorized Band		



Report Section	FCC Rule	Description	Limit	Result	Remark
4.4	§2.1053 §22.917(a) §24.238(a) §27.53(c)(2) §27.53(f) §27.53(g) §27.53(h)	Radiated Spurious Emission (Band 2) (Band 4) (Band 5) (Band 12) (Band 13) (Band 17) (Band 25) (Band 26) (Band 66) (Band 71)	$< 43+10\log_{10}(P[\text{Watts}])$	PASS	Under limit 19.32 dB at 7580.00 MHz
	§2.1053 §27.53(m)(4)	Radiated Spurious Emission (Band 7) (Band 38) (Band 41)	$< 55+10\log_{10}(P[\text{Watts}])$		

Declaration of Conformity:

The test results with all measurement uncertainty excluded are presented in accordance with the regulation limits or requirements declared by manufacturers.

Comments and Explanations:

The declared of product specification for EUT presented in the report are provided by the manufacturer, and the manufacturer takes all the responsibilities for the accuracy of product specification.



1 General Description

1.1 Applicant

Motorola Mobility LLC
222 W,Merchandise Mart Plaza, Chicago IL 60654 USA

1.2 Manufacturer

Motorola Mobility LLC
222 W,Merchandise Mart Plaza, Chicago IL 60654 USA

1.3 Product Feature of Equipment Under Test

Product Feature	
Equipment	Mobile Cellular Phone
Brand Name	Motorola
Model Name	XT2052-1, XT2052-5, XT2052DL, XT2052-6
FCC ID	IHDT56YQ1
EUT supports Radios application	CDMA/GSM/WCDMA/LTE WLAN 2.4GHz 802.11b/g/n HT20 WLAN 5GHz 802.11a/n HT20/HT40 Bluetooth BR/EDR/LE FM Receiver and GNSS
IMEI Code	Conducted: 351636110009178 Radiation: 351636110020134
HW Version	DVT2
SW Version	QPG30.69
EUT Stage	Identical Prototype



1.4 Product Specification of Equipment Under Test

Standards-related Product Specification	
Tx Frequency	LTE Band 2 : 1850.7 MHz ~ 1909.3 MHz LTE Band 4 : 1710.7 MHz ~ 1754.3 MHz LTE Band 5 : 824.7 MHz ~ 848.3 MHz LTE Band 7 : 2502.5 MHz ~ 2567.5 MHz LTE Band 12 : 699.7 MHz ~ 715.3 MHz LTE Band 13 : 779.5 MHz ~ 784.5 MHz LTE Band 17 : 706.5 MHz ~ 713.5 MHz LTE Band 25 : 1850.7MHz ~ 1914.3 MHz LTE Band 26 : 824.7MHz ~ 848.3 MHz LTE Band 38 : 2572.5MHz ~ 2617.5MHz LTE Band 41 : 2498.5 MHz ~ 2687.5 MHz LTE Band 66 : 1710.7 MHz ~ 1779.3 MHz LTE Band 71: 665.5 MHz ~ 695.5MHz
Rx Frequency	LTE Band 2 : 1930.7 MHz ~ 1989.3 MHz LTE Band 4 : 2110.7 MHz ~ 2154.3 MHz LTE Band 5 : 869.7 MHz ~ 893.3 MHz LTE Band 7 : 2622.5MHz ~ 2687.5 MHz LTE Band 12 : 729.7 MHz ~ 745.3 MHz LTE Band 13 : 748.5 MHz ~ 753.5 MHz LTE Band 17 : 736.5 MHz ~ 743.5 MHz LTE Band 25 : 1930.7MHz ~ 1994.3 MHz LTE Band 26 : 869.7MHz ~ 893.3MHz LTE Band 38 : 2572.5MHz ~ 2617.5MHz LTE Band 41 : 2498.5 MHz ~ 2687.5 MHz LTE Band 66 : 2110.7 MHz~ 2179.3 MHz LTE Band 71: 619.5 MHz ~ 649.5MHz
Bandwidth	LTE Band 2 : 1.4MHz / 3MHz / 5MHz / 10MHz / 15MHz / 20MHz LTE Band 4 : 1.4MHz / 3MHz / 5MHz / 10MHz / 15MHz / 20MHz LTE Band 5 : 1.4MHz / 3MHz / 5MHz / 10MHz LTE Band 7 : 5MHz / 10MHz / 15MHz / 20MHz LTE Band 12 : 1.4MHz / 3MHz / 5MHz / 10MHz LTE Band 13 : 5MHz / 10MHz LTE Band 17 : 5MHz / 10MHz LTE Band 25 : 1.4MHz / 3MHz / 5MHz / 10MHz / 15MHz / 20MHz LTE Band 26 : 1.4MHz / 3MHz / 5MHz / 10MHz / 15MHz LTE Band 38 : 5MHz / 10MHz / 15MHz / 20MHz LTE Band 41 : 5MHz / 10MHz / 15MHz / 20MHz LTE Band 66 : 1.4MHz / 3MHz / 5MHz / 10MHz / 15MHz / 20MHz LTE Band 71 : 5MHz / 10MHz / 15MHz / 20MHz
Maximum Output Power to Antenna	LTE Band 2 : 23.72 dBm LTE Band 4 : 23.56 dBm LTE Band 5 : 23.63 dBm LTE Band 7 : 23.82 dBm LTE Band 12 : 23.61 dBm LTE Band 13 : 23.88 dBm LTE Band 17 : 23.61 dBm LTE Band 25 : 23.87 dBm LTE Band 26 : 23.84 dBm LTE Band 38 : 23.90 dBm LTE Band 41 : 25.40 dBm



	LTE Band 41C_CA : 24.60 dBm LTE Band 66 : 23.80 dBm LTE Band 71 : 22.94 dBm
Antenna Gain	LTE Band 2 : 0.46 dBi LTE Band 4 : 0.07 dBi LTE Band 5 : -1.05 dBi LTE Band 7 : 0.08 dBi LTE Band 12 : -0.72 dBi LTE Band 13 : -1.66 dBi LTE Band 17 : -0.72 dBi LTE Band 25 : 0.46 dBi LTE Band 26 : -1.05 dBi LTE Band 38 : 0.08 dBi LTE Band 41 : 0.08 dBi LTE Band 66 : 0.07 dBi LTE Band 71 : -1.71 dBi
Type of Modulation	QPSK / 16QAM / 64QAM

1.5 Specification of Accessory

Specification of Accessory				
AC Adapter 1	Brand Name	Motorola (Chenyang)	Model Name	SC-61
	Power Rating	I/P: 100-240 Vac, 130mA, O/P: 5Vdc,1000mA		
AC Adapter 2	Brand Name	Motorola (Acbel)	Model Name	SC-61
	Power Rating	I/P: 100-240 Vac, 130mA, O/P: 5Vdc, 1000mA		
Battery	Brand Name	Motorola (NVT+ATL)	Model Name	LC40
	Power Rating	3.8Vdc,3340mAh	Type	Li-ion polymer
USB Cable	Brand Name	Motorola (SAIBAO)	Model Name	SLQ-A138A
	Signal Line Type	1.0 meter, shielded cable, without ferrite core		

1.6 Modification of EUT

No modifications are made to the EUT during all test items.



1.7 Maximum ERP/EIRP Power, Frequency Tolerance, and Emission Designator

LTE Band 2		QPSK			16QAM		
BW (MHz)	Frequency Range (MHz)	Emission Designator (99%OBW)	Frequency Tolerance (ppm)	Maximum EIRP(W)	Emission Designator (99%OBW)	Frequency Tolerance (ppm)	Maximum EIRP(W)
1.4	1850.7 ~ 1909.3	1M09G7D	-	0.2600	1M10W7D	-	0.2051
3	1851.5 ~ 1908.5	2M73G7D	-	0.2594	2M73W7D	-	0.2051
5	1852.5 ~ 1907.5	4M49G7D	-	0.2564	4M49W7D	-	0.2023
10	1855.0 ~ 1905.0	9M01G7D	0.0040	0.2704	9M07W7D	-	0.2113
15	1857.5 ~ 1902.5	13M6G7D	-	0.2576	13M5W7D	-	0.2104
20	1860.0 ~ 1900.0	18M5G7D	-	0.2710	18M7W7D	-	0.2183
LTE Band 2		64QAM					
BW (MHz)	Frequency Range (MHz)	Emission Designator (99%OBW)		Frequency Tolerance (ppm)		Maximum EIRP(W)	
1.4	1850.7 ~ 1909.3	1M09W7D		-		0.2148	
3	1851.5 ~ 1908.5	2M73W7D		-		0.2143	
5	1852.5 ~ 1907.5	4M48W7D		-		0.2084	
10	1855.0 ~ 1905.0	9M07W7D		-		0.2158	
15	1857.5 ~ 1902.5	13M5W7D		-		0.2084	
20	1860.0 ~ 1900.0	18M5W7D		-		0.2188	
LTE Band 25		QPSK			16QAM		
BW (MHz)	Frequency Range (MHz)	Emission Designator (99%OBW)	Frequency Tolerance (ppm)	Maximum EIRP(W)	Emission Designator (99%OBW)	Frequency Tolerance (ppm)	Maximum EIRP(W)
1.4	1850.7 ~ 1914.3	1M09G7D	-	0.2600	1M10W7D	-	0.2051
3	1851.5 ~ 1913.5	2M73G7D	-	0.2594	2M73W7D	-	0.2051
5	1852.5 ~ 1912.5	4M49G7D	-	0.2564	4M49W7D	-	0.2023
10	1855.0 ~ 1910.0	9M01G7D	0.0040	0.2704	9M07W7D	-	0.2113
15	1857.5 ~ 1907.5	13M6G7D	-	0.2576	13M5W7D	-	0.2104
20	1860.0 ~ 1905.0	18M5G7D	-	0.2710	18M7W7D	-	0.2183



LTE Band 25		64QAM		
BW (MHz)	Frequency Range (MHz)	Emission Designator (99%OBW)	Frequency Tolerance (ppm)	Maximum EIRP(W)
1.4	1850.7 ~ 1914.3	1M09W7D	-	0.2148
3	1851.5 ~ 1913.5	2M73W7D	-	0.2143
5	1852.5 ~ 1912.5	4M48W7D	-	0.2084
10	1855.0 ~ 1910.0	9M07W7D	-	0.2158
15	1857.5 ~ 1907.5	13M5W7D	-	0.2084
20	1860.0 ~ 1905.0	18M5W7D	-	0.2188

LTE Band 4		QPSK			16QAM		
BW (MHz)	Frequency Range (MHz)	Emission Designator (99%OBW)	Frequency Tolerance (ppm)	Maximum EIRP(W)	Emission Designator (99%OBW)	Frequency Tolerance (ppm)	Maximum EIRP(W)
1.4	1710.7 ~ 1754.3	1M10G7D	-	0.2344	1M10W7D	-	0.1923
3	1711.5 ~ 1753.5	2M73G7D	-	0.2317	2M72W7D	-	0.1977
5	1712.5 ~ 1752.5	4M51G7D	-	0.2259	4M52W7D	-	0.1914
10	1715.0 ~ 1750.0	9M15G7D	0.0034	0.2427	9M07W7D	-	0.1858
15	1717.5 ~ 1747.5	13M5G7D	-	0.2410	13M5W7D	-	0.2004
20	1720.0 ~ 1745.0	18M5G7D	-	0.2438	18M3W7D	-	0.2014

LTE Band 4		64QAM		
BW (MHz)	Frequency Range (MHz)	Emission Designator (99%OBW)	Frequency Tolerance (ppm)	Maximum EIRP(W)
1.4	1710.7 ~ 1754.3	1M09W7D	-	0.1884
3	1711.5 ~ 1753.5	2M73W7D	-	0.1901
5	1712.5 ~ 1752.5	4M49W7D	-	0.1849
10	1715.0 ~ 1750.0	9M03W7D	-	0.1841
15	1717.5 ~ 1747.5	13M5W7D	-	0.2023
20	1720.0 ~ 1745.0	18M5W7D	-	0.1991



LTE Band 66		QPSK			16QAM		
BW (MHz)	Frequency Range (MHz)	Emission Designator (99%OBW)	Frequency Tolerance (ppm)	Maximum EIRP(W)	Emission Designator (99%OBW)	Frequency Tolerance (ppm)	Maximum EIRP(W)
1.4	1710.7 ~ 1779.3	1M10G7D	-	0.2344	1M10W7D	-	0.1923
3	1711.5 ~ 1778.5	2M73G7D	-	0.2317	2M72W7D	-	0.1977
5	1712.5 ~ 1777.5	4M51G7D	-	0.2259	4M52W7D	-	0.1914
10	1715.0 ~ 1775.0	9M15G7D	0.0034	0.2427	9M07W7D	-	0.1858
15	1717.5 ~ 1772.5	13M5G7D	-	0.2410	13M5W7D	-	0.2004
20	1720.0 ~ 1770.0	18M5G7D	-	0.2438	18M3W7D	-	0.2014
LTE Band 66		64QAM					
BW (MHz)	Frequency Range (MHz)	Emission Designator (99%OBW)	Frequency Tolerance (ppm)		Maximum EIRP(W)		
1.4	1710.7 ~ 1779.3	1M09W7D	-		0.1884		
3	1711.5 ~ 1778.5	2M73W7D	-		0.1901		
5	1712.5 ~ 1777.5	4M49W7D	-		0.1849		
10	1715.0 ~ 1775.0	9M03W7D	-		0.1841		
15	1717.5 ~ 1772.5	13M5W7D	-		0.2023		
20	1720.0 ~ 1770.0	18M5W7D	-		0.1991		
LTE Band 5		QPSK			16QAM		
BW (MHz)	Frequency Range (MHz)	Emission Designator (99%OBW)	Frequency Tolerance (ppm)	Maximum ERP(W)	Emission Designator (99%OBW)	Frequency Tolerance (ppm)	Maximum ERP(W)
1.4	824.7 ~ 848.3	1M09G7D	-	0.1062	1M09W7D	-	0.0865
3	825.5 ~ 847.5	2M72G7D	-	0.1057	2M73W7D	-	0.0853
5	826.5 ~ 846.5	4M52G7D	-	0.1074	4M49W7D	-	0.0865
10	829.0 ~ 844.0	9M09G7D	0.0051	0.1156	9M01W7D	-	0.0847
LTE Band 5		64QAM					
BW (MHz)	Frequency Range (MHz)	Emission Designator (99%OBW)	Frequency Tolerance (ppm)		Maximum ERP(W)		
1.4	824.7 ~ 848.3	1M10W7D	-		0.0869		
3	825.5 ~ 847.5	2M73W7D	-		0.0871		
5	826.5 ~ 846.5	4M55W7D	-		0.0851		
10	829.0 ~ 844.0	9M13W7D	-		0.0942		



LTE Band 26		QPSK			16QAM		
BW (MHz)	Frequency Range (MHz)	Emission Designator (99%OBW)	Frequency Tolerance (ppm)	Maximum ERP(W)	Emission Designator (99%OBW)	Frequency Tolerance (ppm)	Maximum ERP(W)
1.4	824.7 ~ 848.3	1M09G7D	-	0.1062	1M09W7D	-	0.0865
3	825.5 ~ 847.5	2M72G7D	-	0.1057	2M73W7D	-	0.0853
5	826.5 ~ 846.5	4M52G7D	-	0.1074	4M49W7D	-	0.0865
10	829.0 ~ 844.0	9M09G7D	0.0051	0.1156	9M01W7D	-	0.0847
15	831.5 ~ 841.5	13M5G7D	-	0.1159	13M5W7D	-	0.0857
CH26765	821.5	13M4G7D	-	0.1143	13M4W7D	-	0.0857
LTE Band 26		64QAM					
BW (MHz)	Frequency Range (MHz)	Emission Designator (99%OBW)		Frequency Tolerance (ppm)		Maximum ERP(W)	
1.4	824.7 ~ 848.3	1M10W7D		-		0.0869	
3	825.5 ~ 847.5	2M73W7D		-		0.0871	
5	826.5 ~ 846.5	4M55W7D		-		0.0851	
10	829.0 ~ 844.0	9M13W7D		-		0.0942	
15	831.5 ~ 841.5	13M5W7D		-		0.0944	
CH26765	821.5	13M4W7D		-		0.0944	
LTE Band 7		QPSK			16QAM		
BW (MHz)	Frequency Range (MHz)	Emission Designator (99%OBW)	Frequency Tolerance (ppm)	Maximum EIRP(W)	Emission Designator (99%OBW)	Frequency Tolerance (ppm)	Maximum EIRP(W)
5	2502.5 ~ 2567.5	4M52G7D	-	0.2371	4M50W7D	-	0.1884
10	2505.0 ~ 2565.0	9M05G7D	0.0058	0.2449	9M05W7D	-	0.1945
15	2507.5 ~ 2562.5	13M5G7D	-	0.2350	13M5W7D	-	0.1845
20	2510.0 ~ 2560.0	18M4G7D	-	0.2455	18M5W7D	-	0.1919
LTE Band 7		64QAM					
BW (MHz)	Frequency Range (MHz)	Emission Designator (99%OBW)		Frequency Tolerance (ppm)		Maximum EIRP(W)	
5	2502.5 ~ 2567.5	4M50W7D		-		0.2004	
10	2505.0 ~ 2565.0	9M07W7D		-		0.2018	
15	2507.5 ~ 2562.5	13M4W7D		-		0.1986	
20	2510.0 ~ 2560.0	18M5W7D		-		0.2032	



LTE Band 12		QPSK			16QAM		
BW (MHz)	Frequency Range (MHz)	Emission Designator (99%OBW)	Frequency Tolerance (ppm)	Maximum ERP(W)	Emission Designator (99%OBW)	Frequency Tolerance (ppm)	Maximum ERP(W)
1.4	699.7 ~ 715.3	1M09G7D	-	0.1125	1M09W7D	-	0.0914
3	700.5 ~ 714.5	2M72G7D	-	0.1125	2M72W7D	-	0.0867
5	701.5 ~ 713.5	4M49G7D	-	0.1138	4M50W7D	-	0.0871
10	704.0 ~ 711.0	9M01G7D	0.0102	0.1186	9M03W7D	-	0.0923
LTE Band 12		64QAM					
BW (MHz)	Frequency Range (MHz)	Emission Designator (99%OBW)		Frequency Tolerance (ppm)		Maximum ERP(W)	
1.4	699.7 ~ 715.3	1M09W7D		-		0.0925	
3	700.5 ~ 714.5	2M73W7D		-		0.0912	
5	701.5 ~ 713.5	4M49W7D		-		0.0933	
10	704.0 ~ 711.0	9M03W7D		-		0.0977	
LTE Band 17		QPSK			16QAM		
BW (MHz)	Frequency Range (MHz)	Emission Designator (99%OBW)	Frequency Tolerance (ppm)	Maximum ERP(W)	Emission Designator (99%OBW)	Frequency Tolerance (ppm)	Maximum ERP(W)
5	706.5 ~ 713.5	4M49G7D	-	0.1138	4M50W7D	-	0.0871
10	709.0 ~ 711.0	9M01G7D	0.0102	0.1186	9M03W7D	-	0.0923
LTE Band 17		64QAM					
BW (MHz)	Frequency Range (MHz)	Emission Designator (99%OBW)		Frequency Tolerance (ppm)		Maximum ERP(W)	
5	706.5 ~ 713.5	4M49W7D		-		0.0933	
10	709.0 ~ 711.0	9M03W7D		-		0.0977	
LTE Band 13		QPSK			16QAM		
BW (MHz)	Frequency Range (MHz)	Emission Designator (99%OBW)	Frequency Tolerance (ppm)	Maximum ERP(W)	Emission Designator (99%OBW)	Frequency Tolerance (ppm)	Maximum ERP(W)
5	779.5 ~ 784.5	4M49G7D	-	0.0944	4M50W7D	-	0.0735
10	782.0	9M05G7D	0.0067	0.1016	9M03W7D	-	0.0760



LTE Band 13		64QAM					
BW (MHz)	Frequency Range (MHz)	Emission Designator (99%OBW)	Frequency Tolerance (ppm)	Maximum ERP(W)			
5	779.5 ~ 784.5	4M50W7D	-	0.0774			
10	782.0	8M97W7D	-	0.0807			
LTE Band 38		QPSK			16QAM		
BW (MHz)	Frequency Range (MHz)	Emission Designator (99%OBW)	Frequency Tolerance (ppm)	Maximum EIRP(W)	Emission Designator (99%OBW)	Frequency Tolerance (ppm)	Maximum EIRP(W)
5	2572.5 ~ 2617.5	4M53G7D	-	0.3475	4M50W7D	-	0.2421
10	2575.0 ~ 2615.0	9M05G7D	0.0017	0.3532	9M07W7D	-	0.2388
15	2577.5 ~ 2612.5	13M5G7D	-	0.3532	13M5W7D	-	0.2138
20	2580.0 ~ 2610.0	18M5G7D	-	0.3532	18M4W7D	-	0.2328
LTE Band 38		64QAM					
BW (MHz)	Frequency Range (MHz)	Emission Designator (99%OBW)	Frequency Tolerance (ppm)	Maximum EIRP(W)			
5	2572.5 ~ 2617.5	4M52W7D	-	0.1982			
10	2575.0 ~ 2615.0	9M05W7D	-	0.2023			
15	2577.5 ~ 2612.5	13M5W7D	-	0.1824			
20	2580.0 ~ 2610.0	18M5W7D	-	0.1897			
LTE Band 41		QPSK			16QAM		
BW (MHz)	Frequency Range (MHz)	Emission Designator (99%OBW)	Frequency Tolerance (ppm)	Maximum EIRP(W)	Emission Designator (99%OBW)	Frequency Tolerance (ppm)	Maximum EIRP(W)
5	2498.5 ~ 2687.5	4M53G7D	-	0.3475	4M50W7D	-	0.2421
10	2501.0 ~ 2685.0	9M05G7D	0.0017	0.3532	9M07W7D	-	0.2388
15	2503.5 ~ 2682.5	13M5G7D	-	0.3532	13M5W7D	-	0.2138
20	2506.0 ~ 2680.0	18M5G7D	-	0.3532	18M4W7D	-	0.2328
LTE Band 41		64QAM					
BW (MHz)	Frequency Range (MHz)	Emission Designator (99%OBW)	Frequency Tolerance (ppm)	Maximum EIRP(W)			
5	2498.5 ~ 2687.5	4M52W7D	-	0.1982			
10	2501.0 ~ 2685.0	9M05W7D	-	0.2023			
15	2503.5 ~ 2682.5	13M5W7D	-	0.1824			
20	2506.0 ~ 2680.0	18M5W7D	-	0.1897			



LTE Band 71		QPSK			16QAM		
BW (MHz)	Frequency Range (MHz)	Emission Designator (99%OBW)	Frequency Tolerance (ppm)	Maximum ERP(W)	Emission Designator (99%OBW)	Frequency Tolerance (ppm)	Maximum ERP(W)
5	665.5 ~ 695.5	4M51G7D	-	0.0800	4M50W7D	-	0.0731
10	668.0 ~ 693.0	8M99G7D	0.0050	0.0807	9M01W7D	-	0.0695
15	670.5 ~ 690.5	13M5G7D	-	0.0759	13M4W7D	-	0.0684
20	673.0 ~ 688.0	17M9G7D	-	0.0809	17M9W7D	-	0.0681
LTE Band 71		64QAM					
BW (MHz)	Frequency Range (MHz)	Emission Designator (99%OBW)	Frequency Tolerance (ppm)		Maximum ERP(W)		
5	665.5 ~ 695.5	4M52W7D	-		0.0705		
10	668.0 ~ 693.0	9M03W7D	-		0.0705		
15	670.5 ~ 690.5	13M5W7D	-		0.0684		
20	673.0 ~ 688.0	17M9W7D	-		0.0687		
LTE Band 41 CA		QPSK			16QAM		
BW (MHz)		Emission Designator (99%OBW)	Frequency Tolerance (ppm)	Maximum EIRP(W)	Emission Designator (99%OBW)	Frequency Tolerance (ppm)	Maximum EIRP(W)
5MHz+20MHz		23M3G7D	-	0.2911	23M2W7D	-	0.2360
10MHz+20MHz		28M1G7D	-	0.2786	28M1W7D	-	0.2432
10MHz+15MHz		23M5G7D	-	0.2938	23M4W7D	-	0.2415
15MHz+15MHz		28M7G7D	-	0.2773	28M8W7D	-	0.2421
15MHz+20MHz		32M9G7D	-	0.2838	32M9W7D	-	0.2360
15MHz+10MHz		23M5G7D	-	0.2938	23M5W7D	-	0.2382
20MHz+5MHz		23M3G7D	-	0.2767	23M3W7D	-	0.2415
20MHz+10MHz		28M1G7D	-	0.2911	28M1W7D	-	0.2312
20MHz+15MHz		32M9G7D	-	0.2198	32M9W7D	-	0.2198
20MHz+20MHz		37M8G7D	-	0.2254	37M8W7D	-	0.2143



LTE Band 41 CA	64QAM		
BW (MHz)	Emission Designator (99%OBW)	Frequency Tolerance (ppm)	Maximum EIRP(W)
5MHz+20MHz	23M3W7D	-	0.1535
10MHz+20MHz	28M1W7D	-	0.1535
10MHz+15MHz	23M4W7D	-	0.1549
15MHz+15MHz	28M8W7D	-	0.1493
15MHz+20MHz	32M9W7D	-	0.1535
15MHz+10MHz	23M4W7D	-	0.1549
20MHz+5MHz	23M3W7D	-	0.1524
20MHz+10MHz	28M1W7D	-	0.1517
20MHz+15MHz	32M8W7D	-	0.1500
20MHz+20MHz	37M8W7D	-	0.1517

Note:

1. LTE Band 26 overlaps the entire frequency range of LTE Band 5. Therefore, the test results provided in this report covers Band 5 and the portion of Band 26 subject to Part 22.
2. LTE Band 66 overlaps the entire frequency range of LTE Band 4. Therefore, the test results provided in this report covers Band 66 as well as Band 4.
3. LTE Band 25 overlaps the entire frequency range of LTE Band 2. Therefore, the test results provided in this report covers Band 25 as well as Band 2.
4. LTE Band 12 overlaps the entire frequency range of LTE Band 17. Therefore, the test results provided in this report covers Band 12 as well as Band 17.
5. LTE Band 41 overlaps the entire frequency range of LTE Band 38. Therefore, the test results provided in this report covers Band 41 as well as Band 38.



1.8 Testing Location

Sporton International (Kunshan) Inc. is accredited to ISO/IEC 17025:2017 by American Association for Laboratory Accreditation with Certificate Number 5145.02.

Test Firm	Sporton International (Kunshan) Inc.		
Test Site Location	No. 1098, Pengxi North Road, Kunshan Economic Development Zone Jiangsu Province 215300 People's Republic of China TEL : +86-512-57900158 FAX : +86-512-57900958		
Test Site No.	Sporton Site No.	FCC Designation No.	FCC Test Firm Registration No.
	03CH06-KS TH01-KS	CN1257	314309

1.9 Test Software

Item	Site	Manufacture	Name	Version
1.	03CH06-KS	AUDIX	E3	6.2009-8-24al

1.10 Applicable Standards

According to the specifications of the manufacturer, the EUT must comply with the requirements of the following standards:

- ♦ 47 CFR Part 2, 22(H), 24(E), 27(L), 27(M), 27(H), 27(F), 27(N)
- ♦ ANSI C63.26-2015
- ♦ FCC KDB 971168 D01 Power Meas License Digital Systems v03r01
- ♦ FCC KDB 412172 D01 Determining ERP and EIRP v01r01

Remark:

1. All test items were verified and recorded according to the standards and without any deviation during the test.
2. This EUT has also been tested and complied with the requirements of FCC Part 15, Subpart B, recorded in a separate test report.



2 Test Configuration of Equipment Under Test

2.1 Test Mode

Antenna port conducted and radiated test items listed below are performed according to KDB 971168 D01 Power Meas License Digital Systems v03r01 with maximum output power.

Radiated measurements are performed by rotating the EUT in three different orthogonal test planes to find the maximum emission.

Test Items	Band	Bandwidth (MHz)						Modulation			RB #			Test Channel		
		1.4	3	5	10	15	20	QPSK	16QAM	64QAM	1	Half	Full	L	M	H
Max. Output Power	2	v	v	v	v	v	v	v	v	v	v	v	v	v	v	v
	4	v	v	v	v	v	v	v	v	v	v	v	v	v	v	v
	5	v	v	v	v	-	-	v	v	v	v	v	v	v	v	v
	7	-	-	v	v	v	v	v	v	v	v	v	v	v	v	v
	12	v	v	v	v	-	-	v	v	v	v	v	v	v	v	v
	13	-	-	v	v	-	-	v	v	v	v	v	v	v	v	v
	17	-	-	v	v	-	-	v	v	v	v	v	v	v	v	v
	25	v	v	v	v	v	v	v	v	v	v	v	v	v	v	v
	26	v	v	v	v	v	-	v	v	v	v	v	v	v	v	v
	38	-	-	v	v	v	v	v	v	v	v	v	v	v	v	v
	41	-	-	v	v	v	v	v	v	v	v	v	v	v	v	v
	66	v	v	v	v	v	v	v	v	v	v	v	v	v	v	v
71	-	-	v	v	v	v	v	v	v	v	v	v	v	v	v	
Peak-to-Average Ratio	7	-	-				v	v	v	v	v		v	v	v	v
	12				v	-	-	v	v	v	v		v	v	v	v
	13	-	-		v	-	-	v	v	v	v		v	v	v	v
	25						v	v	v	v	v		v	v	v	v
	26				v		-	v	v	v	v		v	v	v	v
	41	-	-				v	v	v	v	v		v	v	v	v
	66						v	v	v	v	v		v	v	v	v
	71	-	-				v	v	v	v	v		v	v	v	v



Test Items	Band	Bandwidth (MHz)						Modulation			RB #			Test Channel		
		1.4	3	5	10	15	20	QPSK	16QAM	64QAM	1	Half	Full	L	M	H
26dB and 99% Bandwidth	7	-	-	v	v	v	v	v	v	v			v	v	v	v
	12	v	v	v	v	-	-	v	v	v			v	v	v	v
	13	-	-	v	v	-	-	v	v	v			v	v	v	v
	25	v	v	v	v	v	v	v	v	v			v	v	v	v
	26	v	v	v	v	v	-	v	v	v			v	v	v	v
	41	-	-	v	v	v	v	v	v	v			v	v	v	v
	66	v	v	v	v	v	v	v	v	v			v	v	v	v
	71	-	-	v	v	v	v	v	v	v			v	v	v	v
Conducted Band Edge	7	-	-	v	v	v	v	v	v	v	v		v	v		v
	12	v	v	v	v	-	-	v	v	v	v		v	v		v
	13	-	-	v	v	-	-	v	v	v	v		v	v		v
	25	v	v	v	v	v	v	v	v	v	v		v	v		v
	26	v	v	v	v	v	-	v	v	v	v		v	v		v
	41	-	-	v	v	v	v	v	v	v	v		v	v		v
	66	v	v	v	v	v	v	v	v	v	v		v	v		v
	71	-	-	v	v	v	v	v	v	v	v		v	v		v
Conducted Spurious Emission	7	-	-	v	v	v	v	v	v	v	v			v	v	v
	12	v	v	v	v	-	-	v	v	v	v			v	v	v
	13	-	-	v	v	-	-	v	v	v	v			v	v	v
	25	v	v	v	v	v	v	v	v	v	v			v	v	v
	26	v	v	v	v	v	-	v	v	v	v			v	v	v
	41	-	-	v	v	v	v	v	v	v	v			v	v	v
	66	v	v	v	v	v	v	v	v	v	v			v	v	v
	71	-	-	v	v	v	v	v	v	v	v			v	v	v
Frequency Stability	7	-	-		v			v						v		v
	12				v	-	-	v						v		v
	13	-	-		v	-	-	v						v		v
	25				v			v						v		v
	26				v		-	v						v		v
	41	-	-		v			v						v		v
	66				v			v						v		v
	71	-	-		v			v						v		v

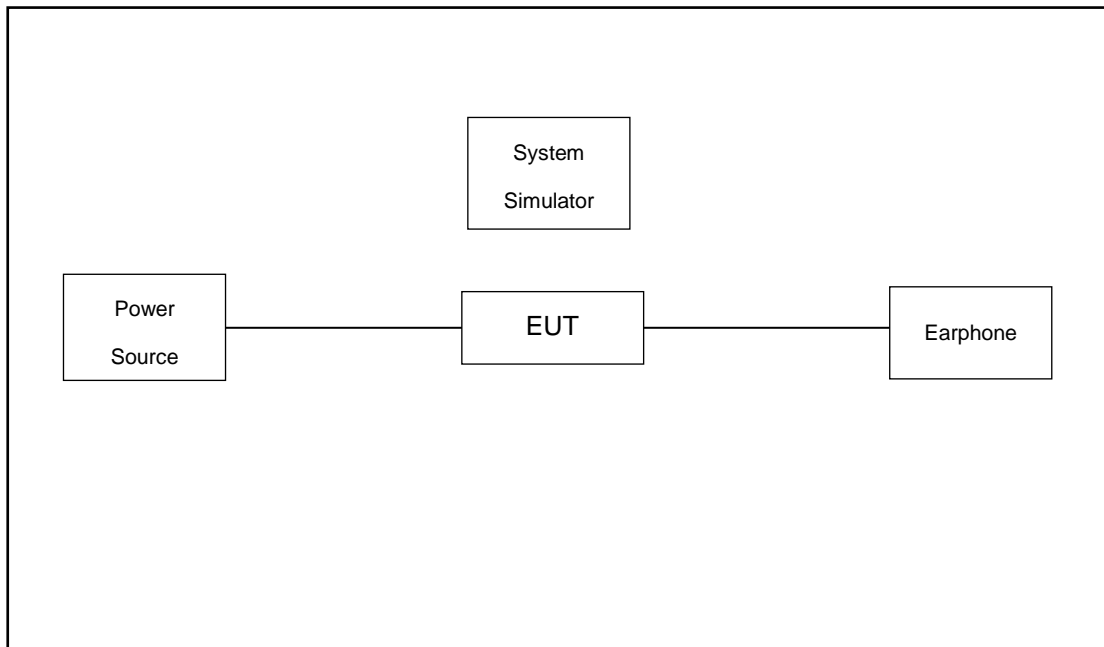


Test Items	Band	Bandwidth (MHz)						Modulation			RB #			Test Channel		
		1.4	3	5	10	15	20	QPSK	16QAM	64QAM	1	Half	Full	L	M	H
E.R.P / E.I.R.P	7	-	-	v	v	v	v	v	v	v	v			v	v	v
	12	v	v	v	v	-	-	v	v	v	v			v	v	v
	13	-	-	v	v	-	-	v	v	v	v			v	v	v
	25	v	v	v	v	v	v	v	v	v	v			v	v	v
	26	v	v	v	v	v	-	v	v	v	v			v	v	v
	41	-	-	v	v	v	v	v	v	v	v			v	v	v
	66	v	v	v	v	v	v	v	v	v	v			v	v	v
	71	-	-	v	v	v	v	v	v	v	v			v	v	v
Radiated Spurious Emission	7	Worst Case											v	v	v	
	12	Worst Case											v	v	v	
	13	Worst Case											v	v	v	
	25	Worst Case											v	v	v	
	26	Worst Case											v	v	v	
	41	Worst Case											v	v	v	
	66	Worst Case											v	v	v	
	71	Worst Case											v	v	v	
Note	<ol style="list-style-type: none"> The mark "v" means that this configuration is chosen for testing The mark "-" means that this bandwidth is not supported. The device is investigated from 30MHz to 10 times of fundamental signal for radiated spurious emission test under different RB size/offset and modulations in exploratory test. Subsequently, only the worst case emissions are reported. LTE Band 26 overlaps the entire frequency range of LTE Band 5. Therefore, the test results provided in this report covers Band 5 and the portion of Band 26 subject to Part 22. LTE Band 66 overlaps the entire frequency range of LTE Band 4. Therefore, the test results provided in this report covers Band 66 as well as Band 4. LTE Band 25 overlaps the entire frequency range of LTE Band 2. Therefore, the test results provided in this report covers Band 25 as well as Band 2. LTE Band 12 overlaps the entire frequency range of LTE Band 17. Therefore, the test results provided in this report covers Band 12 as well as Band 17. LTE Band 41 overlaps the entire frequency range of LTE Band 38. Therefore, the test results provided in this report covers Band 41 as well as Band 38. 															



Test Items	Band	Bandwidth (MHz)										Modulation			RB #			Test Channel		
		20+20	20+15	15+20	20+10	10+20	20+5	5+20	15+15	15+10	10+15	QPSK	16QAM	64QAM	1	Half	Full	L	M	H
Max. Output Power	41C_CA	v	v	v	v	v	v	v	v	v	v	v	v	v	v	v	v	v	v	v
26dB and 99% Bandwidth	41C_CA	v	v	v	v	v	v	v	v	v	v	v	v	v	v			v	v	v
Conducted Band Edge	41C_CA	v	v	v	v	v	v	v	v	v	v	v	v	v			v	v		v
Conducted Spurious Emission	41C_CA	v	v	v	v	v	v	v	v	v	v	v	v	v				v	v	v
E.I.R.P.	41C_CA	v	v	v	v	v	v	v	v	v	v	v	v	v				v	v	v
Radiated Spurious Emission	41C_CA	Worst Case																v	v	v
Note	1. The mark "v" means that this configuration is chosen for testing 2. The mark "-" means that this bandwidth is not supported. 3. The device is investigated from 30MHz to 10 times of fundamental signal for radiated spurious emission test under different RB size/offset and modulations in exploratory test. Subsequently, only the worst case emissions are reported.																			

2.2 Connection Diagram of Test System





2.3 Support Unit used in test configuration and system

Item	Equipment	Trade Name	Model No.	FCC ID	Data Cable	Power Cord
1.	Power Supply	GWINSTEK	PSS-2002	N/A	N/A	Unshielded, 1.8 m
2.	LTE Base Station	Anritsu	MT8820C	N/A	N/A	Unshielded, 1.8 m

2.4 Measurement Results Explanation Example

For all conducted test items:

The offset level is set in the spectrum analyzer to compensate the RF cable loss and attenuator factor between EUT conducted output port and spectrum analyzer. With the offset compensation, the spectrum analyzer reading level is exactly the EUT RF output level.

The spectrum analyzer offset is derived from RF cable loss and attenuator factor.

Offset = RF cable loss + attenuator factor.

Following shows an offset computation example with cable loss 6.0 dB.

Example :

$$\begin{aligned}
 \text{Offset(dB)} &= \text{RF cable loss(dB)}. \\
 &= 6.0 \text{ (dB)}
 \end{aligned}$$

2.5 Frequency List of Low/Middle/High Channels

LTE Band 2 Channel and Frequency List				
BW [MHz]	Channel/Frequency(MHz)	Lowest	Middle	Highest
20	Channel	18700	18900	19100
	Frequency	1860	1880	1900
15	Channel	18675	18900	19125
	Frequency	1857.5	1880	1902.5
10	Channel	18650	18900	19150
	Frequency	1855	1880	1905
5	Channel	18625	18900	19175
	Frequency	1852.5	1880	1907.5
3	Channel	18615	18900	19185
	Frequency	1851.5	1880	1908.5
1.4	Channel	18607	18900	19193
	Frequency	1850.7	1880	1909.3



LTE Band 4 Channel and Frequency List				
BW [MHz]	Channel/Frequency(MHz)	Lowest	Middle	Highest
20	Channel	20050	20175	20300
	Frequency	1720	1732.5	1745
15	Channel	20025	20175	20325
	Frequency	1717.5	1732.5	1747.5
10	Channel	20000	20175	20350
	Frequency	1715	1732.5	1750
5	Channel	19975	20175	20375
	Frequency	1712.5	1732.5	1752.5
3	Channel	19965	20175	20385
	Frequency	1711.5	1732.5	1753.5
1.4	Channel	19957	20175	20393
	Frequency	1710.7	1732.5	1754.3

LTE Band 5 Channel and Frequency List				
BW [MHz]	Channel/Frequency(MHz)	Lowest	Middle	Highest
10	Channel	20450	20525	20600
	Frequency	829	836.5	844
5	Channel	20425	20525	20625
	Frequency	826.5	836.5	846.5
3	Channel	20415	20525	20635
	Frequency	825.5	836.5	847.5
1.4	Channel	20407	20525	20643
	Frequency	824.7	836.5	848.3



LTE Band 7 Channel and Frequency List				
BW [MHz]	Channel/Frequency(MHz)	Lowest	Middle	Highest
20	Channel	20850	21100	21350
	Frequency	2510	2535	2560
15	Channel	20825	21100	21375
	Frequency	2507.5	2535	2562.5
10	Channel	20800	21100	21400
	Frequency	2505	2535	2565
5	Channel	20775	21100	21425
	Frequency	2502.5	2535	2567.5

LTE Band 12 Channel and Frequency List				
BW [MHz]	Channel/Frequency(MHz)	Lowest	Middle	Highest
10	Channel	23060	23095	23130
	Frequency	704	707.5	711
5	Channel	23035	23095	23155
	Frequency	701.5	707.5	713.5
3	Channel	23025	23095	23165
	Frequency	700.5	707.5	714.5
1.4	Channel	23017	23095	23173
	Frequency	699.7	707.5	715.3

LTE Band 13 Channel and Frequency List				
BW [MHz]	Channel/Frequency(MHz)	Lowest	Middle	Highest
10	Channel	-	23230	-
	Frequency	-	782	-
5	Channel	23205	23230	23255
	Frequency	779.5	782	784.5

LTE Band 17 Channel and Frequency List				
BW [MHz]	Channel/Frequency(MHz)	Lowest	Middle	Highest
10	Channel	23780	23790	23800
	Frequency	709	710	711
5	Channel	23755	23790	23825
	Frequency	706.5	710	713.5



LTE Band 25 Channel and Frequency List				
BW [MHz]	Channel/Frequency(MHz)	Lowest	Middle	Highest
20	Channel	26140	26340	26590
	Frequency	1860	1880	1905
15	Channel	26115	26340	26615
	Frequency	1857.5	1880	1907.5
10	Channel	26090	26340	26640
	Frequency	1855	1880	1910
5	Channel	26065	26340	26665
	Frequency	1852.5	1880	1912.5
3	Channel	26055	26340	26675
	Frequency	1851.5	1880	1913.5
1.4	Channel	26047	26340	26683
	Frequency	1850.7	1880	1914.3

LTE Band 26 Channel and Frequency List				
BW [MHz]	Channel/Frequency(MHz)	Lowest	Middle	Highest
15	Channel	26865	26915	26965
	Frequency	831.5	836.5	841.5
10	Channel	26840	26915	26990
	Frequency	829	836.5	844
5	Channel	26815	26915	27015
	Frequency	826.5	836.5	846.5
3	Channel	26805	26915	27025
	Frequency	825.5	836.5	847.5
1.4	Channel	26797	26915	27033
	Frequency	824.7	836.5	848.3



LTE Band 38 Channel and Frequency List				
BW [MHz]	Channel/Frequency(MHz)	Lowest	Middle	Highest
20	Channel	37850	38000	38150
	Frequency	2580	2595	2610
15	Channel	37825	38000	38175
	Frequency	2577.5	2595	2612.5
10	Channel	37800	38000	38200
	Frequency	2575	2595	2615
5	Channel	37775	38000	38225
	Frequency	2572.5	2595	2617.5

LTE Band 41 Channel and Frequency List				
BW [MHz]	Channel/Frequency(MHz)	Lowest	Middle	Highest
20	Channel	39750	40620	41490
	Frequency	2506	2593	2680
15	Channel	39725	40620	41515
	Frequency	2503.5	2593	2682.5
10	Channel	39700	40620	41540
	Frequency	2501	2593	2685
5	Channel	39675	40620	41565
	Frequency	2498.5	2593	2687.5



LTE Band 66 Channel and Frequency List				
BW [MHz]	Channel/Frequency(MHz)	Lowest	Middle	Highest
20	Channel	132072	132322	132572
	Frequency	1720	1745	1770
15	Channel	132047	132322	132597
	Frequency	1717.5	1745	1772.5
10	Channel	132022	132322	132622
	Frequency	1715	1745	1775
5	Channel	131997	132322	132647
	Frequency	1712.5	1745	1777.5
3	Channel	131987	132322	132657
	Frequency	1711.5	1745	1778.5
1.4	Channel	131979	132322	132665
	Frequency	1710.7	1745	1779.3

LTE Band 71 Channel and Frequency List				
BW [MHz]	Channel/Frequency(MHz)	Lowest	Middle	Highest
20	Channel	133222	133322	133372
	Frequency	673.0	680.5	688.0
15	Channel	133197	133297	133397
	Frequency	670.5	680.5	690.5
10	Channel	133172	133272	133422
	Frequency	668.0	678.0	693.0
5	Channel	133147	133247	133447
	Frequency	665.5	675.5	695.5



LTE Band 41C_CA Channel and Frequency List					
BW [MHz]	Channel/Frequency(MHz)		Lowest	Middle	Highest
20 + 20	PCC	Channel	39750	40521	41292
		Frequency	2506.0	2583.1	2660.2
	SCC	Channel	39948	40719	41490
		Frequency	2525.8	2602.9	2680.0
20 + 15	PCC	Channel	39750	40546	41341
		Frequency	2506.0	2585.6	2665.1
	SCC	Channel	39921	40717	41512
		Frequency	2523.1	2602.7	2682.2
15 + 20	PCC	Channel	39728	40523	41319
		Frequency	2503.8	2593.3	2662.9
	SCC	Channel	39899	40694	41490
		Frequency	2520.9	2600.4	2680.0
20 + 10	PCC	Channel	39750	40571	41391
		Frequency	2506.0	2588.1	2670.1
	SCC	Channel	39894	40715	41535
		Frequency	2520.4	2602.5	2684.5
10 + 20	PCC	Channel	39705	40526	41346
		Frequency	2501.5	2583.6	2665.6
	SCC	Channel	39849	40670	41490
		Frequency	2515.9	2598.0	2680.0



LTE Band 41C_CA Channel and Frequency List					
20 + 5	PCC	Channel	39750	40595	41440
		Frequency	2506.0	2590.5	2675.0
	SCC	Channel	39867	40712	41557
		Frequency	2517.7	2602.2	2686.7
5 + 20	PCC	Channel	39683	40528	41373
		Frequency	2499.3	2583.8	2668.3
	SCC	Channel	39800	40645	41490
		Frequency	2511.0	2595.5	2680.0
15 + 15	PCC	Channel	39725	40545	41365
		Frequency	2503.5	2585.5	2667.5
	SCC	Channel	39875	40695	41515
		Frequency	2518.5	2600.5	2682.5
10 + 15	PCC	Channel	39703	40549	41395
		Frequency	2501.3	2585.9	2670.5
	SCC	Channel	39823	40669	41515
		Frequency	2513.3	2597.9	2682.5
15 + 10	PCC	Channel	39725	40571	41417
		Frequency	2503.5	2588.1	2672.7
	SCC	Channel	39845	40691	41537
		Frequency	2515.5	2600.1	2684.7

3 Conducted Test Items

3.1 Measuring Instruments

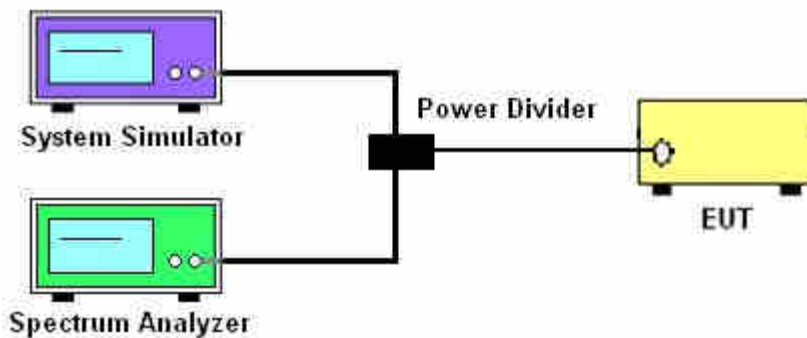
See list of measuring instruments of this test report.

3.2 Test Setup

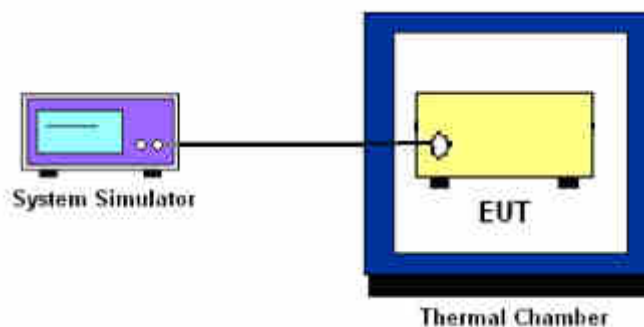
3.2.1 Conducted Output Power



3.2.2 Peak-to-Average Ratio, Occupied Bandwidth, Conducted Band-Edge and Conducted Spurious Emission



3.2.3 Frequency Stability



3.3 Test Result of Conducted Test

Please refer to Appendix A.



3.4 Conducted Output Power and ERP/EIRP

3.4.1 Description of the Conducted Output Power Measurement and ERP/EIRP Measurement

A system simulator was used to establish communication with the EUT. Its parameters were set to force the EUT transmitting at maximum output power. The measured power in the radio frequency on the transmitter output terminals shall be reported.

The ERP of mobile transmitters must not exceed 7 Watts for LTE Band 5 and Band 26.

The ERP of mobile transmitters must not exceed 3 Watts for LTE Band 12, Band 13 and Band 17 and Band 71.

The EIRP of mobile transmitters must not exceed 2 Watts for LTE Band 2 and Band 25 and Band 7 and Band 38 and Band 41.

The EIRP of mobile transmitters must not exceed 1 Watts for LTE Band 4 and Band 66.

According to KDB 412172 D01 Power Approach,

$EIRP = P_T + G_T - L_C$, $ERP = EIRP - 2.15$, where

P_T = transmitter output power in dBm

G_T = gain of the transmitting antenna in dBi

L_C = signal attenuation in the connecting cable between the transmitter and antenna in dB

3.4.2 Test Procedures

1. The testing follows ANSI C63.26 Section 5.2
2. The transmitter output port was connected to the system simulator.
3. Set EUT at maximum power through the system simulator.
4. Select lowest, middle, and highest channels for each band and different modulation.
5. Measure and record the power level from the system simulator.



3.5 Peak-to-Average Ratio

3.5.1 Description of the PAR Measurement

Power Complementary Cumulative Distribution Function (CCDF) curves provide a means for characterizing the power peaks of a digitally modulated signal on a statistical basis. A CCDF curve depicts the probability of the peak signal amplitude exceeding the average power level. Most contemporary measurement instrumentation include the capability to produce CCDF curves for an input signal provided that the instrument's resolution bandwidth can be set wide enough to accommodate the entire input signal bandwidth. In measuring transmissions in this band using an average power technique, the peak-to-average ratio (PAR) of the transmission may not exceed 13 dB.

3.5.2 Test Procedures

1. The testing follows ANSI C63.26 Section 5.2.3.4 (CCDF).
2. The EUT was connected to spectrum and system simulator via a power divider.
3. Set the CCDF (Complementary Cumulative Distribution Function) option in spectrum analyzer.
4. The highest RF powers were measured and recorded the maximum PAPR level associated with a probability of 0.1 %.
5. Record the deviation as Peak to Average Ratio.



3.6 Occupied Bandwidth

3.6.1 Description of Occupied Bandwidth Measurement

The occupied bandwidth is the width of a frequency band such that, below the lower and above the upper frequency limits, the mean powers emitted are each equal to a specified percentage 0.5% of the total mean transmitted power.

The 26 dB emission bandwidth is defined as the frequency range between two points, one above and one below the carrier frequency, at which the spectral density of the emission is attenuated 26 dB below the maximum in-band spectral density of the modulated signal. Spectral density (power per unit bandwidth) is to be measured with a detector of resolution bandwidth equal to approximately 1.0% of the emission bandwidth.

3.6.2 Test Procedures

1. The testing follows ANSI C63.26 Section 5.4
2. The EUT was connected to spectrum analyzer and system simulator via a power divider.
3. The spectrum analyzer center frequency is set to the nominal EUT channel center frequency. The span range for the spectrum analyzer shall be between two and five times the anticipated OBW.
4. The nominal resolution bandwidth (RBW) shall be in the range of 1 to 5 % of the anticipated OBW, and the VBW shall be at least 3 times the RBW.
5. Set the detection mode to peak, and the trace mode to max hold.
6. Determine the reference value: Set the EUT to transmit a modulated signal. Allow the trace to stabilize. Set the spectrum analyzer marker to the highest level of the displayed trace.
(this is the reference value)
7. Determine the “-26 dB down amplitude” as equal to (Reference Value – X).
8. Place two markers, one at the lowest and the other at the highest frequency of the envelope of the spectral display such that each marker is at or slightly below the “-X dB down amplitude” determined in step 6. If a marker is below this “-X dB down amplitude” value it shall be placed as close as possible to this value. The OBW is the positive frequency difference between the two markers.
9. Use the 99 % power bandwidth function of the spectrum analyzer and report the measured bandwidth.



3.7 Conducted Band Edge

3.7.1 Description of Conducted Band Edge Measurement

22.917(a)

For operations in the 824 – 849 MHz band, the FCC limit is $43 + 10\log_{10}(P[\text{Watts}])$ dB below the transmitter power $P(\text{Watts})$ in a 100kHz bandwidth. However, in the 1MHz bands immediately outside and adjacent to the licensee's frequency block, a resolution bandwidth of at least one percent of the emission bandwidth of the fundamental emission of the transmitter may be employed.

24.238 (a)

For operations in the 1850-1910 and 1930-1990 MHz band, the FCC limit is $43 + 10\log_{10}(P[\text{Watts}])$ dB below the transmitter power $P(\text{Watts})$ in a 1MHz bandwidth. However, in the 1 MHz bands immediately outside and adjacent to the frequency block a resolution bandwidth of at least one percent of the emission bandwidth of the fundamental emission of the transmitter may be employed.

27.53 (c)

For operations in the 776-788 MHz band, the FCC limit is $43 + 10\log_{10}(P[\text{Watts}])$ dB below the transmitter power $P(\text{Watts})$ in a 100 kHz bandwidth. However, in the 100 kHz bands immediately outside and adjacent to the frequency block, a resolution bandwidth of at least 30 kHz may be employed. In addition, the power of any unwanted emissions in any 6.25 kHz bandwidth for all frequencies between 763-775 MHz and 793-806 MHz shall be attenuated below the transmitter power, P (dBW), by at least $65 + 10 \log_{10} p(\text{watts})$, dB, for mobile and portable equipment.

27.53 (g)

For operations in the 600MHz band and 698 -746 MHz band, the FCC limit is $43 + 10\log_{10}(P[\text{Watts}])$ dB below the transmitter power $P(\text{Watts})$ in a 100 kHz bandwidth. However, in the 100 kilohertz bands immediately outside and adjacent to a licensee's frequency block, a resolution bandwidth of at least 30 kHz may be employed.

27.53 (h)

For operations in the 1710 – 1755 MHz band, the FCC limit is $43 + 10\log_{10}(P[\text{Watts}])$ dB below the transmitter power $P(\text{Watts})$ in a 1 MHz bandwidth. However, in the 1MHz bands immediately outside and adjacent to the licensee's frequency block, a resolution bandwidth of at least one percent of the emission bandwidth of the fundamental emission of the transmitter may be employed.



27.53(m)(4)

For mobile digital stations, the attenuation factor shall be not less than $40 + 10 \log (P)$ dB on all frequencies between the channel edge and 5 megahertz from the channel edge, $43 + 10 \log (P)$ dB on all frequencies between 5 megahertz and X megahertz from the channel edge, and $55 + 10 \log (P)$ dB on all frequencies more than X megahertz from the channel edge, where X is the greater of 6 megahertz or the actual emission bandwidth as defined in paragraph (m)(6) of this section. In addition, the attenuation factor shall not be less that $43 + 10 \log (P)$ dB on all frequencies between 2490.5 MHz and 2496 MHz and $55 + 10 \log (P)$ dB at or below 2490.5 MHz. Mobile Satellite Service licensees operating on frequencies below 2495 MHz may also submit a documented interference complaint against BRS licensees operating on channel BRS Channel 1 on the same terms and conditions as adjacent channel BRS or EBS licensees.

3.7.2 Test Procedures

1. The testing follows ANSI C63.26 section 5.7
2. The EUT was connected to spectrum analyzer and system simulator via a power divider.
3. The band edges of low and high channels for the highest RF powers were measured.
4. Set RBW \geq 1% EBW in the 1MHz band immediately outside and adjacent to the band edge.
5. Beyond the 1 MHz band from the band edge, RBW=1MHz was used.
6. Set spectrum analyzer with RMS detector.
7. The RF fundamental frequency should be excluded against the limit line in the operating frequency band.
8. Checked that all the results comply with the emission limit line.

Example:

The limit line is derived from $43 + 10\log(P)$ dB below the transmitter power P(Watts)
= $P(W) - [43 + 10\log(P)]$ (dB)
= $[30 + 10\log(P)]$ (dBm) - $[43 + 10\log(P)]$ (dB) = -13dBm.

9. For LTE Band 7, 38, 41, the other 40 dB, and 55 dB have additionally applied same calculation above.



3.8 Conducted Spurious Emission

3.8.1 Description of Conducted Spurious Emission Measurement

The power of any emission outside of the authorized operating frequency ranges must be lower than the transmitter power (P) by a factor of at least $43 + 10 \log (P)$ dB.

For Band 7,38,41:

The power of any emission outside of the authorized operating frequency ranges must be lower than the transmitter power (P) by a factor of at least $55 + 10 \log (P)$ dB.

It is measured by means of a calibrated spectrum analyzer and scanned from 30 MHz up to a frequency including its 10th harmonic.

3.8.2 Test Procedures

1. The testing follows ANSI C63.26 section 5.7
2. The EUT was connected to spectrum analyzer and system simulator via a power divider.
3. The RF output of EUT was connected to the spectrum analyzer by RF cable and attenuator. The path loss was compensated to the results for each measurement.
4. The middle channel for the highest RF power within the transmitting frequency was measured.
5. The conducted spurious emission for the whole frequency range was taken.
6. Make the measurement with the spectrum analyzer's RBW = 1MHz, VBW = 3MHz.
7. Set spectrum analyzer with RMS detector.
8. Taking the record of maximum spurious emission.
9. The RF fundamental frequency should be excluded against the limit line in the operating frequency band.
10. The limit line is derived from $43 + 10\log(P)$ dB below the transmitter power P(Watts)
 $= P(W) - [43 + 10\log(P)]$ (dB)
 $= [30 + 10\log(P)]$ (dBm) - $[43 + 10\log(P)]$ (dB)
 $= -13$ dBm.
11. For Band 7, 38, 41
The limit line is derived from $55 + 10\log(P)$ dB below the transmitter power P(Watts)
 $= P(W) - [55 + 10\log(P)]$ (dB)
 $= [30 + 10\log(P)]$ (dBm) - $[55 + 10\log(P)]$ (dB)
 $= -25$ dBm.



3.9 Frequency Stability

3.9.1 Description of Frequency Stability Measurement

The frequency stability shall be measured by variation of ambient temperature and variation of primary supply voltage to ensure that the fundamental emission stays within the authorized frequency block. The frequency stability of the transmitter shall be maintained within $\pm 0.00025\%$ ($\pm 2.5\text{ppm}$) of the center frequency.

3.9.2 Test Procedures for Temperature Variation

1. The testing follows ANSI C63.26 section 5.6.4
2. The EUT was set up in the thermal chamber and connected with the system simulator.
3. With power OFF, the temperature was decreased to -30°C and the EUT was stabilized before testing. Power was applied and the maximum change in frequency was recorded within one minute.
4. With power OFF, the temperature was raised in 10°C step up to 50°C . The EUT was stabilized at each step for at least half an hour. Power was applied and the maximum frequency change was recorded within one minute.

3.9.3 Test Procedures for Voltage Variation

1. The testing follows ANSI C63.26 section 5.6.5
2. The EUT was placed in a temperature chamber at $20\pm 5^{\circ}\text{C}$ and connected with the system simulator.
3. The power supply voltage to the EUT was varied from 85% to 115% of the nominal value for other than hand carried battery equipment.
4. For hand carried, battery powered equipment, reduce the primary ac or dc supply voltage to the battery operating end point, which shall be specified by the manufacturer.
5. The variation in frequency was measured for the worst case.

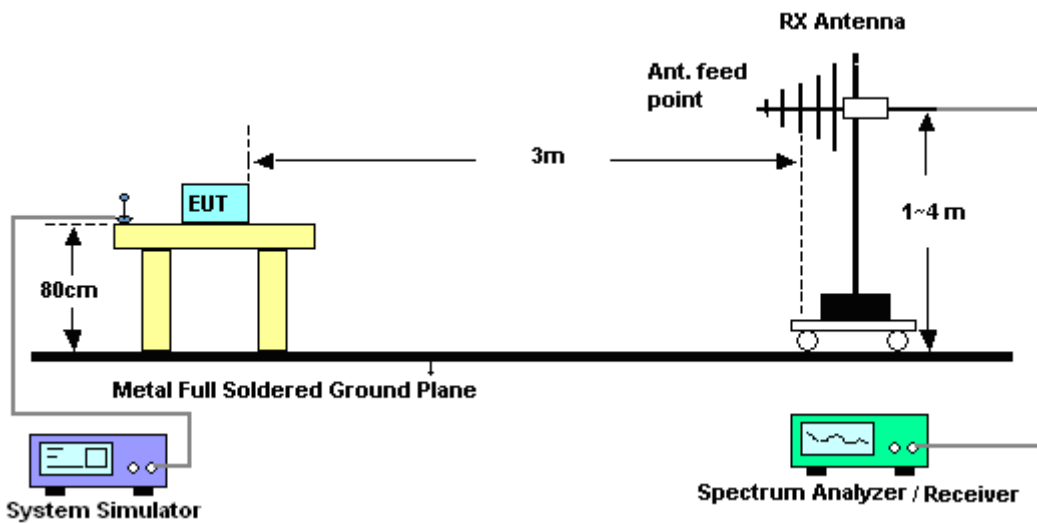
4 Radiated Test Items

4.1 Measuring Instruments

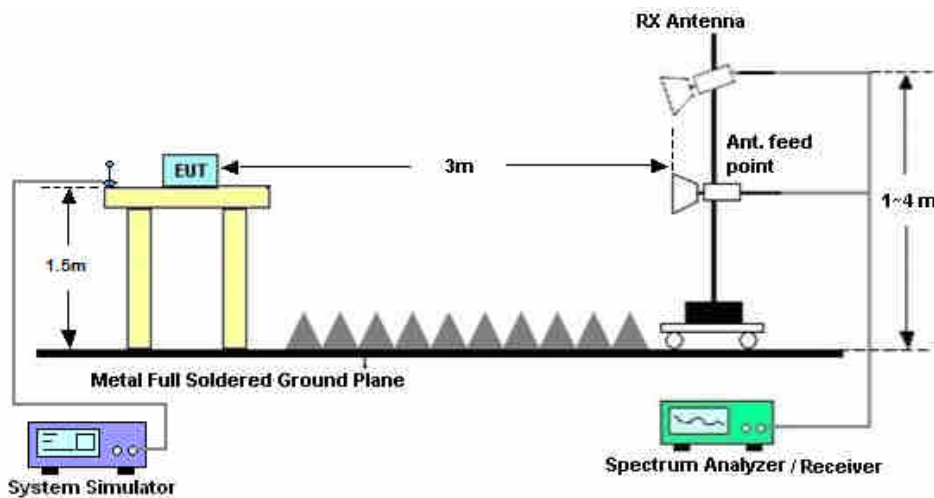
See list of measuring instruments of this test report.

4.2 Test Setup

4.2.1 For radiated test from 30MHz to 1GHz



4.2.2 For radiated test above 1GHz



4.3 Test Result of Radiated Test

Please refer to Appendix B.



4.4 Radiated Spurious Emission

4.4.1 Description of Radiated Spurious Emission

The radiated spurious emission was measured by substitution method according to ANSI C63.26. The power of any emission outside of the authorized operating frequency ranges must be attenuated below the transmitter power (P) by a factor of at least $43 + 10 \log (P)$ dB.

For Band 7, 38, 41

The power of any emission outside of the authorized operating frequency ranges must be attenuated below the transmitter power (P) by a factor of at least $55 + 10 \log (P)$ dB.

For LTE Band 13

For operations in the 746-758 MHz, 775-788 MHz, and 805-806 MHz bands, emissions in the band 1559-1610 MHz shall be limited to -70 dBW/MHz equivalent isotropically radiated power (EIRP) for wideband signals, and -80 dBW EIRP for discrete emissions of less than 700 Hz bandwidth.

The spectrum is scanned from 30 MHz up to a frequency including its 10th harmonic.

4.4.2 Test Procedures

1. The testing follows ANSI C63.26 Section 5.5
2. The EUT was placed on a turntable with 0.8 meter height for frequency below 1GHz and 1.5 meter height for frequency above 1GHz respectively above ground.
3. The EUT was set 3 meters from the receiving antenna mounted on the antenna tower.
4. The table was rotated 360 degrees to determine the position of the highest spurious emission.
5. The height of the receiving antenna is varied between 1m to 4m to search the maximum spurious emission for both horizontal and vertical polarizations.
6. During the measurement, the system simulator parameters were set to force the EUT transmitting at maximum output power.
7. Make the measurement with the spectrum analyzer's RBW = 1MHz, VBW = 3MHz, taking the record of maximum spurious emission.
8. A horn antenna was substituted in place of the EUT and was driven by a signal generator.
9. Tune the output power of signal generator to the same emission level with EUT maximum spurious emission.
10. $EIRP (dBm) = S.G. Power - Tx Cable Loss + Tx Antenna Gain$
11. $ERP (dBm) = EIRP - 2.15$
12. The RF fundamental frequency should be excluded against the limit line in the operating frequency band.
The limit line is derived from $43 + 10\log(P)$ dB below the transmitter power P(Watts)
 $= P(W) - [43 + 10\log(P)] (dB)$
 $= [30 + 10\log(P)] (dBm) - [43 + 10\log(P)] (dB)$
 $= -13dBm.$
13. For Band 7, 38, 41:
The limit line is derived from $55 + 10\log(P)$ dB below the transmitter power P(Watts)



5 List of Measuring Equipment

Instrument	Manufacturer	Model No.	Serial No.	Characteristics	Calibration Date	Test Date	Due Date	Remark
Spectrum Analyzer	R&S	FSV30	101338	10Hz~30GHz	Apr. 16, 2019	Jan. 16, 2020~ Mar. 09, 2020	Apr. 15, 2020	Conducted (TH01-KS)
Thermal Chamber	Ten Billion	TTC-B3S	TBN-960502	-40~+150°C	Nov. 19, 2018	Jan. 16, 2020~ Mar. 09, 2020	Nov. 18, 2019	Conducted (TH01-KS)
Temperature & humidity chamber	Hongzhan	LP-150U	H2014011440	-40~+150°C 20%~95%RH	Jul. 04, 2019	Jan. 16, 2020~ Mar. 09, 2020	Jul. 03, 2020	Conducted (TH01-KS)
EXA Spectrum Analyzer	Keysight	N9010A	MY55150208	10Hz-44GHz	Apr. 16, 2019	Feb. 29, 2019	Apr. 18, 2020	Radiation (03CH06-KS)
Bilog Antenna	TeseQ	CBL6111D	49921	30MHz-1GHz	May 30, 2019	Feb. 29, 2019	May 29, 2020	Radiation (03CH06-KS)
Double Ridge Horn Antenna	ETS-Lindgren	3117	00218652	1GHz~18GHz	Apr. 27, 2019	Feb. 29, 2019	Apr. 26, 2020	Radiation (03CH06-KS)
SHF-EHF Horn	Com-power	AH-840	101115	18GHz~40GHz	Nov. 10, 2019	Feb. 29, 2019	Nov. 09, 2020	Radiation (03CH06-KS)
Amplifier	SONOMA	310N	187289	9KHz ~1GHZ	Aug, 06, 2019	Feb. 29, 2019	Aug, 05, 2020	Radiation (03CH06-KS)
high gain Amplifier	MITEQ	AMF-7D-00 101800-30-1 0P	2025788	1Ghz-18Ghz	Apr. 17, 2019	Feb. 29, 2019	Apr. 16, 2020	Radiation (03CH06-KS)
Amplifier	MITEQ	EM18G40G GA	060728	18~40GHz	Jan. 08, 2020	Feb. 29, 2019	Jan. 07, 2021	Radiation (03CH06-KS)
Amplifier	Keysight	83017A	MY53270203	500MHz~26.5GHz	Apr. 15, 2019	Feb. 29, 2019	Apr. 14, 2020	Radiation (03CH06-KS)
AC Power Source	Chroma	61601	F104090004	N/A	NCR	Feb. 29, 2019	NCR	Radiation (03CH06-KS)
Turn Table	ChamPro	EM 1000-T	060762-T	0~360 degree	NCR	Feb. 29, 2019	NCR	Radiation (03CH06-KS)
Antenna Mast	ChamPro	EM 1000-A	060762-A	1 m~4 m	NCR	Feb. 29, 2019	NCR	Radiation (03CH06-KS)

NCR: No Calibration Required



6 Uncertainty of Evaluation

The measurement uncertainties shown below were calculated in accordance with the requirements of ANSI 63.26-2015. All the measurement uncertainty value were shown with a coverage K=2 to indicate 95% level of confidence. The measurement data show herein meets or exceeds the CISPR measurement uncertainty values specified in CISPR 16-4-2 and can be compared directly to specified limit to determine compliance.

Uncertainty of Radiated Emission Measurement (30 MHz ~ 1000 MHz)

Measuring Uncertainty for a Level of Confidence of 95% (U = 2Uc(y))	2.5dB
---	-------

Uncertainty of Radiated Emission Measurement (1 GHz ~ 40 GHz)

Measuring Uncertainty for a Level of Confidence of 95% (U = 2Uc(y))	2.1dB
---	-------



Appendix A. Test Results of Conducted Test

Conducted Output Power(Average power)

LTE Band 2 Maximum Average Power [dBm]						
BW [MHz]	RB Size	RB Offset	Mod	Lowest	Middle	Highest
20	1	0	QPSK	23.45	23.38	23.34
20	1	49		23.45	23.33	23.44
20	1	99		23.72	23.59	23.67
20	50	0		22.59	22.52	22.45
20	50	24		22.53	22.29	22.50
20	50	50		22.46	22.34	22.42
20	100	0		22.54	22.51	22.48
20	1	0	16-QAM	22.84	22.86	22.82
20	1	49		22.48	22.45	22.45
20	1	99		22.88	22.59	22.69
20	50	0		21.59	21.55	21.37
20	50	24		21.45	21.43	21.52
20	50	50		21.39	21.50	21.47
20	100	0		21.59	21.41	21.52
20	1	0	64QAM	22.83	22.84	22.75
20	1	49		22.84	22.41	22.38
20	1	99		22.64	22.64	22.75
20	50	0		19.60	19.49	19.45
20	50	24		19.46	19.33	19.43
20	50	50		19.40	19.37	19.46
20	100	0		19.58	19.52	19.52



LTE Band 2 Maximum Average Power [dBm]						
BW [MHz]	RB Size	RB Offset	Mod	Lowest	Middle	Highest
15	1	0	QPSK	23.23	23.34	23.21
15	1	37		23.37	23.28	23.37
15	1	74		23.60	23.65	23.67
15	36	0		22.68	22.56	22.62
15	36	20		22.56	22.41	22.55
15	36	39		22.54	22.34	22.45
15	75	0		22.61	22.46	22.57
15	1	0	16-QAM	22.73	22.81	22.72
15	1	37		22.35	22.54	22.36
15	1	74		22.85	22.71	22.80
15	36	0		21.65	21.65	21.60
15	36	20		21.56	21.41	21.61
15	36	39		21.56	21.44	21.52
15	75	0		21.61	21.53	21.51
15	1	0	64QAM	22.90	22.89	23.00
15	1	37		22.81	22.56	22.60
15	1	74		22.87	22.77	22.87
15	36	0		19.64	19.61	19.60
15	36	20		19.54	19.42	19.59
15	36	39		19.52	19.49	19.51
15	75	0		19.61	19.55	19.51



LTE Band 2 Maximum Average Power [dBm]						
BW [MHz]	RB Size	RB Offset	Mod	Lowest	Middle	Highest
10	1	0	QPSK	23.39	23.23	23.29
10	1	25		23.43	23.22	23.41
10	1	49		23.71	23.65	23.69
10	25	0		22.74	22.69	22.77
10	25	12		22.71	22.55	22.71
10	25	25		22.61	22.58	22.77
10	50	0		22.68	22.70	22.63
10	1	0	16-QAM	22.89	22.98	22.88
10	1	25		22.86	22.79	22.90
10	1	49		22.87	22.90	22.87
10	25	0		21.74	21.78	21.72
10	25	12		21.64	21.66	21.71
10	25	25		21.74	21.71	21.75
10	50	0		21.71	21.71	21.73
10	1	0	64QAM	22.94	23.00	22.92
10	1	25		22.67	22.62	22.72
10	1	49		22.87	22.95	22.88
10	25	0		19.80	19.76	19.77
10	25	12		19.76	19.62	19.76
10	25	25		19.80	19.68	19.79
10	50	0		19.77	19.77	19.81



LTE Band 2 Maximum Average Power [dBm]						
BW [MHz]	RB Size	RB Offset	Mod	Lowest	Middle	Highest
5	1	0	QPSK	23.11	23.03	23.13
5	1	12		23.41	23.46	23.44
5	1	24		23.41	23.42	23.50
5	12	0		22.65	22.63	22.75
5	12	7		22.62	22.57	22.72
5	12	13		22.52	22.56	22.69
5	25	0		22.61	22.59	22.71
5	1	0	16-QAM	22.84	22.75	22.86
5	1	12		22.61	22.68	22.70
5	1	24		22.73	22.65	22.76
5	12	0		21.74	21.73	21.83
5	12	7		21.71	21.66	21.80
5	12	13		21.61	21.59	21.70
5	25	0		21.66	21.73	21.75
5	1	0	64QAM	22.83	22.64	22.80
5	1	12		22.65	22.56	22.75
5	1	24		22.69	22.62	22.71
5	12	0		19.80	19.80	19.81
5	12	7		19.78	19.74	19.88
5	12	13		19.68	19.65	19.77
5	25	0		19.72	19.70	19.81



LTE Band 2 Maximum Average Power [dBm]						
BW [MHz]	RB Size	RB Offset	Mod	Lowest	Middle	Highest
3	1	0	QPSK	23.58	23.53	23.13
3	1	8		23.50	23.44	23.53
3	1	14		23.44	23.41	23.50
3	8	0		22.55	22.51	22.63
3	8	4		22.57	22.54	22.62
3	8	7		22.55	22.46	22.61
3	15	0		22.60	22.53	22.64
3	1	0	16-QAM	22.73	22.72	22.80
3	1	8		22.72	22.66	22.85
3	1	14		22.67	22.60	22.78
3	8	0		21.65	21.64	21.75
3	8	4		21.66	21.59	21.74
3	8	7		21.58	21.58	21.69
3	15	0		21.60	21.53	21.68
3	1	0	64QAM	22.72	22.57	22.70
3	1	8		22.72	22.55	22.69
3	1	14		22.62	22.56	22.64
3	8	0		19.74	19.64	19.73
3	8	4		19.70	19.67	19.73
3	8	7		19.64	19.65	19.68
3	15	0		19.68	19.63	19.76



LTE Band 2 Maximum Average Power [dBm]						
BW [MHz]	RB Size	RB Offset	Mod	Lowest	Middle	Highest
1.4	1	0	QPSK	23.17	23.20	23.35
1.4	1	3		23.50	23.46	23.52
1.4	1	5		23.43	23.36	23.49
1.4	3	0		23.42	23.41	23.51
1.4	3	1		23.51	23.42	23.53
1.4	3	3		23.45	23.44	23.49
1.4	6	0		22.56	22.50	22.60
1.4	1	0	16-QAM	22.75	22.66	22.76
1.4	1	3		22.78	22.68	22.82
1.4	1	5		22.71	22.63	22.76
1.4	3	0		22.51	22.48	22.65
1.4	3	1		22.58	22.56	22.66
1.4	3	3		22.50	22.49	22.58
1.4	6	0		21.55	21.57	21.62
1.4	1	0		64QAM	22.62	22.50
1.4	1	3	22.64		22.60	22.68
1.4	1	5	22.57		22.47	22.61
1.4	3	0	22.58		22.50	22.60
1.4	3	1	22.61		22.51	22.67
1.4	3	3	22.54		22.47	22.57
1.4	6	0	19.68		19.63	19.75



LTE Band 4 Maximum Average Power [dBm]						
BW [MHz]	RB Size	RB Offset	Mod	Lowest	Middle	Highest
20	1	0	QPSK	23.08	23.08	23.15
20	1	49		23.43	23.28	23.32
20	1	99		23.56	23.48	23.50
20	50	0		22.49	22.48	22.46
20	50	24		22.41	22.37	22.44
20	50	50		22.33	22.41	22.34
20	100	0		22.44	22.41	22.43
20	1	0	16-QAM	22.03	22.35	22.50
20	1	49		22.31	22.38	22.34
20	1	99		22.32	22.30	22.21
20	50	0		21.53	21.52	21.52
20	50	24		21.44	21.42	21.50
20	50	50		21.38	21.48	21.40
20	100	0		21.41	21.34	21.45
20	1	0	64-QAM	22.82	22.89	22.97
20	1	49		22.56	22.64	22.70
20	1	99		22.86	22.86	22.86
20	50	0		19.60	19.58	19.59
20	50	24		19.50	19.49	19.57
20	50	50		19.44	19.55	19.46
20	100	0		19.52	19.46	19.57



LTE Band 4 Maximum Average Power [dBm]						
BW [MHz]	RB Size	RB Offset	Mod	Lowest	Middle	Highest
15	1	0	QPSK	23.06	23.05	23.03
15	1	37		23.46	23.45	23.31
15	1	74		23.23	23.38	23.32
15	36	0		22.35	22.65	22.51
15	36	20		22.43	22.41	22.52
15	36	39		22.33	22.47	22.33
15	75	0		22.40	22.42	22.43
15	1	0	16-QAM	22.45	22.60	22.62
15	1	37		22.18	22.28	22.26
15	1	74		22.28	22.44	22.29
15	36	0		21.41	21.57	21.58
15	36	20		21.49	21.48	21.54
15	36	39		21.40	21.54	21.41
15	75	0		21.44	21.46	21.49
15	1	0	64-QAM	22.78	22.56	22.66
15	1	37		22.93	22.95	22.95
15	1	74		22.81	22.88	22.83
15	36	0		19.49	19.65	19.66
15	36	20		19.57	19.56	19.60
15	36	39		19.47	19.53	19.49
15	75	0		19.56	19.59	19.72



LTE Band 4 Maximum Average Power [dBm]						
BW [MHz]	RB Size	RB Offset	Mod	Lowest	Middle	Highest
10	1	0	QPSK	23.38	23.36	23.21
10	1	25		23.55	23.48	23.44
10	1	49		23.55	23.45	23.47
10	25	0		22.45	22.54	22.60
10	25	12		22.43	22.44	22.52
10	25	25		22.66	22.56	22.48
10	50	0		22.42	22.53	22.46
10	1	0	16-QAM	22.60	22.82	22.77
10	1	25		22.35	22.39	22.37
10	1	49		22.76	22.82	22.65
10	25	0		21.52	21.58	21.56
10	25	12		21.50	21.47	21.45
10	25	25		21.64	21.54	21.49
10	50	0		21.49	21.52	21.47
10	1	0	64-QAM	22.67	22.81	22.85
10	1	25		22.84	22.86	22.85
10	1	49		22.66	23.00	22.86
10	25	0		19.59	19.68	19.67
10	25	12		19.60	19.59	19.57
10	25	25		19.73	19.71	19.66
10	50	0		19.57	19.49	19.66



LTE Band 4 Maximum Average Power [dBm]						
BW [MHz]	RB Size	RB Offset	Mod	Lowest	Middle	Highest
5	1	0	QPSK	23.05	23.13	23.09
5	1	12		23.32	23.38	23.46
5	1	24		23.32	23.33	23.36
5	12	0		22.50	22.63	22.50
5	12	7		22.37	22.46	22.51
5	12	13		22.38	22.37	22.39
5	25	0		22.44	22.49	22.54
5	1	0	16-QAM	22.48	22.48	22.36
5	1	12		22.24	22.25	22.41
5	1	24		22.31	22.39	22.37
5	12	0		21.57	21.57	21.58
5	12	7		21.46	21.54	21.61
5	12	13		21.47	21.55	21.42
5	25	0		21.48	21.43	21.50
5	1	0	64-QAM	22.54	22.67	22.86
5	1	12		22.45	22.94	22.52
5	1	24		22.46	22.59	22.59
5	12	0		19.60	19.60	19.63
5	12	7		19.50	19.58	19.66
5	12	13		19.51	19.50	19.54
5	25	0		19.59	19.63	19.62



LTE Band 4 Maximum Average Power [dBm]						
BW [MHz]	RB Size	RB Offset	Mod	Lowest	Middle	Highest
3	1	0	QPSK	23.21	23.30	23.26
3	1	8		23.38	23.41	23.42
3	1	14		23.31	23.35	23.36
3	8	0		22.44	22.44	22.50
3	8	4		22.42	22.48	22.45
3	8	7		22.37	22.45	22.44
3	15	0		22.38	22.44	22.48
3	1	0	16-QAM	22.25	22.22	22.11
3	1	8		22.15	22.18	22.18
3	1	14		22.06	22.02	22.12
3	8	0		21.51	21.56	21.59
3	8	4		21.48	21.58	21.52
3	8	7		21.44	21.54	21.46
3	15	0		21.42	21.46	21.45
3	1	0	64-QAM	22.56	22.60	22.57
3	1	8		22.53	22.60	22.58
3	1	14		22.49	22.50	22.53
3	8	0		19.53	19.57	19.57
3	8	4		19.52	19.58	19.59
3	8	7		19.45	19.54	19.54
3	15	0		19.54	19.59	19.54



LTE Band 4 Maximum Average Power [dBm]						
BW [MHz]	RB Size	RB Offset	Mod	Lowest	Middle	Highest
1.4	1	0	QPSK	23.19	23.11	23.08
1.4	1	3		23.39	23.44	23.44
1.4	1	5		23.30	23.36	23.34
1.4	3	0		23.33	23.43	23.39
1.4	3	1		23.41	23.43	23.42
1.4	3	3		23.36	23.39	23.36
1.4	6	0		22.37	22.38	22.38
1.4	1	0	16-QAM	22.19	22.11	22.14
1.4	1	3		22.17	22.19	22.12
1.4	1	5		22.17	22.03	22.13
1.4	3	0		22.40	22.52	22.47
1.4	3	1		22.48	22.57	22.51
1.4	3	3		22.37	22.48	22.43
1.4	6	0		21.41	21.47	21.42
1.4	1	0	64-QAM	22.53	22.53	22.59
1.4	1	3		22.53	22.52	22.58
1.4	1	5		22.44	22.45	22.49
1.4	3	0		22.45	22.46	22.48
1.4	3	1		22.47	22.52	22.50
1.4	3	3		22.41	22.44	22.39
1.4	6	0		19.47	19.55	19.53



LTE Band 5 Maximum Average Power [dBm]						
BW [MHz]	RB Size	RB Offset	Mod	Lowest	Middle	Highest
10	1	0	QPSK	23.16	23.16	23.15
10	1	25		23.48	23.56	23.63
10	1	49		23.54	23.60	23.51
10	25	0		22.57	22.60	22.61
10	25	12		22.56	22.68	22.68
10	25	25		22.60	22.60	22.69
10	50	0		22.53	22.65	22.67
10	1	0	16-QAM	22.77	22.76	22.91
10	1	25		22.74	22.92	22.91
10	1	49		22.80	22.86	22.93
10	25	0		21.66	21.77	21.69
10	25	12		21.69	21.80	21.78
10	25	25		21.67	21.77	21.67
10	50	0		21.57	21.69	21.73
10	1	0	64QAM	22.65	22.70	22.70
10	1	25		22.64	22.72	22.79
10	1	49		22.67	22.74	22.67
10	25	0		19.67	19.73	19.75
10	25	12		19.65	19.83	19.82
10	25	25		19.68	19.72	19.78
10	50	0		19.64	19.88	19.80



LTE Band 5 Maximum Average Power [dBm]						
BW [MHz]	RB Size	RB Offset	Mod	Lowest	Middle	Highest
5	1	0	QPSK	23.06	23.09	23.10
5	1	12		23.40	23.51	23.52
5	1	24		23.49	23.53	23.43
5	12	0		22.50	22.55	22.53
5	12	7		22.48	22.61	22.63
5	12	13		22.52	22.55	22.62
5	25	0		22.48	22.62	22.59
5	1	0	16-QAM	22.70	22.71	22.83
5	1	12		22.66	22.85	22.86
5	1	24		22.72	22.81	22.86
5	12	0		21.61	21.70	21.61
5	12	7		21.62	21.75	21.70
5	12	13		21.59	21.70	21.62
5	25	0		21.49	21.64	21.66
5	1	0	64QAM	22.60	22.63	22.62
5	1	12		22.57	22.67	22.71
5	1	24		22.59	22.67	22.62
5	12	0		19.59	19.68	19.68
5	12	7		19.60	19.76	19.74
5	12	13		19.61	19.67	19.70
5	25	0		19.56	19.81	19.75



LTE Band 5 Maximum Average Power [dBm]						
BW [MHz]	RB Size	RB Offset	Mod	Lowest	Middle	Highest
3	1	0	QPSK	23.08	23.02	23.02
3	1	8		23.33	23.46	23.50
3	1	14		23.41	23.46	23.38
3	8	0		22.42	22.50	22.46
3	8	4		22.43	22.54	22.55
3	8	7		22.45	22.50	22.54
3	15	0		22.40	22.55	22.54
3	1	0	16-QAM	22.62	22.66	22.76
3	1	8		22.61	22.78	22.78
3	1	14		22.65	22.76	22.78
3	8	0		21.53	21.63	21.56
3	8	4		21.54	21.70	21.63
3	8	7		21.54	21.63	21.54
3	15	0		21.42	21.59	21.58
3	1	0	64QAM	22.52	22.56	22.57
3	1	8		22.49	22.62	22.64
3	1	14		22.54	22.60	22.54
3	8	0		19.52	19.63	19.60
3	8	4		19.52	19.69	19.69
3	8	7		19.53	19.62	19.63
3	15	0		19.51	19.74	19.67



LTE Band 5 Maximum Average Power [dBm]						
BW [MHz]	RB Size	RB Offset	Mod	Lowest	Middle	Highest
1.4	1	0	QPSK	23.08	23.02	23.15
1.4	1	3		23.42	23.49	23.51
1.4	1	5		23.33	23.42	23.46
1.4	3	0		23.32	23.47	23.42
1.4	3	1		23.34	23.55	23.45
1.4	3	3		23.34	23.50	23.44
1.4	6	0		22.45	22.55	22.52
1.4	1	0	16-QAM	22.66	22.81	22.80
1.4	1	3		22.71	22.84	22.87
1.4	1	5		22.68	22.73	22.80
1.4	3	0		22.47	22.65	22.57
1.4	3	1		22.56	22.66	22.56
1.4	3	3		22.53	22.60	22.44
1.4	6	0		21.44	21.59	21.56
1.4	1	0	64QAM	22.52	22.66	22.72
1.4	1	3		22.54	22.65	22.68
1.4	1	5		22.53	22.62	22.65
1.4	3	0		22.52	22.62	22.60
1.4	3	1		22.53	22.68	22.61
1.4	3	3		22.51	22.57	22.56
1.4	6	0		19.56	19.74	19.62



LTE Band 7 Maximum Average Power [dBm]						
BW [MHz]	RB Size	RB Offset	Mod	Lowest	Middle	Highest
20	1	0	QPSK	23.33	23.35	23.37
20	1	49		23.58	23.61	23.42
20	1	99		23.70	23.82	23.61
20	50	0		22.64	22.86	22.71
20	50	24		22.68	22.79	22.61
20	50	50		22.69	22.72	22.63
20	100	0		22.71	22.91	22.65
20	1	0	16-QAM	22.46	22.63	22.75
20	1	49		22.54	22.55	22.51
20	1	99		22.57	22.61	22.48
20	50	0		21.65	21.87	21.71
20	50	24		21.74	21.87	21.64
20	50	50		21.71	21.78	21.65
20	100	0		21.76	21.85	21.64
20	1	0	64-QAM	22.77	22.94	23.00
20	1	49		22.85	22.90	22.73
20	1	99		22.88	22.93	22.86
20	50	0		19.81	19.98	19.80
20	50	24		19.82	19.98	19.72
20	50	50		19.83	19.88	19.75
20	100	0		19.86	19.98	19.76



LTE Band 7 Maximum Average Power [dBm]						
BW [MHz]	RB Size	RB Offset	Mod	Lowest	Middle	Highest
15	1	0	QPSK	23.19	23.22	23.13
15	1	37		23.53	23.60	23.54
15	1	74		23.61	23.63	23.56
15	36	0		22.65	22.87	22.61
15	36	20		22.70	22.85	22.64
15	36	39		22.64	22.76	22.56
15	75	0		22.65	22.83	22.64
15	1	0	16-QAM	22.38	22.54	22.58
15	1	37		22.37	22.55	22.51
15	1	74		22.52	22.55	22.44
15	36	0		21.62	21.87	21.64
15	36	20		21.71	21.84	21.72
15	36	39		21.62	21.78	21.61
15	75	0		21.70	21.90	21.70
15	1	0	64-QAM	22.72	22.88	22.90
15	1	37		22.60	22.72	22.75
15	1	74		22.85	22.90	22.77
15	36	0		19.74	19.99	19.77
15	36	20		19.80	19.95	19.81
15	36	39		19.76	19.87	19.73
15	75	0		19.78	20.02	19.84



LTE Band 7 Maximum Average Power [dBm]						
BW [MHz]	RB Size	RB Offset	Mod	Lowest	Middle	Highest
10	1	0	QPSK	23.32	23.54	23.35
10	1	25		23.63	23.81	23.39
10	1	49		23.81	23.80	23.59
10	25	0		22.74	22.82	22.62
10	25	12		22.66	22.82	22.53
10	25	25		22.70	22.76	22.53
10	50	0		22.65	22.84	22.50
10	1	0	16-QAM	22.65	22.81	22.69
10	1	25		22.34	22.51	22.37
10	1	49		22.64	22.67	22.46
10	25	0		21.79	21.83	21.59
10	25	12		21.68	21.86	21.52
10	25	25		21.66	21.81	21.49
10	50	0		21.69	21.88	21.53
10	1	0	64-QAM	22.96	22.67	22.95
10	1	25		22.64	22.90	22.64
10	1	49		22.97	22.66	22.85
10	25	0		19.84	19.96	19.71
10	25	12		19.78	19.95	19.61
10	25	25		19.80	19.94	19.66
10	50	0		19.78	19.96	19.68



LTE Band 7 Maximum Average Power [dBm]						
BW [MHz]	RB Size	RB Offset	Mod	Lowest	Middle	Highest
5	1	0	QPSK	23.20	23.18	23.17
5	1	12		23.64	23.60	23.39
5	1	24		23.60	23.67	23.46
5	12	0		22.72	22.83	22.56
5	12	7		22.70	22.81	22.55
5	12	13		22.64	22.79	22.52
5	25	0		22.73	22.87	22.57
5	1	0	16-QAM	22.50	22.67	22.39
5	1	12		22.46	22.59	22.31
5	1	24		22.42	22.58	22.28
5	12	0		21.75	21.86	21.61
5	12	7		21.71	21.86	21.56
5	12	13		21.66	21.80	21.54
5	25	0		21.74	21.88	21.51
5	1	0	64-QAM	22.84	22.94	22.71
5	1	12		22.70	22.83	22.58
5	1	24		22.74	22.93	22.59
5	12	0		19.84	19.97	19.69
5	12	7		19.82	19.98	19.66
5	12	13		19.76	19.91	19.65
5	25	0		19.85	19.97	19.70



LTE Band 12 Maximum Average Power [dBm]						
BW [MHz]	RB Size	RB Offset	Mod	Lowest	Middle	Highest
10	1	0	QPSK	23.36	23.47	23.12
10	1	25		23.37	23.40	23.24
10	1	49		23.56	23.51	23.61
10	25	0		22.40	22.33	22.54
10	25	12		22.49	22.38	22.34
10	25	25		22.38	22.36	22.43
10	50	0		22.39	22.27	22.45
10	1	0	16-QAM	22.45	22.52	22.49
10	1	25		22.29	22.25	22.24
10	1	49		22.35	22.44	22.42
10	25	0		21.45	21.27	21.39
10	25	12		21.38	21.31	21.33
10	25	25		21.33	21.41	21.33
10	50	0		21.51	21.31	21.37
10	1	0	64QAM	22.67	22.75	22.77
10	1	25		22.49	22.50	22.45
10	1	49		22.67	22.65	22.72
10	25	0		19.61	19.39	19.52
10	25	12		19.59	19.49	19.46
10	25	25		19.52	19.49	19.51
10	50	0		19.60	19.39	19.46



LTE Band 12 Maximum Average Power [dBm]						
BW [MHz]	RB Size	RB Offset	Mod	Lowest	Middle	Highest
5	1	0	QPSK	23.19	23.15	23.08
5	1	12		23.31	23.29	23.22
5	1	24		23.43	23.34	23.32
5	12	0		22.41	22.30	22.35
5	12	7		22.33	22.34	22.32
5	12	13		22.42	22.34	22.30
5	25	0		22.42	22.34	22.34
5	1	0	16-QAM	22.13	22.27	22.14
5	1	12		22.10	22.07	22.01
5	1	24		22.25	22.21	22.20
5	12	0		21.42	21.38	21.38
5	12	7		21.41	21.44	21.42
5	12	13		21.43	21.41	21.39
5	25	0		21.36	21.31	21.30
5	1	0	64QAM	22.38	22.50	22.42
5	1	12		22.52	22.41	22.44
5	1	24		22.57	22.52	22.46
5	12	0		19.50	19.47	19.47
5	12	7		19.45	19.46	19.44
5	12	13		19.49	19.46	19.46
5	25	0		19.46	19.48	19.45



LTE Band 12 Maximum Average Power [dBm]						
BW [MHz]	RB Size	RB Offset	Mod	Lowest	Middle	Highest
3	1	0	QPSK	23.05	23.07	23.08
3	1	8		23.32	23.38	23.30
3	1	14		23.31	23.28	23.26
3	8	0		22.27	22.30	22.26
3	8	4		22.28	22.36	22.32
3	8	7		22.28	22.27	22.20
3	15	0		22.31	22.33	22.31
3	1	0	16-QAM	22.20	22.25	22.02
3	1	8		22.19	22.25	22.16
3	1	14		22.17	22.15	22.14
3	8	0		21.37	21.42	21.36
3	8	4		21.40	21.39	21.38
3	8	7		21.43	21.38	21.34
3	15	0		21.31	21.34	21.32
3	1	0	64QAM	22.44	22.40	22.28
3	1	8		22.41	22.47	22.39
3	1	14		22.35	22.40	22.34
3	8	0		19.39	19.42	19.33
3	8	4		19.40	19.47	19.41
3	8	7		19.35	19.40	19.29
3	15	0		19.42	19.43	19.43



LTE Band 12 Maximum Average Power [dBm]						
BW [MHz]	RB Size	RB Offset	Mod	Lowest	Middle	Highest
1.4	1	0	QPSK	23.05	23.08	23.02
1.4	1	3		23.31	23.36	23.26
1.4	1	5		23.21	23.25	23.24
1.4	3	0		23.31	23.24	23.20
1.4	3	1		23.38	23.33	23.25
1.4	3	3		23.26	23.24	23.23
1.4	6	0		22.32	22.34	22.26
1.4	1	0	16-QAM	22.21	22.24	22.13
1.4	1	3		22.28	22.28	22.17
1.4	1	5		22.18	22.20	22.19
1.4	3	0		22.37	22.34	22.39
1.4	3	1		22.47	22.48	22.41
1.4	3	3		22.34	22.35	22.43
1.4	6	0		21.40	21.32	21.21
1.4	1	0	64QAM	22.47	22.50	22.36
1.4	1	3		22.46	22.53	22.45
1.4	1	5		22.34	22.40	22.36
1.4	3	0		22.36	22.35	22.30
1.4	3	1		22.46	22.39	22.34
1.4	3	3		22.37	22.30	22.35
1.4	6	0		19.50	19.45	19.29



LTE Band 13 Maximum Average Power [dBm]						
BW [MHz]	RB Size	RB Offset	Mod	Lowest	Middle	Highest
10	1	0	QPSK		23.88	
10	1	25			23.65	
10	1	49			23.61	
10	25	0			22.58	
10	25	12			22.62	
10	25	25			22.53	
10	50	0			22.55	
10	1	0	16-QAM	-	22.62	-
10	1	25			22.49	
10	1	49			22.50	
10	25	0			21.55	
10	25	12			21.57	
10	25	25			21.46	
10	50	0			21.60	
10	1	0	64QAM		22.88	
10	1	25			22.71	
10	1	49			22.76	
10	25	0			19.72	
10	25	12			19.72	
10	25	25			19.64	
10	50	0			19.70	



LTE Band 13 Maximum Average Power [dBm]						
BW [MHz]	RB Size	RB Offset	Mod	Lowest	Middle	Highest
5	1	0	QPSK	23.13	23.08	23.19
5	1	12		23.54	23.56	23.43
5	1	24		23.51	23.50	23.40
5	12	0		22.61	22.53	22.48
5	12	7		22.50	22.55	22.51
5	12	13		22.52	22.46	22.47
5	25	0		22.54	22.60	22.53
5	1	0	16-QAM	22.47	22.42	22.46
5	1	12		22.30	22.32	22.19
5	1	24		22.40	22.43	22.28
5	12	0		21.64	21.58	21.59
5	12	7		21.57	21.66	21.54
5	12	13		21.59	21.57	21.51
5	25	0		21.53	21.52	21.44
5	1	0		22.65	22.63	22.70
5	1	12		22.62	22.68	22.66
5	1	24		22.61	22.62	22.52
5	12	0	64QAM	19.70	19.67	19.61
5	12	7		19.67	19.73	19.67
5	12	13		19.70	19.61	19.63
5	25	0		19.67	19.70	19.62



LTE Band 17 Maximum Average Power [dBm]						
BW [MHz]	RB Size	RB Offset	Mod	Lowest	Middle	Highest
10	1	0	QPSK	23.30	23.22	23.27
10	1	25		23.26	23.29	23.28
10	1	49		23.53	23.57	23.61
10	25	0		22.22	22.25	22.35
10	25	12		22.33	22.35	22.38
10	25	25		22.35	22.28	22.36
10	50	0		22.34	22.32	22.37
10	1	0	16-QAM	22.55	22.48	22.52
10	1	25		22.30	22.35	22.41
10	1	49		22.54	22.51	22.51
10	25	0		21.18	21.24	21.32
10	25	12		21.25	21.32	21.36
10	25	25		21.30	21.24	21.32
10	50	0		21.33	21.29	21.29
10	1	0	64QAM	22.66	22.61	22.66
10	1	25		22.41	22.46	22.51
10	1	49		22.72	22.74	22.74
10	25	0		19.35	19.40	19.47
10	25	12		19.44	19.45	19.51
10	25	25		19.50	19.42	19.47
10	50	0		19.43	19.39	19.36



LTE Band 17 Maximum Average Power [dBm]						
BW [MHz]	RB Size	RB Offset	Mod	Lowest	Middle	Highest
5	1	0	QPSK	23.08	23.09	23.12
5	1	12		23.18	23.22	23.19
5	1	24		23.25	23.25	23.33
5	12	0		22.19	22.21	22.35
5	12	7		22.25	22.24	22.24
5	12	13		22.29	22.16	22.32
5	25	0		22.24	22.28	22.32
5	1	0	16-QAM	22.21	22.19	22.24
5	1	12		22.09	22.05	22.05
5	1	24		22.26	22.23	22.30
5	12	0		21.23	21.28	21.37
5	12	7		21.32	21.34	21.32
5	12	13		21.37	21.24	21.35
5	25	0		21.22	21.28	21.23
5	1	0	64QAM	22.43	22.34	22.42
5	1	12		22.32	22.34	22.35
5	1	24		22.37	22.33	22.47
5	12	0		19.34	19.38	19.47
5	12	7		19.43	19.41	19.42
5	12	13		19.41	19.34	19.48
5	25	0		19.37	19.41	19.42



LTE Band 25 Maximum Average Power [dBm]						
BW [MHz]	RB Size	RB Offset	Mod	Lowest	Middle	Highest
20	1	0	QPSK	23.38	23.38	23.40
20	1	49		23.63	23.61	23.87
20	1	99		23.44	23.39	23.50
20	50	0		22.60	22.66	22.74
20	50	24		22.57	22.59	22.63
20	50	50		22.48	22.56	22.68
20	100	0		22.69	22.77	22.79
20	1	0	16-QAM	22.83	22.90	22.93
20	1	49		22.67	22.60	22.74
20	1	99		22.49	22.43	22.53
20	50	0		21.60	21.72	21.68
20	50	24		21.48	21.56	21.68
20	50	50		21.54	21.55	21.65
20	100	0		21.52	21.55	21.72
20	1	0	64QAM	22.77	22.82	22.94
20	1	49		22.54	22.50	22.54
20	1	99		22.45	22.52	22.69
20	50	0		19.67	19.74	19.77
20	50	24		19.67	19.58	19.69
20	50	50		19.59	19.74	19.74
20	100	0		19.69	19.68	19.83



LTE Band 25 Maximum Average Power [dBm]						
BW [MHz]	RB Size	RB Offset	Mod	Lowest	Middle	Highest
15	1	0	QPSK	23.18	23.17	23.22
15	1	37		23.62	23.53	23.65
15	1	74		23.56	23.60	23.65
15	36	0		22.73	22.77	22.80
15	36	20		22.61	22.71	22.75
15	36	39		22.74	22.71	22.81
15	75	0		22.64	22.71	22.76
15	1	0	16-QAM	22.77	22.45	22.63
15	1	37		22.46	22.36	22.71
15	1	74		22.42	22.37	22.49
15	36	0		21.78	21.73	21.84
15	36	20		21.55	21.57	21.69
15	36	39		21.74	21.68	21.81
15	75	0		21.63	21.69	21.84
15	1	0	64QAM	22.73	22.60	22.72
15	1	37		22.63	22.45	22.55
15	1	74		22.49	22.62	22.68
15	36	0		19.73	19.87	19.81
15	36	20		19.61	19.67	19.77
15	36	39		19.71	19.73	19.81
15	75	0		19.72	19.80	19.93



LTE Band 25 Maximum Average Power [dBm]						
BW [MHz]	RB Size	RB Offset	Mod	Lowest	Middle	Highest
10	1	0	QPSK	23.45	23.38	23.44
10	1	25		23.74	23.65	23.70
10	1	49		23.86	23.85	23.83
10	25	0		22.70	22.62	22.72
10	25	12		22.73	22.69	22.76
10	25	25		22.64	22.63	22.68
10	50	0		22.80	22.64	22.68
10	1	0	16-QAM	22.63	22.79	22.70
10	1	25		22.56	22.35	22.34
10	1	49		22.62	22.68	22.65
10	25	0		21.60	21.53	21.66
10	25	12		21.56	21.50	21.60
10	25	25		21.61	21.58	21.62
10	50	0		21.71	21.64	21.64
10	1	0	64QAM	22.67	22.77	22.83
10	1	25		22.61	22.57	22.65
10	1	49		22.80	22.88	22.57
10	25	0		19.84	19.66	19.76
10	25	12		19.88	19.74	19.80
10	25	25		19.71	19.70	19.83
10	50	0		19.83	19.76	19.88



LTE Band 25 Maximum Average Power [dBm]						
BW [MHz]	RB Size	RB Offset	Mod	Lowest	Middle	Highest
5	1	0	QPSK	23.24	23.14	23.27
5	1	12		23.61	23.55	23.63
5	1	24		23.59	23.52	23.60
5	12	0		22.77	22.67	22.78
5	12	7		22.74	22.59	22.72
5	12	13		22.61	22.61	22.58
5	25	0		22.72	22.64	22.71
5	1	0	16-QAM	22.50	22.56	22.60
5	1	12		22.44	22.35	22.35
5	1	24		22.36	22.22	22.47
5	12	0		21.75	21.76	21.80
5	12	7		21.73	21.57	21.74
5	12	13		21.73	21.63	21.69
5	25	0		21.59	21.57	21.61
5	1	0	64QAM	22.72	22.68	22.73
5	1	12		22.55	22.42	22.43
5	1	24		22.55	22.51	22.60
5	12	0		19.81	19.67	19.72
5	12	7		19.78	19.74	19.80
5	12	13		19.77	19.67	19.73
5	25	0		19.70	19.69	19.78



LTE Band 25 Maximum Average Power [dBm]						
BW [MHz]	RB Size	RB Offset	Mod	Lowest	Middle	Highest
3	1	0	QPSK	23.54	23.43	23.44
3	1	8		23.68	23.61	23.67
3	1	14		23.61	23.52	23.57
3	8	0		22.68	22.64	22.70
3	8	4		22.65	22.62	22.64
3	8	7		22.64	22.60	22.64
3	15	0		22.68	22.60	22.63
3	1	0	16-QAM	22.64	22.50	22.62
3	1	8		22.57	22.54	22.66
3	1	14		22.47	22.41	22.61
3	8	0		21.72	21.67	21.75
3	8	4		21.75	21.71	21.72
3	8	7		21.67	21.62	21.67
3	15	0		21.69	21.64	21.66
3	1	0	64QAM	22.82	22.77	22.84
3	1	8		22.79	22.74	22.85
3	1	14		22.74	22.68	22.77
3	8	0		19.84	19.74	19.79
3	8	4		19.81	19.72	19.77
3	8	7		19.74	19.68	19.72
3	15	0		19.77	19.75	19.75



LTE Band 25 Maximum Average Power [dBm]						
BW [MHz]	RB Size	RB Offset	Mod	Lowest	Middle	Highest
1.4	1	0	QPSK	23.50	23.38	23.42
1.4	1	3		23.59	23.64	23.69
1.4	1	5		23.52	23.52	23.62
1.4	3	0		23.64	23.53	23.60
1.4	3	1		23.64	23.61	23.62
1.4	3	3		23.63	23.54	23.61
1.4	6	0		22.59	22.60	22.61
1.4	1	0	16-QAM	22.55	22.44	22.56
1.4	1	3		22.59	22.54	22.65
1.4	1	5		22.48	22.42	22.58
1.4	3	0		22.59	22.62	22.62
1.4	3	1		22.62	22.66	22.65
1.4	3	3		22.55	22.60	22.62
1.4	6	0		21.64	21.58	21.67
1.4	1	0		64QAM	22.79	22.77
1.4	1	3	22.84		22.79	22.83
1.4	1	5	22.74		22.71	22.77
1.4	3	0	22.64		22.65	22.67
1.4	3	1	22.70		22.68	22.72
1.4	3	3	22.64		22.56	22.66
1.4	6	0	19.74		19.67	19.73



LTE Band 26 Maximum Average Power [dBm]						
BW [MHz]	RB Size	RB Offset	Mod	Lowest	Middle	Highest
15	1	0	QPSK	23.46	23.62	23.48
15	1	37		23.35	23.38	23.35
15	1	74		23.78	23.84	23.78
15	36	0		22.65	22.77	22.74
15	36	20		22.44	22.53	22.58
15	36	39		22.37	22.45	22.40
15	75	0		22.53	22.62	22.61
15	1	0	16-QAM	22.40	22.45	22.53
15	1	37		22.05	22.07	22.15
15	1	74		22.53	22.48	22.42
15	36	0		21.65	21.71	21.72
15	36	20		21.23	21.50	21.56
15	36	39		21.36	21.44	21.32
15	75	0		21.53	21.58	21.69
15	1	0	64QAM	22.78	22.84	22.89
15	1	37		22.47	22.68	22.54
15	1	74		22.95	22.93	22.87
15	36	0		19.76	19.83	19.86
15	36	20		19.51	19.62	19.61
15	36	39		19.45	19.49	19.44
15	75	0		19.64	19.69	19.74



LTE Band 26 Maximum Average Power [dBm]						
BW [MHz]	RB Size	RB Offset	Mod	Lowest	Middle	Highest
10	1	0	QPSK	23.35	23.50	23.46
10	1	25		23.42	23.41	23.47
10	1	49		23.83	23.80	23.78
10	25	0		22.56	22.60	22.58
10	25	12		22.48	22.57	22.47
10	25	25		22.57	22.65	22.52
10	50	0		22.46	22.58	22.49
10	1	0	16-QAM	22.38	22.44	22.45
10	1	25		22.10	22.27	22.12
10	1	49		22.48	22.48	22.28
10	25	0		21.46	21.59	21.59
10	25	12		21.41	21.56	21.46
10	25	25		21.54	21.62	21.54
10	50	0		21.51	21.62	21.57
10	1	0	64QAM	22.71	22.82	22.82
10	1	25		22.49	22.65	22.49
10	1	49		22.94	22.94	22.74
10	25	0		19.65	19.72	19.72
10	25	12		19.59	19.67	19.66
10	25	25		19.70	19.74	19.66
10	50	0		19.59	19.67	19.67



LTE Band 26 Maximum Average Power [dBm]						
BW [MHz]	RB Size	RB Offset	Mod	Lowest	Middle	Highest
5	1	0	QPSK	23.02	23.08	23.05
5	1	12		23.35	23.38	23.42
5	1	24		23.35	23.51	23.39
5	12	0		22.49	22.59	22.44
5	12	7		22.45	22.53	22.40
5	12	13		22.49	22.53	22.39
5	25	0		22.52	22.53	22.44
5	1	0	16-QAM	22.47	22.57	22.44
5	1	12		22.37	22.41	22.35
5	1	24		22.42	22.53	22.37
5	12	0		21.46	21.66	21.51
5	12	7		21.54	21.62	21.50
5	12	13		21.49	21.60	21.46
5	25	0		21.40	21.46	21.44
5	1	0	64QAM	22.50	22.63	22.51
5	1	12		22.51	22.57	22.44
5	1	24		22.49	22.61	22.49
5	12	0		19.55	19.74	19.61
5	12	7		19.61	19.66	19.60
5	12	13		19.58	19.69	19.59
5	25	0		19.59	19.65	19.57



LTE Band 26 Maximum Average Power [dBm]						
BW [MHz]	RB Size	RB Offset	Mod	Lowest	Middle	Highest
3	1	0	QPSK	23.08	23.06	23.03
3	1	8		23.39	23.44	23.39
3	1	14		23.35	23.42	23.30
3	8	0		22.41	22.47	22.37
3	8	4		22.46	22.53	22.45
3	8	7		22.43	22.51	22.39
3	15	0		22.46	22.47	22.41
3	1	0	16-QAM	22.39	22.51	22.49
3	1	8		22.42	22.50	22.45
3	1	14		22.49	22.46	22.46
3	8	0		21.51	21.61	21.47
3	8	4		21.52	21.59	21.48
3	8	7		21.56	21.63	21.42
3	15	0		21.47	21.49	21.43
3	1	0	64QAM	22.43	22.60	22.48
3	1	8		22.49	22.60	22.49
3	1	14		22.52	22.56	22.52
3	8	0		19.52	19.59	19.56
3	8	4		19.58	19.64	19.55
3	8	7		19.55	19.62	19.59
3	15	0		19.56	19.61	19.59



LTE Band 26 Maximum Average Power [dBm]						
BW [MHz]	RB Size	RB Offset	Mod	Lowest	Middle	Highest
1.4	1	0	QPSK	23.12	23.02	23.08
1.4	1	3		23.35	23.42	23.40
1.4	1	5		23.30	23.35	23.40
1.4	3	0		23.36	23.38	23.33
1.4	3	1		23.41	23.46	23.38
1.4	3	3		23.34	23.37	23.40
1.4	6	0		22.40	22.45	22.38
1.4	1	0	16-QAM	22.38	22.41	22.46
1.4	1	3		22.47	22.55	22.52
1.4	1	5		22.40	22.48	22.46
1.4	3	0		22.45	22.53	22.33
1.4	3	1		22.49	22.57	22.35
1.4	3	3		22.45	22.51	22.26
1.4	6	0		21.46	21.53	21.48
1.4	1	0		64QAM	22.41	22.50
1.4	1	3	22.50		22.56	22.54
1.4	1	5	22.47		22.48	22.52
1.4	3	0	22.44		22.55	22.45
1.4	3	1	22.51		22.59	22.46
1.4	3	3	22.44		22.56	22.41
1.4	6	0	19.61		19.66	19.53



LTE Band 38 Maximum Average Power [dBm]						
BW [MHz]	RB Size	RB Offset	Mod	Lowest	Middle	Highest
20	1	0	QPSK	23.42	23.41	23.48
20	1	49		23.52	23.57	23.67
20	1	99		23.76	23.80	23.90
20	50	0		22.52	22.62	22.56
20	50	24		22.45	22.63	22.72
20	50	50		22.64	22.68	22.73
20	100	0		22.58	22.62	22.69
20	1	0	16-QAM	22.22	22.29	22.30
20	1	49		22.20	22.25	22.33
20	1	99		22.38	22.42	22.50
20	50	0		21.08	21.24	21.20
20	50	24		21.09	21.25	21.30
20	50	50		21.27	21.30	21.35
20	100	0		21.17	21.20	21.30
20	1	0	64-QAM	22.35	22.43	22.43
20	1	49		22.30	22.36	22.43
20	1	99		22.53	22.57	22.68
20	50	0		21.43	21.58	21.54
20	50	24		21.38	21.56	21.63
20	50	50		21.61	21.60	21.68
20	100	0		21.63	21.67	21.75



LTE Band 38 Maximum Average Power [dBm]						
BW [MHz]	RB Size	RB Offset	Mod	Lowest	Middle	Highest
15	1	0	QPSK	23.25	23.23	23.24
15	1	37		23.37	23.56	23.68
15	1	74		23.70	23.67	23.72
15	36	0		22.46	22.59	22.65
15	36	20		22.50	22.60	22.68
15	36	39		22.54	22.64	22.68
15	75	0		22.47	22.60	22.67
15	1	0	16-QAM	22.17	22.19	22.31
15	1	37		21.88	21.86	21.91
15	1	74		22.36	22.33	22.32
15	36	0		21.06	21.17	21.25
15	36	20		21.05	21.17	21.27
15	36	39		21.12	21.21	21.27
15	75	0		21.11	21.24	21.32
15	1	0	64-QAM	22.27	22.30	22.45
15	1	37		22.24	22.23	22.32
15	1	74		22.47	22.50	22.51
15	36	0		21.50	21.62	21.67
15	36	20		21.50	21.62	21.70
15	36	39		21.56	21.63	21.72
15	75	0		21.52	21.65	21.72



LTE Band 38 Maximum Average Power [dBm]						
BW [MHz]	RB Size	RB Offset	Mod	Lowest	Middle	Highest
10	1	0	QPSK	23.43	23.42	23.51
10	1	25		23.46	23.67	23.75
10	1	49		23.83	23.87	23.89
10	25	0		22.56	22.77	22.83
10	25	12		22.45	22.69	22.73
10	25	25		22.62	22.70	22.77
10	50	0		22.52	22.74	22.79
10	1	0	16-QAM	22.30	22.59	22.63
10	1	25		22.28	22.41	22.45
10	1	49		22.51	22.67	22.72
10	25	0		21.13	21.33	21.38
10	25	12		21.11	21.30	21.37
10	25	25		21.21	21.35	21.41
10	50	0		21.12	21.33	21.44
10	1	0	64-QAM	22.46	22.68	22.80
10	1	25		22.41	22.50	22.60
10	1	49		22.66	22.80	22.87
10	25	0		21.46	21.64	21.71
10	25	12		21.43	21.66	21.69
10	25	25		21.58	21.72	21.79
10	50	0		21.44	21.66	21.74



LTE Band 38 Maximum Average Power [dBm]						
BW [MHz]	RB Size	RB Offset	Mod	Lowest	Middle	Highest
5	1	0	QPSK	23.23	23.21	23.26
5	1	12		23.45	23.65	23.71
5	1	24		23.44	23.67	23.70
5	12	0		22.48	22.75	22.82
5	12	7		22.51	22.73	22.76
5	12	13		22.52	22.67	22.74
5	25	0		22.55	22.74	22.78
5	1	0	16-QAM	22.17	22.47	22.55
5	1	12		22.25	22.49	22.66
5	1	24		22.19	22.42	22.49
5	12	0		21.06	21.33	21.44
5	12	7		21.12	21.33	21.40
5	12	13		21.06	21.25	21.34
5	25	0		21.12	21.31	21.37
5	1	0	64-QAM	22.38	22.61	22.72
5	1	12		22.31	22.52	22.62
5	1	24		22.36	22.56	22.64
5	12	0		21.39	21.72	21.83
5	12	7		21.53	21.72	21.80
5	12	13		21.51	21.73	21.78
5	25	0		21.47	21.66	21.73



LTE Band 41 Maximum Average Power [dBm]						
BW [MHz]	RB Size	RB Offset	Mod	Lowest	Middle	Highest
20	1	0	QPSK	25.19	25.34	25.12
20	1	49		25.34	25.40	25.34
20	1	99		25.34	25.30	25.00
20	50	0		24.18	24.05	24.11
20	50	24		24.17	24.20	24.33
20	50	50		24.21	24.16	24.09
20	100	0		24.12	24.15	24.19
20	1	0	16-QAM	23.47	23.26	23.20
20	1	49		23.58	23.56	23.59
20	1	99		23.15	23.24	23.17
20	50	0		22.49	22.34	22.44
20	50	24		22.51	22.51	22.60
20	50	50		22.46	22.46	22.38
20	100	0		22.47	22.40	22.50
20	1	0	64-QAM	22.70	22.66	22.20
20	1	49		22.43	22.56	22.45
20	1	99		22.31	22.43	22.32
20	50	0		21.68	21.58	21.70
20	50	24		21.80	21.74	21.87
20	50	50		21.75	21.73	21.65
20	100	0		21.85	21.77	21.83



LTE Band 41 Maximum Average Power [dBm]						
BW [MHz]	RB Size	RB Offset	Mod	Lowest	Middle	Highest
15	1	0	QPSK	25.21	25.23	25.19
15	1	37		25.23	25.40	25.16
15	1	74		25.30	25.12	25.23
15	36	0		24.07	24.04	24.16
15	36	20		24.24	24.20	24.14
15	36	39		24.24	24.19	24.27
15	75	0		24.26	24.11	24.24
15	1	0	16-QAM	23.09	22.76	22.89
15	1	37		23.11	23.14	23.22
15	1	74		22.80	22.96	22.77
15	36	0		22.41	22.30	22.38
15	36	20		22.44	22.43	22.40
15	36	39		22.47	22.48	22.50
15	75	0		22.49	22.44	22.52
15	1	0	64-QAM	22.27	22.13	22.31
15	1	37		22.45	22.46	22.53
15	1	74		22.32	22.32	22.23
15	36	0		21.76	21.65	21.72
15	36	20		21.78	21.76	21.72
15	36	39		21.80	21.81	21.84
15	75	0		21.82	21.75	21.82



LTE Band 41 Maximum Average Power [dBm]						
BW [MHz]	RB Size	RB Offset	Mod	Lowest	Middle	Highest
10	1	0	QPSK	25.23	25.23	25.34
10	1	25		25.32	25.20	25.12
10	1	49		25.00	25.40	25.39
10	25	0		24.25	24.33	24.18
10	25	12		24.25	24.36	24.21
10	25	25		24.21	24.30	24.20
10	50	0		24.22	24.26	24.17
10	1	0	16-QAM	23.55	23.56	23.47
10	1	25		23.57	23.61	23.52
10	1	49		23.50	23.70	23.52
10	25	0		22.50	22.56	22.48
10	25	12		22.55	22.67	22.50
10	25	25		22.51	22.59	22.50
10	50	0		22.50	22.59	22.49
10	1	0	64-QAM	22.78	22.81	22.84
10	1	25		22.77	22.92	22.85
10	1	49		22.73	22.98	22.77
10	25	0		21.74	21.86	21.74
10	25	12		21.80	21.90	21.78
10	25	25		21.79	21.85	21.79
10	50	0		21.70	21.82	21.77



LTE Band 41 Maximum Average Power [dBm]						
BW [MHz]	RB Size	RB Offset	Mod	Lowest	Middle	Highest
5	1	0	QPSK	25.30	25.23	25.33
5	1	12		25.33	25.12	25.12
5	1	24		25.07	25.11	25.30
5	12	0		24.32	24.34	24.27
5	12	7		24.27	24.33	24.25
5	12	13		24.26	24.37	24.24
5	25	0		24.22	24.33	24.26
5	1	0	16-QAM	23.65	23.69	23.61
5	1	12		23.68	23.76	23.59
5	1	24		23.59	23.61	23.56
5	12	0		22.53	22.57	22.53
5	12	7		22.51	22.56	22.54
5	12	13		22.50	22.63	22.50
5	25	0		22.52	22.61	22.53
5	1	0	64-QAM	22.75	22.89	22.81
5	1	12		22.72	22.82	22.69
5	1	24		22.64	22.78	22.72
5	12	0		21.87	21.91	21.78
5	12	7		21.84	21.89	21.86
5	12	13		21.84	21.92	21.80
5	25	0		21.81	21.92	21.79



LTE Band 66 Maximum Average Power [dBm]						
BW [MHz]	RB Size	RB Offset	Mod	Lowest	Middle	Highest
20	1	0	QPSK	23.36	23.52	23.41
20	1	49		23.35	23.38	23.49
20	1	99		23.72	23.77	23.80
20	50	0		22.25	22.41	22.47
20	50	24		22.28	22.42	22.52
20	50	50		22.23	22.42	22.51
20	100	0		22.28	22.50	22.58
20	1	0	16-QAM	22.65	22.79	22.72
20	1	49		22.60	22.72	22.70
20	1	99		22.96	22.92	22.97
20	50	0		21.24	21.38	21.47
20	50	24		21.29	21.41	21.57
20	50	50		21.31	21.41	21.53
20	100	0		21.31	21.44	21.53
20	1	0	64-QAM	22.44	22.65	22.64
20	1	49		22.46	22.49	22.57
20	1	99		22.85	22.92	22.92
20	50	0		19.33	19.47	19.55
20	50	24		19.35	19.52	19.63
20	50	50		19.41	19.50	19.61
20	100	0		19.48	19.58	19.64



LTE Band 66 Maximum Average Power [dBm]						
BW [MHz]	RB Size	RB Offset	Mod	Lowest	Middle	Highest
15	1	0	QPSK	23.52	23.70	23.66
15	1	37		23.28	23.26	23.46
15	1	74		23.33	23.49	23.75
15	36	0		22.28	22.45	22.54
15	36	20		22.22	22.40	22.47
15	36	39		22.13	22.32	22.46
15	75	0		22.29	22.44	22.53
15	1	0	16-QAM	22.66	22.92	22.95
15	1	37		22.45	22.47	22.56
15	1	74		22.54	22.67	22.91
15	36	0		21.33	21.42	21.55
15	36	20		21.31	21.42	21.54
15	36	39		21.21	21.33	21.45
15	75	0		21.31	21.44	21.54
15	1	0	64-QAM	22.66	22.89	22.93
15	1	37		22.60	22.54	22.67
15	1	74		22.54	22.71	22.99
15	36	0		19.42	19.51	19.67
15	36	20		19.43	19.51	19.62
15	36	39		19.30	19.42	19.56
15	75	0		19.40	19.54	19.68



LTE Band 66 Maximum Average Power [dBm]						
BW [MHz]	RB Size	RB Offset	Mod	Lowest	Middle	Highest
10	1	0	QPSK	23.44	23.33	23.36
10	1	25		23.45	23.35	23.40
10	1	49		23.73	23.78	23.75
10	25	0		22.17	22.33	22.41
10	25	12		22.31	22.41	22.53
10	25	25		22.39	22.38	22.67
10	50	0		22.27	22.39	22.52
10	1	0	16-QAM	22.16	22.14	22.30
10	1	25		22.45	22.61	22.57
10	1	49		22.55	22.62	22.59
10	25	0		21.24	21.35	21.51
10	25	12		21.31	21.41	21.61
10	25	25		21.27	21.38	21.58
10	50	0		21.34	21.41	21.60
10	1	0	64-QAM	22.08	22.12	22.17
10	1	25		22.43	22.50	22.52
10	1	49		22.55	22.56	22.58
10	25	0		19.38	19.46	19.61
10	25	12		19.43	19.55	19.66
10	25	25		19.50	19.54	19.72
10	50	0		19.45	19.53	19.64



LTE Band 66 Maximum Average Power [dBm]						
BW [MHz]	RB Size	RB Offset	Mod	Lowest	Middle	Highest
5	1	0	QPSK	23.47	23.30	23.34
5	1	12		23.16	23.30	23.14
5	1	24		23.19	23.27	23.13
5	12	0		22.30	22.41	22.35
5	12	7		22.28	22.37	22.29
5	12	13		22.23	22.33	22.26
5	25	0		22.27	22.39	22.31
5	1	0	16-QAM	22.56	22.75	22.65
5	1	12		22.45	22.63	22.44
5	1	24		22.41	22.60	22.38
5	12	0		21.35	21.44	21.37
5	12	7		21.29	21.42	21.32
5	12	13		21.29	21.38	21.25
5	25	0		21.25	21.41	21.26
5	1	0	64-QAM	22.60	22.59	22.59
5	1	12		22.13	22.42	22.20
5	1	24		22.45	22.46	22.39
5	12	0		19.46	19.53	19.46
5	12	7		19.39	19.50	19.38
5	12	13		19.35	19.47	19.31
5	25	0		19.42	19.53	19.42



LTE Band 66 Maximum Average Power [dBm]						
BW [MHz]	RB Size	RB Offset	Mod	Lowest	Middle	Highest
3	1	0	QPSK	23.38	23.17	23.56
3	1	8		23.34	23.39	23.58
3	1	14		23.24	23.26	23.49
3	8	0		22.26	22.32	22.55
3	8	4		22.24	22.42	22.64
3	8	7		22.23	22.36	22.58
3	15	0		22.27	22.41	22.57
3	1	0	16-QAM	22.50	22.69	22.86
3	1	8		22.49	22.71	22.89
3	1	14		22.44	22.62	22.81
3	8	0		21.35	21.42	21.59
3	8	4		21.37	21.53	21.68
3	8	7		21.31	21.45	21.64
3	15	0		21.29	21.43	21.66
3	1	0	64-QAM	22.54	22.51	22.72
3	1	8		22.54	22.51	22.72
3	1	14		22.40	22.49	22.61
3	8	0		19.44	19.44	19.72
3	8	4		19.40	19.51	19.77
3	8	7		19.38	19.45	19.69
3	15	0		19.45	19.54	19.72



LTE Band 66 Maximum Average Power [dBm]						
BW [MHz]	RB Size	RB Offset	Mod	Lowest	Middle	Highest
1.4	1	0	QPSK	23.21	23.07	23.57
1.4	1	3		23.25	23.38	23.56
1.4	1	5		23.20	23.31	23.45
1.4	3	0		23.24	23.34	23.57
1.4	3	1		23.30	23.38	23.63
1.4	3	3		23.27	23.30	23.55
1.4	6	0		22.19	22.40	22.54
1.4	1	0	16-QAM	22.49	22.70	22.77
1.4	1	3		22.52	22.70	22.77
1.4	1	5		22.50	22.64	22.77
1.4	3	0		22.27	22.40	22.59
1.4	3	1		22.33	22.44	22.66
1.4	3	3		22.25	22.38	22.55
1.4	6	0		21.29	21.40	21.59
1.4	1	0	64-QAM	22.57	22.56	22.66
1.4	1	3		22.60	22.55	22.68
1.4	1	5		22.51	22.47	22.62
1.4	3	0		22.33	22.44	22.61
1.4	3	1		22.34	22.48	22.64
1.4	3	3		22.27	22.43	22.61
1.4	6	0		19.39	19.52	19.68



LTE Band 71 Maximum Average Power [dBm]						
BW [MHz]	RB Size	RB Offset	Mod	Lowest	Middle	Highest
20	1	0	QPSK	22.60	22.77	22.76
20	1	49		22.82	22.94	22.72
20	1	99		22.65	22.55	22.56
20	50	0		22.32	22.21	22.13
20	50	24		22.08	22.23	22.04
20	50	50		22.32	22.32	22.04
20	100	0		22.25	22.03	22.14
20	1	0	16-QAM	22.04	22.19	22.10
20	1	49		21.97	21.82	21.76
20	1	99		21.79	21.76	21.85
20	50	0		21.16	20.93	21.01
20	50	24		20.94	20.79	20.66
20	50	50		20.78	20.66	20.75
20	100	0		21.09	20.92	20.66
20	1	0	64-QAM	22.20	22.23	22.20
20	1	49		22.20	22.11	21.94
20	1	99		22.00	21.75	21.98
20	50	0		19.99	20.29	20.21
20	50	24		20.05	19.95	19.86
20	50	50		19.93	19.84	19.97
20	100	0		20.34	19.99	19.89



LTE Band 71 Maximum Average Power [dBm]						
BW [MHz]	RB Size	RB Offset	Mod	Lowest	Middle	Highest
15	1	0	QPSK	22.42	22.21	22.21
15	1	37		22.56	22.66	22.57
15	1	74		22.61	22.62	22.63
15	36	0		22.06	22.05	22.07
15	36	20		22.00	22.14	22.04
15	36	39		22.00	22.23	22.15
15	75	0		22.19	22.00	22.15
15	1	0	16-QAM	21.98	22.09	22.13
15	1	37		21.78	22.21	21.85
15	1	74		22.04	21.76	21.85
15	36	0		21.17	21.10	20.82
15	36	20		20.92	20.71	20.88
15	36	39		20.81	20.75	21.19
15	75	0		21.04	20.85	20.56
15	1	0	64-QAM	22.00	22.12	22.00
15	1	37		21.87	22.21	21.94
15	1	74		22.20	21.98	21.91
15	36	0		20.05	20.10	19.99
15	36	20		20.10	20.02	19.61
15	36	39		20.05	19.75	19.75
15	75	0		20.22	19.86	19.78



LTE Band 71 Maximum Average Power [dBm]						
BW [MHz]	RB Size	RB Offset	Mod	Lowest	Middle	Highest
10	1	0	QPSK	22.71	22.87	22.93
10	1	25		22.77	22.86	22.53
10	1	49		22.77	22.86	22.68
10	25	0		22.00	22.06	22.32
10	25	12		22.15	22.06	22.20
10	25	25		22.12	22.19	22.31
10	50	0		22.26	22.18	22.23
10	1	0	16-QAM	22.23	22.03	22.28
10	1	25		22.09	21.98	22.02
10	1	49		22.28	22.22	21.80
10	25	0		21.13	21.10	20.69
10	25	12		20.97	21.07	20.68
10	25	25		21.02	20.93	21.10
10	50	0		21.11	21.20	20.86
10	1	0	64-QAM	22.00	21.85	22.30
10	1	25		22.06	22.14	22.08
10	1	49		22.13	22.34	22.33
10	25	0		20.35	20.24	20.04
10	25	12		20.21	20.27	20.09
10	25	25		20.32	20.33	19.94
10	50	0		20.33	20.23	19.90



LTE Band 71 Maximum Average Power [dBm]						
BW [MHz]	RB Size	RB Offset	Mod	Lowest	Middle	Highest
5	1	0	QPSK	22.89	22.80	22.76
5	1	12		22.81	22.71	22.51
5	1	24		22.56	22.41	22.48
5	12	0		22.30	22.30	22.23
5	12	7		22.24	22.21	21.98
5	12	13		22.19	22.22	22.12
5	25	0		22.33	22.21	22.21
5	1	0	16-QAM	22.22	22.18	22.23
5	1	12		22.50	22.26	22.12
5	1	24		22.41	22.31	22.13
5	12	0		21.10	21.23	20.82
5	12	7		21.12	21.03	20.78
5	12	13		21.09	21.14	20.73
5	25	0		21.05	20.99	20.73
5	1	0	64-QAM	22.00	22.02	22.25
5	1	12		21.96	22.31	22.16
5	1	24		22.00	22.34	22.28
5	12	0		20.34	20.30	19.99
5	12	7		20.38	20.24	19.95
5	12	13		20.26	20.27	20.03
5	25	0		20.28	20.18	20.00



CA Power

CA_41C								
Combination 20MHz+20MHz (100RB+100RB)								
PCC Channel	SCC Channel	Modulation	PCC		SCC		Total RB Size	Measured Power (dBm)
			RB Size	RB offset	RB Size	RB offset		
39750	39948	QPSK	0	0	1	99	1	21.16
			1	0	0	0	1	21.73
			100	0	0	0	100	21.80
			100	0	100	0	200	21.91
			1	0	1	99	2	14.30
			1	0	1	0	2	18.92
			1	99	1	0	2	23.12
			100	0	1	99	101	19.31
		16QAM	0	0	1	99	1	20.30
			1	0	0	0	1	20.91
			100	0	0	0	100	20.94
			100	0	100	0	200	20.91
			1	0	1	99	2	14.36
			1	0	1	0	2	19.63
			1	99	1	0	2	23.21
			100	0	1	99	101	19.64
		64QAM	0	0	1	99	1	18.95
			1	0	0	0	1	19.61
			100	0	0	0	100	20.01
			100	0	100	0	200	20.98
			1	0	1	99	2	14.00
			1	0	1	0	2	19.18
			1	99	1	0	2	21.22
			100	0	1	99	101	19.50



40521	40719	QPSK	0	0	1	99	1	20.34
			1	0	0	0	1	21.97
			100	0	0	0	100	22.76
			100	0	100	0	200	22.34
			1	0	1	99	2	14.22
			1	0	1	0	2	20.03
			1	99	1	0	2	23.45
			100	0	1	99	101	19.51
		16QAM	0	0	1	99	1	19.65
			1	0	0	0	1	21.21
			100	0	0	0	100	22.11
			100	0	100	0	200	21.55
			1	0	1	99	2	14.54
			1	0	1	0	2	20.23
			1	99	1	0	2	23.23
			100	0	1	99	101	20.03
		64QAM	0	0	1	99	1	18.29
			1	0	0	0	1	19.84
			100	0	0	0	100	21.19
			100	0	100	0	200	21.56
			1	0	1	99	2	14.13
			1	0	1	0	2	19.81
			1	99	1	0	2	21.73
			100	0	1	99	101	20.02



41292	41490	QPSK	0	0	1	99	1	20.98
			1	0	0	0	1	21.74
			100	0	0	0	100	22.34
			100	0	100	0	200	22.24
			1	0	1	99	2	14.43
			1	0	1	0	2	19.35
			1	99	1	0	2	23.12
			100	0	1	99	101	20.03
		16QAM	0	0	1	99	1	20.05
			1	0	0	0	1	21.45
			100	0	0	0	100	21.57
			100	0	100	0	200	21.45
			1	0	1	99	2	14.43
			1	0	1	0	2	19.56
			1	99	1	0	2	23.21
			100	0	1	99	101	20.14
		64QAM	0	0	1	99	1	18.67
			1	0	0	0	1	20.21
			100	0	0	0	100	20.51
			100	0	100	0	200	21.4
			1	0	1	99	2	14.03
			1	0	1	0	2	19.21
			1	99	1	0	2	21.55
			100	0	1	99	101	19.97



CA_41C								
Combination 20MHz+15MHz (100RB+75RB)								
PCC Channel	SCC Channel	Modulation	PCC		SCC		Total RB Size	Measured Power (dBm)
			RB Size	RB offset	RB Size	RB offset		
39750	39921	QPSK	100	0	75	0	175	22.19
		QPSK	1	0	1	74	2	15.36
		QPSK	1	99	1	0	2	23.12
		16QAM	100	0	75	0	175	21.17
		16QAM	1	0	1	74	2	15.48
		16QAM	1	99	1	0	2	23.32
		64QAM	100	0	75	0	175	21.17
		64QAM	1	0	1	74	2	15.07
		64QAM	1	99	1	0	2	21.29
40546	40717	QPSK	100	0	75	0	175	22.67
		QPSK	1	0	1	74	2	15.51
		QPSK	1	99	1	0	2	23.34
		16QAM	100	0	75	0	175	21.62
		16QAM	1	0	1	74	2	15.54
		16QAM	1	99	1	0	2	23.12
		64QAM	100	0	75	0	175	21.64
		64QAM	1	0	1	74	2	15.01
		64QAM	1	99	1	0	2	21.68
41341	41512	QPSK	100	0	75	0	175	22.09
		QPSK	1	0	1	74	2	15.09
		QPSK	1	99	1	0	2	23.2
		16QAM	100	0	75	0	175	21.26
		16QAM	1	0	1	74	2	17.73
		16QAM	1	99	1	0	2	23.34
		64QAM	100	0	75	0	175	21.28
		64QAM	1	0	1	74	2	14.73
		64QAM	1	99	1	0	2	21.45



Combination 15MHz+20MHz (75RB+100RB)								
PCC Channel	SCC Channel	Modulation	PCC		SCC		Total RB Size	Measured Power (dBm)
			RB Size	RB offset	RB Size	RB offset		
39728	39899	QPSK	75	0	100	0	175	22.25
		QPSK	1	0	1	99	2	15.39
		QPSK	1	74	1	0	2	24.23
		16QAM	75	0	100	0	175	21.21
		16QAM	1	0	1	99	2	15.32
		16QAM	1	74	1	0	2	23.34
		64QAM	75	0	100	0	175	20.21
		64QAM	1	0	1	99	2	15.01
		64QAM	1	74	1	0	2	21.25
40523	40694	QPSK	75	0	100	0	175	22.82
		QPSK	1	0	1	99	2	15.54
		QPSK	1	74	1	0	2	24.45
		16QAM	75	0	100	0	175	21.72
		16QAM	1	0	1	99	2	15.51
		16QAM	1	74	1	0	2	23.65
		64QAM	75	0	100	0	175	21.74
		64QAM	1	0	1	99	2	15.01
		64QAM	1	74	1	0	2	21.78
41319	41490	QPSK	75	0	100	0	175	22.09
		QPSK	1	0	1	99	2	15.02
		QPSK	1	74	1	0	2	24.34
		16QAM	75	0	100	0	175	21.18
		16QAM	1	0	1	99	2	15.05
		16QAM	1	74	1	0	2	23.62
		64QAM	75	0	100	0	175	21.21
		64QAM	1	0	1	99	2	14.67
		64QAM	1	74	1	0	2	21.36



Combination 20MHz+10MHz (100RB+50RB)								
PCC	SCC	Modulation	PCC		SCC		Total RB Size	Measured Power (dBm)
Channel	Channel		RB Size	RB offset	RB Size	RB offset		
39750	39894	QPSK	100	0	50	0	150	22.23
		QPSK	1	0	1	49	2	15.92
		QPSK	1	99	1	0	2	24.32
		16QAM	100	0	50	0	150	21.24
		16QAM	1	0	1	49	2	16.02
		16QAM	1	99	1	0	2	23.43
		64QAM	100	0	50	0	150	21.23
		64QAM	1	0	1	49	2	15.67
		64QAM	1	99	1	0	2	21.24
40571	40715	QPSK	100	0	50	0	150	22.73
		QPSK	1	0	1	49	2	16.02
		QPSK	1	99	1	0	2	24.56
		16QAM	100	0	50	0	150	21.76
		16QAM	1	0	1	49	2	16.13
		16QAM	1	99	1	0	2	23.45
		64QAM	100	0	50	0	150	21.73
		64QAM	1	0	1	49	2	15.48
		64QAM	1	99	1	0	2	21.51
41391	41535	QPSK	100	0	50	0	150	22.17
		QPSK	1	0	1	49	2	15.64
		QPSK	1	99	1	0	2	24.31
		16QAM	100	0	50	0	150	21.29
		16QAM	1	0	1	49	2	15.87
		16QAM	1	99	1	0	2	23.56
		64QAM	100	0	50	0	150	21.32
		64QAM	1	0	1	49	2	15.32
		64QAM	1	99	1	0	2	21.22



Combination 10MHz+20MHz (50RB+100RB)								
PCC	SCC	Modulation	PCC		SCC		Total RB Size	Measured Power (dBm)
Channel	Channel		RB Size	RB offset	RB Size	RB offset		
39705	39849	QPSK	50	0	100	0	150	22.23
		QPSK	1	0	1	99	2	15.39
		QPSK	1	49	1	0	2	24.23
		16QAM	50	0	100	0	150	21.17
		16QAM	1	0	1	99	2	15.48
		16QAM	1	49	1	0	2	23.32
		64QAM	50	0	100	0	150	21.17
		64QAM	1	0	1	99	2	15.01
		64QAM	1	49	1	0	2	21.25
40526	40670	QPSK	50	0	100	0	150	22.82
		QPSK	1	0	1	99	2	15.54
		QPSK	1	49	1	0	2	24.37
		16QAM	50	0	100	0	150	21.62
		16QAM	1	0	1	99	2	15.54
		16QAM	1	49	1	0	2	23.78
		64QAM	50	0	100	0	150	21.74
		64QAM	1	0	1	99	2	15.01
		64QAM	1	49	1	0	2	21.78
41346	41490	QPSK	50	0	100	0	150	22.09
		QPSK	1	0	1	99	2	15.09
		QPSK	1	49	1	0	2	24.23
		16QAM	50	0	100	0	150	21.26
		16QAM	1	0	1	99	2	17.73
		16QAM	1	49	1	0	2	23.56
		64QAM	50	0	100	0	150	21.32
		64QAM	1	0	1	99	2	14.67
		64QAM	1	49	1	0	2	21.45



Combination 20MHz+5MHz (100RB+25RB)								
PCC	SCC	Modulation	PCC		SCC		Total RB Size	Measured Power (dBm)
Channel	Channel		RB Size	RB offset	RB Size	RB offset		
39750	39867	QPSK	100	0	25	0	125	22.2
		QPSK	1	0	1	24	2	15.36
		QPSK	1	99	1	0	2	24.2
		16QAM	100	0	25	0	125	21.14
		16QAM	1	0	1	24	2	15.45
		16QAM	1	99	1	0	2	23.29
		64QAM	100	0	25	0	125	21.14
		64QAM	1	0	1	24	2	14.98
		64QAM	1	99	1	0	2	21.22
40595	40712	QPSK	100	0	25	0	125	22.79
		QPSK	1	0	1	24	2	15.51
		QPSK	1	99	1	0	2	24.34
		16QAM	100	0	25	0	125	21.59
		16QAM	1	0	1	24	2	15.51
		16QAM	1	99	1	0	2	23.75
		64QAM	100	0	25	0	125	21.71
		64QAM	1	0	1	24	2	14.98
		64QAM	1	99	1	0	2	21.75
41440	41557	QPSK	100	0	25	0	125	22.06
		QPSK	1	0	1	24	2	15.06
		QPSK	1	99	1	0	2	24.2
		16QAM	100	0	25	0	125	21.23
		16QAM	1	0	1	24	2	17.7
		16QAM	1	99	1	0	2	23.53
		64QAM	100	0	25	0	125	21.29
		64QAM	1	0	1	24	2	14.64
		64QAM	1	99	1	0	2	21.42



Combination 5MHz+20MHz (25RB+100RB)								
PCC	SCC	Modulation	PCC		SCC		Total RB Size	Measured Power (dBm)
Channel	Channel		RB Size	RB offset	RB Size	RB offset		
39683	39800	QPSK	25	0	100	0	125	22.19
		QPSK	1	0	1	99	2	15.36
		QPSK	1	24	1	0	2	24.24
		16QAM	25	0	100	0	125	21.17
		16QAM	1	0	1	99	2	15.32
		16QAM	1	24	1	0	2	23.34
		64QAM	25	0	100	0	125	20.21
		64QAM	1	0	1	99	2	15.01
		64QAM	1	24	1	0	2	21.25
40528	40645	QPSK	25	0	100	0	125	22.82
		QPSK	1	0	1	99	2	16.02
		QPSK	1	24	1	0	2	24.56
		16QAM	25	0	100	0	125	21.76
		16QAM	1	0	1	99	2	16.13
		16QAM	1	24	1	0	2	23.65
		64QAM	25	0	100	0	125	21.74
		64QAM	1	0	1	99	2	15.01
		64QAM	1	24	1	0	2	21.78
41373	41490	QPSK	25	0	100	0	125	22.09
		QPSK	1	0	1	99	2	15.64
		QPSK	1	24	1	0	2	24.34
		16QAM	25	0	100	0	125	21.18
		16QAM	1	0	1	99	2	15.05
		16QAM	1	24	1	0	2	23.34
		64QAM	25	0	100	0	125	21.28
		64QAM	1	0	1	99	2	14.73
		64QAM	1	24	1	0	2	21.45



Combination 15MHz+15MHz (75RB+75RB)								
PCC	SCC	Modulation	PCC		SCC		Total RB Size	Measured Power (dBm)
Channel	Channel		RB Size	RB offset	RB Size	RB offset		
39725	39875	QPSK	75	0	75	0	150	22.17
		QPSK	1	0	1	74	2	15.34
		QPSK	1	74	1	0	2	24.22
		16QAM	75	0	75	0	150	21.15
		16QAM	1	0	1	74	2	15.46
		16QAM	1	74	1	0	2	23.3
		64QAM	75	0	75	0	150	21.15
		64QAM	1	0	1	74	2	15.05
		64QAM	1	74	1	0	2	21.27
40545	40695	QPSK	75	0	75	0	150	22.65
		QPSK	1	0	1	74	2	15.49
		QPSK	1	74	1	0	2	24.35
		16QAM	75	0	75	0	150	21.6
		16QAM	1	0	1	74	2	15.52
		16QAM	1	74	1	0	2	23.76
		64QAM	75	0	75	0	150	21.62
		64QAM	1	0	1	74	2	14.99
		64QAM	1	74	1	0	2	21.66
41365	41515	QPSK	75	0	75	0	150	22.07
		QPSK	1	0	1	74	2	15.07
		QPSK	1	74	1	0	2	24.21
		16QAM	75	0	75	0	150	21.24
		16QAM	1	0	1	74	2	17.71
		16QAM	1	74	1	0	2	23.32
		64QAM	75	0	75	0	150	21.26
		64QAM	1	0	1	74	2	14.71
		64QAM	1	74	1	0	2	21.43



Combination 15MHz+10MHz (75RB+50RB)								
PCC	SCC	Modulation	PCC		SCC		Total RB Size	Measured Power (dBm)
Channel	Channel		RB Size	RB offset	RB Size	RB offset		
39725	39845	QPSK	75	0	50	0	125	22.23
		QPSK	1	0	1	49	2	15.4
		QPSK	1	74	1	0	2	24.28
		16QAM	75	0	50	0	125	21.21
		16QAM	1	0	1	49	2	15.36
		16QAM	1	74	1	0	2	23.38
		64QAM	75	0	50	0	125	20.25
		64QAM	1	0	1	49	2	15.05
		64QAM	1	74	1	0	2	21.29
40571	40691	QPSK	75	0	50	0	125	22.86
		QPSK	1	0	1	49	2	16.06
		QPSK	1	74	1	0	2	24.6
		16QAM	75	0	50	0	125	21.8
		16QAM	1	0	1	49	2	16.17
		16QAM	1	74	1	0	2	23.69
		64QAM	75	0	50	0	125	21.78
		64QAM	1	0	1	49	2	15.05
		64QAM	1	74	1	0	2	21.82
41417	41537	QPSK	75	0	50	0	125	22.13
		QPSK	1	0	1	49	2	15.68
		QPSK	1	74	1	0	2	24.38
		16QAM	75	0	50	0	125	21.22
		16QAM	1	0	1	49	2	15.09
		16QAM	1	74	1	0	2	23.38
		64QAM	75	0	50	0	125	21.32
		64QAM	1	0	1	49	2	14.77
		64QAM	1	74	1	0	2	21.49



Combination 10MHz+15MHz (50RB+75RB)								
PCC	SCC	Modulation	PCC		SCC		Total RB Size	Measured Power (dBm)
Channel	Channel		RB Size	RB offset	RB Size	RB offset		
39703	39823	QPSK	50	0	75	0	125	22.25
		QPSK	1	49	1	0	2	15.36
		QPSK	1	0	1	74	2	24.23
		16QAM	50	0	75	0	125	21.24
		16QAM	1	49	1	0	2	15.32
		16QAM	1	0	1	74	2	23.32
		64QAM	50	0	75	0	125	21.15
		64QAM	1	49	1	0	2	15.07
		64QAM	1	0	1	74	2	21.29
40549	40669	QPSK	50	0	75	0	125	22.82
		QPSK	1	49	1	0	2	16.06
		QPSK	1	0	1	74	2	24.6
		16QAM	50	0	75	0	125	21.8
		16QAM	1	49	1	0	2	15.51
		16QAM	1	0	1	74	2	23.75
		64QAM	50	0	75	0	125	21.78
		64QAM	1	49	1	0	2	14.98
		64QAM	1	0	1	74	2	21.82
41395	41515	QPSK	50	0	75	0	125	22.06
		QPSK	1	49	1	0	2	15.68
		QPSK	1	0	1	74	2	24.38
		16QAM	50	0	75	0	125	21.22
		16QAM	1	49	1	0	2	17.7
		16QAM	1	0	1	74	2	23.53
		64QAM	50	0	75	0	125	21.32
		64QAM	1	49	1	0	2	14.64
		64QAM	1	0	1	74	2	21.49



ERP/EIRP

LTE Band 7 (GT - LC = 0.08 dB) QPSK			
Bandwidth	5M		
Channel	20775	21100	21425
	(Low)	(Mid)	(High)
Frequency (MHz)	2502.5	2535	2567.5
	Conducted Power (dBm)	23.60	23.67
Conducted Power (Watts)	0.2291	0.2328	0.2218
EIRP(dBm)	23.68	23.75	23.54
EIRP(Watts)	0.2333	0.2371	0.2259

LTE Band 7 (GT - LC = 0.08 dB) QPSK									
Bandwidth	10M			15M			20M		
Channel	20800	21100	21400	20825	21100	21375	20850	21100	21350
	(Low)	(Mid)	(High)	(Low)	(Mid)	(High)	(Low)	(Mid)	(High)
Frequency (MHz)	2505	2535	2565	2507.5	2535	2562.5	2510	2535	2560
	Conducted Power (dBm)	23.63	23.81	23.39	23.61	23.63	23.56	23.70	23.82
Conducted Power (Watts)	0.2307	0.2404	0.2183	0.2296	0.2307	0.2270	0.2344	0.2410	0.2296
EIRP(dBm)	23.71	23.89	23.47	23.69	23.71	23.64	23.78	23.90	23.69
EIRP(Watts)	0.2350	0.2449	0.2223	0.2339	0.2350	0.2312	0.2388	0.2455	0.2339



LTE Band 7 (GT - LC = 0.08 dB) 16QAM			
Bandwidth	5M		
Channel	20775	21100	21425
	(Low)	(Mid)	(High)
Frequency	2502.5	2535	2567.5
(MHz)			
Conducted Power (dBm)	22.50	22.67	22.39
Conducted Power (Watts)	0.1778	0.1849	0.1734
EIRP(dBm)	22.58	22.75	22.47
EIRP(Watts)	0.1811	0.1884	0.1766

LTE Band 7 (GT - LC = 0.08 dB) 16QAM									
Bandwidth	10M			15M			20M		
Channel	20800	21100	21400	20825	21100	21375	20850	21100	21350
	(Low)	(Mid)	(High)	(Low)	(Mid)	(High)	(Low)	(Mid)	(High)
Frequency	2505	2535	2565	2507.5	2535	2562.5	2510	2535	2560
(MHz)									
Conducted Power (dBm)	22.65	22.81	22.69	22.38	22.54	22.58	22.46	22.63	22.75
Conducted Power (Watts)	0.1841	0.1910	0.1858	0.1730	0.1795	0.1811	0.1762	0.1832	0.1884
EIRP(dBm)	22.73	22.89	22.77	22.46	22.62	22.66	22.54	22.71	22.83
EIRP(Watts)	0.1875	0.1945	0.1892	0.1762	0.1828	0.1845	0.1795	0.1866	0.1919



LTE Band 7 (GT - LC = 0.08 dB) 64QAM			
Bandwidth	5M		
Channel	20775	21100	21425
	(Low)	(Mid)	(High)
Frequency	2502.5	2535	2567.5
(MHz)			
Conducted Power (dBm)	22.84	22.94	22.71
Conducted Power (Watts)	0.1923	0.1968	0.1866
EIRP(dBm)	22.92	23.02	22.79
EIRP(Watts)	0.1959	0.2004	0.1901

LTE Band 7 (GT - LC = 0.08 dB) 64QAM									
Bandwidth	10M			15M			20M		
Channel	20800	21100	21400	20825	21100	21375	20850	21100	21350
	(Low)	(Mid)	(High)	(Low)	(Mid)	(High)	(Low)	(Mid)	(High)
Frequency	2505	2535	2565	2507.5	2535	2562.5	2510	2535	2560
(MHz)									
Conducted Power (dBm)	22.97	22.66	22.85	22.72	22.88	22.90	22.77	22.94	23.00
Conducted Power (Watts)	0.1982	0.1845	0.1928	0.1871	0.1941	0.1950	0.1892	0.1968	0.1995
EIRP(dBm)	23.05	22.74	22.93	22.80	22.96	22.98	22.85	23.02	23.08
EIRP(Watts)	0.2018	0.1879	0.1963	0.1905	0.1977	0.1986	0.1928	0.2004	0.2032



LTE Band 12 (GT - LC = -0.72 dB) QPSK									
Bandwidth	1.4M			3M			5M		
Channel	23017	23095	23173	23025	23095	23165	23035	23095	23155
	(Low)	(Mid)	(High)	(Low)	(Mid)	(High)	(Low)	(Mid)	(High)
Frequency (MHz)	699.7	707.5	715.3	700.5	707.5	714.5	701.5	707.5	713.5
Conducted Power (dBm)	23.38	23.33	23.25	23.32	23.38	23.30	23.43	23.34	23.32
Conducted Power (Watts)	0.2178	0.2153	0.2113	0.2148	0.2178	0.2138	0.2203	0.2158	0.2148
ERP(dBm)	20.51	20.46	20.38	20.45	20.51	20.43	20.56	20.47	20.45
ERP(Watts)	0.1125	0.1112	0.1091	0.1109	0.1125	0.1104	0.1138	0.1114	0.1109

LTE Band 12 (GT - LC = -0.72 dB) QPSK			
Bandwidth	10M		
Channel	23060	23095	23130
	(Low)	(Mid)	(High)
Frequency (MHz)	704	707.5	711
Conducted Power (dBm)	23.56	23.51	23.61
Conducted Power (Watts)	0.2270	0.2244	0.2296
ERP(dBm)	20.69	20.64	20.74
ERP(Watts)	0.1172	0.1159	0.1186



LTE Band 12 (GT - LC = -0.72 dB) 16QAM									
Bandwidth	1.4M			3M			5M		
Channel	23017	23095	23173	23025	23095	23165	23035	23095	23155
	(Low)	(Mid)	(High)	(Low)	(Mid)	(High)	(Low)	(Mid)	(High)
Frequency (MHz)	699.7	707.5	715.3	700.5	707.5	714.5	701.5	707.5	713.5
Conducted Power (dBm)	22.47	22.48	22.41	22.20	22.25	22.02	22.13	22.27	22.14
Conducted Power (Watts)	0.1766	0.1770	0.1742	0.1660	0.1679	0.1592	0.1633	0.1687	0.1637
ERP(dBm)	19.60	19.61	19.54	19.33	19.38	19.15	19.26	19.40	19.27
ERP(Watts)	0.0912	0.0914	0.0899	0.0857	0.0867	0.0822	0.0843	0.0871	0.0845

LTE Band 12 (GT - LC = -0.72 dB) 16QAM			
Bandwidth	10M		
Channel	23060	23095	23130
	(Low)	(Mid)	(High)
Frequency (MHz)	704	707.5	711
Conducted Power (dBm)	22.45	22.52	22.49
Conducted Power (Watts)	0.1758	0.1786	0.1774
ERP(dBm)	19.58	19.65	19.62
ERP(Watts)	0.0908	0.0923	0.0916



LTE Band 12 (GT - LC = -0.72 dB) 64QAM									
Bandwidth	1.4M			3M			5M		
Channel	23017	23095	23173	23025	23095	23165	23035	23095	23155
	(Low)	(Mid)	(High)	(Low)	(Mid)	(High)	(Low)	(Mid)	(High)
Frequency (MHz)	699.7	707.5	715.3	700.5	707.5	714.5	701.5	707.5	713.5
Conducted Power (dBm)	22.46	22.53	22.45	22.41	22.47	22.39	22.57	22.52	22.46
Conducted Power (Watts)	0.1762	0.1791	0.1758	0.1742	0.1766	0.1734	0.1807	0.1786	0.1762
ERP(dBm)	19.59	19.66	19.58	19.54	19.60	19.52	19.70	19.65	19.59
ERP(Watts)	0.0910	0.0925	0.0908	0.0899	0.0912	0.0895	0.0933	0.0923	0.0910

LTE Band 12 (GT - LC = -0.72 dB) 64QAM			
Bandwidth	10M		
Channel	23060	23095	23130
	(Low)	(Mid)	(High)
Frequency (MHz)	704	707.5	711
Conducted Power (dBm)	22.67	22.75	22.77
Conducted Power (Watts)	0.1849	0.1884	0.1892
ERP(dBm)	19.80	19.88	19.90
ERP(Watts)	0.0955	0.0973	0.0977



LTE Band 13 (GT - LC = -1.66 dB) QPSK						
Bandwidth	5M			10M		
Channel	23205	23230	23255	23230		
	(Low)	(Mid)	(High)	-	(Mid)	-
Frequency	779.5	782	784.5	-	782	-
(MHz)						
Conducted Power (dBm)	23.54	23.56	23.43		23.88	-
Conducted Power (Watts)	0.2259	0.2270	0.2203		0.2443	-
ERP(dBm)	19.73	19.75	19.62		20.07	-
ERP(Watts)	0.0940	0.0944	0.0916		0.1016	-

LTE Band 13 (GT - LC = -1.66 dB) 16QAM						
Bandwidth	5M			10M		
Channel	23205	23230	23255	23230		
	(Low)	(Mid)	(High)	-	(Mid)	-
Frequency	779.5	782	784.5	-	782	-
(MHz)						
Conducted Power (dBm)	22.47	22.42	22.46		22.62	-
Conducted Power (Watts)	0.1766	0.1746	0.1762		0.1828	-
ERP(dBm)	18.66	18.61	18.65		18.81	-
ERP(Watts)	0.0735	0.0726	0.0733		0.0760	-

LTE Band 13 (GT - LC = -1.66 dB) 64QAM						
Bandwidth	5M			10M		
Channel	23205	23230	23255	23230		
	(Low)	(Mid)	(High)	-	(Mid)	-
Frequency	779.5	782	784.5	-	782	-
(MHz)						
Conducted Power (dBm)	22.65	22.63	22.70		22.88	-
Conducted Power (Watts)	0.1841	0.1832	0.1862		0.1941	-
ERP(dBm)	18.84	18.82	18.89		19.07	-
ERP(Watts)	0.0766	0.0762	0.0774		0.0807	-



LTE Band 25 (GT - LC = 0.46 dB) QPSK									
Bandwidth	1.4M			3M			5M		
Channel	26407	26340	26683	26055	26340	26675	26065	26340	26665
	(Low)	(Mid)	(High)	(Low)	(Mid)	(High)	(Low)	(Mid)	(High)
Frequency (MHz)	1850.7	1880	1914.3	1851.5	1880	1913.5	1852.5	1880	1912.5
Conducted Power (dBm)	23.59	23.64	23.69	23.68	23.61	23.67	23.61	23.55	23.63
Conducted Power (Watts)	0.2286	0.2312	0.2339	0.2333	0.2296	0.2328	0.2296	0.2265	0.2307
EIRP(dBm)	24.05	24.10	24.15	24.14	24.07	24.13	24.07	24.01	24.09
EIRP(Watts)	0.2541	0.2570	0.2600	0.2594	0.2553	0.2588	0.2553	0.2518	0.2564

LTE Band 25 (GT - LC = 0.46 dB) QPSK									
Bandwidth	10M			15M			20M		
Channel	26090	26340	26640	26115	26340	26615	26140	26340	26590
	(Low)	(Mid)	(High)	(Low)	(Mid)	(High)	(Low)	(Mid)	(High)
Frequency (MHz)	1855	1880	1910	1857.5	1880	1907.5	1860	1880	1905
Conducted Power (dBm)	23.86	23.85	23.83	23.62	23.53	23.65	23.63	23.61	23.87
Conducted Power (Watts)	0.2432	0.2427	0.2415	0.2301	0.2254	0.2317	0.2307	0.2296	0.2438
EIRP(dBm)	24.32	24.31	24.29	24.08	23.99	24.11	24.09	24.07	24.33
EIRP(Watts)	0.2704	0.2698	0.2685	0.2559	0.2506	0.2576	0.2564	0.2553	0.2710



LTE Band 25 (GT - LC = 0.46 dB) 16QAM									
Bandwidth	1.4M			3M			5M		
Channel	26407	26340	26683	26055	26340	26675	26065	26340	26665
	(Low)	(Mid)	(High)	(Low)	(Mid)	(High)	(Low)	(Mid)	(High)
Frequency (MHz)	1850.7	1880	1914.3	1851.5	1880	1913.5	1852.5	1880	1912.5
Conducted Power (dBm)	22.62	22.66	22.65	22.57	22.54	22.66	22.50	22.56	22.60
Conducted Power (Watts)	0.1828	0.1845	0.1841	0.1807	0.1795	0.1845	0.1778	0.1803	0.1820
EIRP(dBm)	23.08	23.12	23.11	23.03	23.00	23.12	22.96	23.02	23.06
EIRP(Watts)	0.2032	0.2051	0.2046	0.2009	0.1995	0.2051	0.1977	0.2004	0.2023

LTE Band 25 (GT - LC = 0.46 dB) 16QAM									
Bandwidth	10M			15M			20M		
Channel	26090	26340	26640	26115	26340	26615	26140	26340	26590
	(Low)	(Mid)	(High)	(Low)	(Mid)	(High)	(Low)	(Mid)	(High)
Frequency (MHz)	1855	1880	1910	1857.5	1880	1907.5	1860	1880	1905
Conducted Power (dBm)	22.63	22.79	22.70	22.77	22.45	22.63	22.83	22.90	22.93
Conducted Power (Watts)	0.1832	0.1901	0.1862	0.1892	0.1758	0.1832	0.1919	0.1950	0.1963
EIRP(dBm)	23.09	23.25	23.16	23.23	22.91	23.09	23.29	23.36	23.39
EIRP(Watts)	0.2037	0.2113	0.2070	0.2104	0.1954	0.2037	0.2133	0.2168	0.2183



LTE Band 25 (GT - LC = 0.46 dB) 64QAM									
Bandwidth	1.4M			3M			5M		
Channel	26407	26340	26683	26055	26340	26675	26065	26340	26665
	(Low)	(Mid)	(High)	(Low)	(Mid)	(High)	(Low)	(Mid)	(High)
Frequency (MHz)	1850.7	1880	1914.3	1851.5	1880	1913.5	1852.5	1880	1912.5
Conducted Power (dBm)	22.79	22.77	22.86	22.79	22.74	22.85	22.72	22.68	22.73
Conducted Power (Watts)	0.1901	0.1892	0.1932	0.1901	0.1879	0.1928	0.1871	0.1854	0.1875
EIRP(dBm)	23.25	23.23	23.32	23.25	23.20	23.31	23.18	23.14	23.19
EIRP(Watts)	0.2113	0.2104	0.2148	0.2113	0.2089	0.2143	0.2080	0.2061	0.2084

LTE Band 25 (GT - LC = 0.46 dB) 64QAM									
Bandwidth	10M			15M			20M		
Channel	26090	26340	26640	26115	26340	26615	26140	26340	26590
	(Low)	(Mid)	(High)	(Low)	(Mid)	(High)	(Low)	(Mid)	(High)
Frequency (MHz)	1855	1880	1910	1857.5	1880	1907.5	1860	1880	1905
Conducted Power (dBm)	22.80	22.88	22.57	22.73	22.60	22.72	22.77	22.82	22.94
Conducted Power (Watts)	0.1905	0.1941	0.1807	0.1875	0.1820	0.1871	0.1892	0.1914	0.1968
EIRP(dBm)	23.26	23.34	23.03	23.19	23.06	23.18	23.23	23.28	23.40
EIRP(Watts)	0.2118	0.2158	0.2009	0.2084	0.2023	0.2080	0.2104	0.2128	0.2188



LTE Band 26 (GT - LC = -1.05 dB) QPSK									
Bandwidth	1.4M			3M			5M		
Channel	26797	26915	27033	26805	26915	27025	26815	26915	27015
	(Low)	(Mid)	(High)	(Low)	(Mid)	(High)	(Low)	(Mid)	(High)
Frequency	824.7	836.5	848.3	825.5	836.5	847.5	826.5	836.5	846.5
(MHz)									
Conducted Power (dBm)	23.41	23.46	23.38	23.39	23.44	23.39	23.35	23.51	23.39
Conducted Power (Watts)	0.2193	0.2218	0.2178	0.2183	0.2208	0.2183	0.2163	0.2244	0.2183
ERP(dBm)	20.21	20.26	20.18	20.19	20.24	20.19	20.15	20.31	20.19
ERP(Watts)	0.1050	0.1062	0.1042	0.1045	0.1057	0.1045	0.1035	0.1074	0.1045

LTE Band 26 (GT - LC = -1.05 dB) QPSK							
Bandwidth	10M			15M			15M
Channel	26840	26915	26990	26865	26915	26965	26765
	(Low)	(Mid)	(High)	(Low)	(Mid)	(High)	(Low)
Frequency	829	836.5	844	831.5	836.5	841.5	821.5
(MHz)							
Conducted Power (dBm)	23.83	23.80	23.78	23.78	23.84	23.78	23.78
Conducted Power (Watts)	0.2415	0.2399	0.2388	0.2388	0.2421	0.2388	0.2388
ERP(dBm)	20.63	20.60	20.58	20.58	20.64	20.58	20.58
ERP(Watts)	0.1156	0.1148	0.1143	0.1143	0.1159	0.1143	0.1143



LTE Band 26 (GT - LC = -1.05 dB) 16QAM									
Bandwidth	1.4M			3M			5M		
Channel	26797	26915	27033	26805	26915	27025	26815	26915	27015
	(Low)	(Mid)	(High)	(Low)	(Mid)	(High)	(Low)	(Mid)	(High)
Frequency	824.7	836.5	848.3	825.5	836.5	847.5	826.5	836.5	846.5
(MHz)									
Conducted Power (dBm)	22.49	22.57	22.35	22.39	22.51	22.49	22.47	22.57	22.44
Conducted Power (Watts)	0.1774	0.1807	0.1718	0.1734	0.1782	0.1774	0.1766	0.1807	0.1754
ERP(dBm)	19.29	19.37	19.15	19.19	19.31	19.29	19.27	19.37	19.24
ERP(Watts)	0.0849	0.0865	0.0822	0.0830	0.0853	0.0849	0.0845	0.0865	0.0839

LTE Band 26 (GT - LC = -1.05 dB) 16QAM							
Bandwidth	10M			15M			15M
Channel	26840	26915	26990	26865	26915	26965	26765
	(Low)	(Mid)	(High)	(Low)	(Mid)	(High)	(Low)
Frequency	829	836.5	844	831.5	836.5	841.5	821.5
(MHz)							
Conducted Power (dBm)	22.48	22.48	22.28	22.40	22.45	22.53	22.53
Conducted Power (Watts)	0.1770	0.1770	0.1690	0.1738	0.1758	0.1791	0.1791
ERP(dBm)	19.28	19.28	19.08	19.20	19.25	19.33	19.33
ERP(Watts)	0.0847	0.0847	0.0809	0.0832	0.0841	0.0857	0.0857



LTE Band 26 (GT - LC = -1.05 dB) 64QAM									
Bandwidth	1.4M			3M			5M		
Channel	26797	26915	27033	26805	26915	27025	26815	26915	27015
	(Low)	(Mid)	(High)	(Low)	(Mid)	(High)	(Low)	(Mid)	(High)
Frequency	824.7	836.5	848.3	825.5	836.5	847.5	826.5	836.5	846.5
(MHz)									
Conducted Power (dBm)	22.51	22.59	22.46	22.49	22.60	22.49	22.50	22.63	22.51
Conducted Power (Watts)	0.1782	0.1816	0.1762	0.1774	0.1820	0.1774	0.1778	0.1832	0.1782
ERP(dBm)	19.31	19.39	19.26	19.29	19.40	19.29	19.30	19.43	19.31
ERP(Watts)	0.0853	0.0869	0.0843	0.0849	0.0871	0.0849	0.0851	0.0877	0.0853

LTE Band 26 (GT - LC = -1.05 dB) 64QAM							
Bandwidth	10M			15M			15M
Channel	26840	26915	26990	26865	26915	26965	26765
	(Low)	(Mid)	(High)	(Low)	(Mid)	(High)	(Low)
Frequency	829	836.5	844	831.5	836.5	841.5	821.5
(MHz)							
Conducted Power (dBm)	22.94	22.94	22.74	22.95	22.93	22.87	22.95
Conducted Power (Watts)	0.1968	0.1968	0.1879	0.1972	0.1963	0.1936	0.1972
ERP(dBm)	19.74	19.74	19.54	19.75	19.73	19.67	19.75
ERP(Watts)	0.0942	0.0942	0.0899	0.0944	0.0940	0.0927	0.0944



LTE Band 41 (G _T - L _C = 0.08 dB) QPSK									
Bandwidth	5M			10M			15M		
Channel	39675	40620	41565	39700	40620	41540	39725	40620	41515
	(Low)	(Mid)	(High)	(Low)	(Mid)	(High)	(Low)	(Mid)	(High)
Frequency	2498.5	2593	2687.5	2501	2593	2685	2503.5	2593	2682.5
(MHz)									
Conducted Power (dBm)	25.33	25.12	25.12	25.00	25.40	25.39	25.23	25.40	25.16
Conducted Power (Watts)	0.3412	0.3251	0.3251	0.3162	0.3467	0.3459	0.3334	0.3467	0.3281
EIRP(dBm)	25.41	25.20	25.20	25.08	25.48	25.47	25.31	25.48	25.24
EIRP(Watts)	0.3475	0.3311	0.3311	0.3221	0.3532	0.3524	0.3396	0.3532	0.3342

LTE Band 41 (G _T - L _C = 0.08 dB) QPSK			
Bandwidth	20M		
Channel	39750	40620	41490
	(Low)	(Mid)	(High)
Frequency	2506	2593	2680
(MHz)			
Conducted Power (dBm)	25.34	25.40	25.34
Conducted Power (Watts)	0.3420	0.3467	0.3420
EIRP(dBm)	25.42	25.48	25.42
EIRP(Watts)	0.3483	0.3532	0.3483



LTE Band 41 (G _T - L _C = 0.08 dB) 16QAM									
Bandwidth	5M			10M			15M		
Channel	39675	40620	41565	39700	40620	41540	39725	40620	41515
	(Low)	(Mid)	(High)	(Low)	(Mid)	(High)	(Low)	(Mid)	(High)
Frequency (MHz)	2498.5	2593	2687.5	2501	2593	2685	2503.5	2593	2682.5
Conducted Power (dBm)	23.68	23.76	23.59	23.50	23.70	23.52	23.11	23.14	23.22
Conducted Power (Watts)	0.2333	0.2377	0.2286	0.2239	0.2344	0.2249	0.2046	0.2061	0.2099
EIRP(dBm)	23.76	23.84	23.67	23.58	23.78	23.60	23.19	23.22	23.30
EIRP(Watts)	0.2377	0.2421	0.2328	0.2280	0.2388	0.2291	0.2084	0.2099	0.2138

LTE Band 41 (G _T - L _C = 0.08 dB) 16QAM			
Bandwidth	20M		
Channel	39750	40620	41490
	(Low)	(Mid)	(High)
Frequency (MHz)	2506	2593	2680
Conducted Power (dBm)	23.58	23.56	23.59
Conducted Power (Watts)	0.2280	0.2270	0.2286
EIRP(dBm)	23.66	23.64	23.67
EIRP(Watts)	0.2323	0.2312	0.2328



LTE Band 41 (G _T - L _C = 0.08 dB) 64QAM									
Bandwidth	5M			10M			15M		
Channel	39675	40620	41565	39700	40620	41540	39725	40620	41515
	(Low)	(Mid)	(High)	(Low)	(Mid)	(High)	(Low)	(Mid)	(High)
Frequency (MHz)	2498.5	2593	2687.5	2501	2593	2685	2503.5	2593	2682.5
Conducted Power (dBm)	22.75	22.89	22.81	22.73	22.98	22.77	22.45	22.46	22.53
Conducted Power (Watts)	0.1884	0.1945	0.1910	0.1875	0.1986	0.1892	0.1758	0.1762	0.1791
EIRP(dBm)	22.83	22.97	22.89	22.81	23.06	22.85	22.53	22.54	22.61
EIRP(Watts)	0.1919	0.1982	0.1945	0.1910	0.2023	0.1928	0.1791	0.1795	0.1824

LTE Band 41 (G _T - L _C = 0.08 dB) 64QAM			
Bandwidth	20M		
Channel	39750	40620	41490
	(Low)	(Mid)	(High)
Frequency (MHz)	2506	2593	2680
Conducted Power (dBm)	22.70	22.66	22.20
Conducted Power (Watts)	0.1862	0.1845	0.1660
EIRP(dBm)	22.78	22.74	22.28
EIRP(Watts)	0.1897	0.1879	0.1690



LTE Band 66 (GT - LC = 0.07 dB) QPSK									
Bandwidth	1.4M			3M			5M		
Channel	131979	132322	132665	131987	132322	132657	131997	132322	132647
	(Low)	(Mid)	(High)	(Low)	(Mid)	(High)	(Low)	(Mid)	(High)
Frequency (MHz)	1710.7	1745	1779.3	1711.5	1745	1778.5	1712.5	1745	1777.5
Conducted Power (dBm)	23.30	23.38	23.63	23.34	23.39	23.58	23.47	23.30	23.34
Conducted Power (Watts)	0.2138	0.2178	0.2307	0.2158	0.2183	0.2280	0.2223	0.2138	0.2158
EIRP(dBm)	23.37	23.45	23.70	23.41	23.46	23.65	23.54	23.37	23.41
EIRP(Watts)	0.2173	0.2213	0.2344	0.2193	0.2218	0.2317	0.2259	0.2173	0.2193

LTE Band 66 (GT - LC = 0.07 dB) QPSK									
Bandwidth	10M			15M			20M		
Channel	132022	132322	132622	132047	132322	132597	132072	132322	132572
	(Low)	(Mid)	(High)	(Low)	(Mid)	(High)	(Low)	(Mid)	(Mid)
Frequency (MHz)	1715	1745	1775	1717.5	1745	1772.5	1720	1745	1770
Conducted Power (dBm)	23.73	23.78	23.75	23.33	23.49	23.75	23.72	23.77	23.80
Conducted Power (Watts)	0.2360	0.2388	0.2371	0.2153	0.2234	0.2371	0.2355	0.2382	0.2399
EIRP(dBm)	23.80	23.85	23.82	23.40	23.56	23.82	23.79	23.84	23.87
EIRP(Watts)	0.2399	0.2427	0.2410	0.2188	0.2270	0.2410	0.2393	0.2421	0.2438



LTE Band 66 (GT - LC = 0.07 dB) 16QAM									
Bandwidth	1.4M			3M			5M		
Channel	131979	132322	132665	131987	132322	132657	131997	132322	132647
	(Low)	(Mid)	(High)	(Low)	(Mid)	(High)	(Low)	(Mid)	(High)
Frequency (MHz)	1710.7	1745	1779.3	1711.5	1745	1778.5	1712.5	1745	1777.5
Conducted Power (dBm)	22.52	22.70	22.77	22.49	22.71	22.89	22.56	22.75	22.65
Conducted Power (Watts)	0.1786	0.1862	0.1892	0.1774	0.1866	0.1945	0.1803	0.1884	0.1841
EIRP(dBm)	22.59	22.77	22.84	22.56	22.78	22.96	22.63	22.82	22.72
EIRP(Watts)	0.1816	0.1892	0.1923	0.1803	0.1897	0.1977	0.1832	0.1914	0.1871

LTE Band 66 (GT - LC = 0.07 dB) 16QAM									
Bandwidth	10M			15M			20M		
Channel	132022	132322	132622	132047	132322	132597	132072	132322	132572
	(Low)	(Mid)	(High)	(Low)	(Mid)	(High)	(Low)	(Mid)	(Mid)
Frequency (MHz)	1715	1745	1775	1717.5	1745	1772.5	1720	1745	1770
Conducted Power (dBm)	22.55	22.62	22.59	22.66	22.92	22.95	22.96	22.92	22.97
Conducted Power (Watts)	0.1799	0.1828	0.1816	0.1845	0.1959	0.1972	0.1977	0.1959	0.1982
EIRP(dBm)	22.62	22.69	22.66	22.73	22.99	23.02	23.03	22.99	23.04
EIRP(Watts)	0.1828	0.1858	0.1845	0.1875	0.1991	0.2004	0.2009	0.1991	0.2014



LTE Band 66 (GT - LC = 0.07 dB) 64QAM									
Bandwidth	1.4M			3M			5M		
Channel	131979	132322	132665	131987	132322	132657	131997	132322	132647
	(Low)	(Mid)	(High)	(Low)	(Mid)	(High)	(Low)	(Mid)	(High)
Frequency (MHz)	1710.7	1745	1779.3	1711.5	1745	1778.5	1712.5	1745	1777.5
Conducted Power (dBm)	22.60	22.55	22.68	22.54	22.51	22.72	22.60	22.59	22.59
Conducted Power (Watts)	0.1820	0.1799	0.1854	0.1795	0.1782	0.1871	0.1820	0.1816	0.1816
EIRP(dBm)	22.67	22.62	22.75	22.61	22.58	22.79	22.67	22.66	22.66
EIRP(Watts)	0.1849	0.1828	0.1884	0.1824	0.1811	0.1901	0.1849	0.1845	0.1845

LTE Band 66 (GT - LC = 0.07 dB) 64QAM									
Bandwidth	10M			15M			20M		
Channel	132022	132322	132622	132047	132322	132597	132072	132322	132572
	(Low)	(Mid)	(High)	(Low)	(Mid)	(High)	(Low)	(Mid)	(Mid)
Frequency (MHz)	1715	1745	1775	1717.5	1745	1772.5	1720	1745	1770
Conducted Power (dBm)	22.55	22.56	22.58	22.54	22.71	22.99	22.85	22.92	22.92
Conducted Power (Watts)	0.1799	0.1803	0.1811	0.1795	0.1866	0.1991	0.1928	0.1959	0.1959
EIRP(dBm)	22.62	22.63	22.65	22.61	22.78	23.06	22.92	22.99	22.99
EIRP(Watts)	0.1828	0.1832	0.1841	0.1824	0.1897	0.2023	0.1959	0.1991	0.1991



LTE Band 71 (GT - LC = -1.71 dB) QPSK									
Bandwidth	5M			10M			15M		
Channel	133147	133297	133447	133172	133297	133422	133197	133297	133397
	(Low)	(Mid)	(High)	(Low)	(Mid)	(High)	(Low)	(Mid)	(High)
Frequency	665.5	680.5	695.5	668	680.5	693	670.5	680.5	690.5
(MHz)									
Conducted Power (dBm)	22.89	22.80	22.76	22.71	22.87	22.93	22.56	22.66	22.57
Conducted Power (Watts)	0.1945	0.1905	0.1888	0.1866	0.1936	0.1963	0.1803	0.1845	0.1807
ERP(dBm)	19.03	18.94	18.90	18.85	19.01	19.07	18.70	18.80	18.71
ERP(Watts)	0.0800	0.0783	0.0776	0.0767	0.0796	0.0807	0.0741	0.0759	0.0743

LTE Band 71 (GT - LC = -1.71 dB) QPSK			
Bandwidth	20M		
Channel	133222	133297	133372
	(Low)	(Mid)	(High)
Frequency	673	680.5	688
(MHz)			
Conducted Power (dBm)	22.82	22.94	22.72
Conducted Power (Watts)	0.1914	0.1968	0.1871
ERP(dBm)	18.96	19.08	18.86
ERP(Watts)	0.0787	0.0809	0.0769



LTE Band 71 (GT - LC = -1.71 dB) 16QAM									
Bandwidth	5M			10M			15M		
Channel	133147	133297	133447	133172	133297	133422	133197	133297	133397
	(Low)	(Mid)	(High)	(Low)	(Mid)	(High)	(Low)	(Mid)	(High)
Frequency	665.5	680.5	695.5	668	680.5	693	670.5	680.5	690.5
(MHz)									
Conducted Power (dBm)	22.50	22.26	22.12	22.23	22.03	22.28	21.78	22.21	21.85
Conducted Power (Watts)	0.1778	0.1683	0.1629	0.1671	0.1596	0.1690	0.1507	0.1663	0.1531
ERP(dBm)	18.64	18.40	18.26	18.37	18.17	18.42	17.92	18.35	17.99
ERP(Watts)	0.0731	0.0692	0.0670	0.0687	0.0656	0.0695	0.0619	0.0684	0.0630

LTE Band 71 (GT - LC = -1.71 dB) 16QAM			
Bandwidth	20M		
Channel	133222	133297	133372
	(Low)	(Mid)	(High)
Frequency	673	680.5	688
(MHz)			
Conducted Power (dBm)	22.04	22.19	22.10
Conducted Power (Watts)	0.1600	0.1656	0.1622
ERP(dBm)	18.18	18.33	18.24
ERP(Watts)	0.0658	0.0681	0.0667



LTE Band 71 (GT - LC = -1.71 dB) 64QAM									
Bandwidth	5M			10M			15M		
Channel	133147	133297	133447	133172	133297	133422	133197	133297	133397
	(Low)	(Mid)	(High)	(Low)	(Mid)	(High)	(Low)	(Mid)	(High)
Frequency (MHz)	665.5	680.5	695.5	668	680.5	693	670.5	680.5	690.5
Conducted Power (dBm)	22.00	22.34	22.28	22.13	22.34	22.33	21.87	22.21	21.94
Conducted Power (Watts)	0.1585	0.1714	0.1690	0.1633	0.1714	0.1710	0.1538	0.1663	0.1563
ERP(dBm)	18.14	18.48	18.42	18.27	18.48	18.47	18.01	18.35	18.08
ERP(Watts)	0.0652	0.0705	0.0695	0.0671	0.0705	0.0703	0.0632	0.0684	0.0643

LTE Band 71 (GT - LC = -1.71 dB) 64QAM			
Bandwidth	20M		
Channel	133222	133297	133372
	(Low)	(Mid)	(High)
Frequency (MHz)	673	680.5	688
Conducted Power (dBm)	22.20	22.23	22.20
Conducted Power (Watts)	0.1660	0.1671	0.1660
ERP(dBm)	18.34	18.37	18.34
ERP(Watts)	0.0682	0.0687	0.0682



CA EIRP

LTE Band 41 CA (GT - LC = 0.08 dB) QPSK									
Bandwidth	15M + 15M			5M + 20M			20M + 5M		
Channel PCC	39725	40545	41365	39683	40528	41373	39750	40595	41440
	(Low)	(Mid)	(High)	(Low)	(Mid)	(High)	(Low)	(Mid)	(High)
Channel SCC	39875	40695	41515	39800	40645	41490	39867	40712	41557
	(Low)	(Mid)	(High)	(Low)	(Mid)	(High)	(Low)	(Mid)	(High)
Conducted Power (dBm)	24.22	24.35	24.21	24.24	24.56	24.34	24.20	24.34	24.2
Conducted Power (Watts)	0.2642	0.2723	0.2636	0.2655	0.2858	0.2716	0.2630	0.2716	0.2630
EIRP(dBm)	24.30	24.43	24.29	24.32	24.64	24.42	24.28	24.42	24.28
EIRP(Watts)	0.2692	0.2773	0.2685	0.2704	0.2911	0.2767	0.2679	0.2767	0.2679

LTE Band 41 CA (GT - LC = 0.08 dB) QPSK									
Bandwidth	10M + 20M			20M + 10M			15M + 20M		
Channel PCC	39705	40526	41346	39750	40571	41391	39728	40523	41319
	(Low)	(Mid)	(High)	(Low)	(Mid)	(High)	(Low)	(Mid)	(High)
Channel SCC	39849	40670	41490	39894	40715	41535	39899	40694	41490
	(Low)	(Mid)	(High)	(Low)	(Mid)	(High)	(Low)	(Mid)	(High)
Conducted Power (dBm)	24.23	24.37	24.23	24.32	24.56	24.31	24.23	24.45	24.34
Conducted Power (Watts)	0.2649	0.2735	0.2649	0.2704	0.2858	0.2698	0.2649	0.2786	0.2716
EIRP(dBm)	24.31	24.45	24.31	24.40	24.64	24.39	24.31	24.53	24.42
EIRP(Watts)	0.2698	0.2786	0.2698	0.2754	0.2911	0.2748	0.2698	0.2838	0.2767



LTE Band 41 CA (GT - LC = 0.08 dB) QPSK						
Bandwidth	20M+15M			20M+20M		
Channel PCC	39750	40546	41341	39750	40521	41292
	(Low)	(Mid)	(High)	(Low)	(Mid)	(High)
Channel SCC	39921	40717	41512	39948	40719	41490
	(Low)	(Mid)	(High)	(Low)	(Mid)	(High)
Conducted Power (dBm)	23.12	23.34	23.2	23.12	23.45	23.12
Conducted Power (Watts)	0.2051	0.2158	0.2089	0.2051	0.2213	0.2051
EIRP(dBm)	23.20	23.42	23.28	23.20	23.53	23.20
EIRP(Watts)	0.2089	0.2198	0.2128	0.2089	0.2254	0.2089

LTE Band 41 CA (GT - LC = 0.08 dB) QPSK						
Bandwidth	15M+10M			10M+15M		
Channel PCC	39725	40571	41417	39703	40549	41395
	(Low)	(Mid)	(High)	(Low)	(Mid)	(High)
Channel SCC	39845	40691	41537	39823	40669	41490
	(Low)	(Mid)	(High)	(Low)	(Mid)	(High)
Conducted Power (dBm)	24.28	24.6	24.38	24.23	24.6	24.38
Conducted Power (Watts)	0.2679	0.2884	0.2742	0.2649	0.2884	0.2742
EIRP(dBm)	24.36	24.68	24.46	24.31	24.68	24.46
EIRP(Watts)	0.2729	0.2938	0.2793	0.2698	0.2938	0.2793



LTE Band 41 CA (GT - LC = 0.08 dB) 16QAM									
Bandwidth	15M + 15M			5M + 20M			20M + 5M		
Channel PCC	39725	40545	41365	39683	40528	41373	39750	40595	41440
	(Low)	(Mid)	(High)	(Low)	(Mid)	(High)	(Low)	(Mid)	(High)
Channel SCC	39875	40695	41515	39800	40645	41490	39867	40712	41557
	(Low)	(Mid)	(High)	(Low)	(Mid)	(High)	(Low)	(Mid)	(High)
Conducted Power (dBm)	23.30	23.76	23.32	23.34	23.65	23.34	23.29	23.75	23.53
Conducted Power (Watts)	0.2138	0.2377	0.2148	0.2158	0.2317	0.2158	0.2133	0.2371	0.2254
EIRP(dBm)	23.38	23.84	23.40	23.42	23.73	23.42	23.37	23.83	23.61
EIRP(Watts)	0.2178	0.2421	0.2188	0.2198	0.2360	0.2198	0.2173	0.2415	0.2296

LTE Band 41 CA (GT - LC = 0.08 dB) 16QAM									
Bandwidth	10M + 20M			20M + 10M			15M + 20M		
Channel PCC	39705	40526	41346	39750	40571	41391	39728	40523	41319
	(Low)	(Mid)	(High)	(Low)	(Mid)	(High)	(Low)	(Mid)	(High)
Channel SCC	39849	40670	41490	39894	40715	41535	39899	40694	41490
	(Low)	(Mid)	(High)	(Low)	(Mid)	(High)	(Low)	(Mid)	(High)
Conducted Power (dBm)	23.32	23.78	23.56	23.43	23.45	23.56	23.34	23.65	23.62
Conducted Power (Watts)	0.2148	0.2388	0.2270	0.2203	0.2213	0.2270	0.2158	0.2317	0.2301
EIRP(dBm)	23.40	23.86	23.64	23.51	23.53	23.64	23.42	23.73	23.70
EIRP(Watts)	0.2188	0.2432	0.2312	0.2244	0.2254	0.2312	0.2198	0.2360	0.2344



LTE Band 41 CA (GT - LC = 0.08 dB) 16QAM						
Bandwidth	20M+15M			20M+20M		
Channel PCC	39750	40546	41341	39750	40521	41292
	(Low)	(Mid)	(High)	(Low)	(Mid)	(High)
Channel SCC	39921	40717	41512	39948	40719	41490
	(Low)	(Mid)	(High)	(Low)	(Mid)	(High)
Conducted Power (dBm)	23.32	23.12	23.34	23.21	23.23	23.21
Conducted Power (Watts)	0.2148	0.2051	0.2158	0.2094	0.2104	0.2094
EIRP(dBm)	23.40	23.20	23.42	23.29	23.31	23.29
EIRP(Watts)	0.2188	0.2089	0.2198	0.2133	0.2143	0.2133

LTE Band 41 CA (GT - LC = 0.08 dB) 16QAM						
Bandwidth	15M+10M			10M+15M		
Channel PCC	39725	40571	41417	39703	40549	41395
	(Low)	(Mid)	(High)	(Low)	(Mid)	(High)
Channel SCC	39845	40691	41537	39823	40669	41490
	(Low)	(Mid)	(High)	(Low)	(Mid)	(High)
Conducted Power (dBm)	23.38	23.69	23.38	23.32	23.75	23.53
Conducted Power (Watts)	0.2178	0.2339	0.2178	0.2148	0.2371	0.2254
EIRP(dBm)	23.46	23.77	23.46	23.40	23.83	23.61
EIRP(Watts)	0.2218	0.2382	0.2218	0.2188	0.2415	0.2296



LTE Band 41 CA (GT - LC = 0.08 dB) 64QAM									
Bandwidth	15M + 15M			5M + 20M			20M + 5M		
Channel PCC	39725	40545	41365	39683	40528	41373	39750	40595	41440
	(Low)	(Mid)	(High)	(Low)	(Mid)	(High)	(Low)	(Mid)	(High)
Channel SCC	39875	40695	41515	39800	40645	41490	39867	40712	41557
	(Low)	(Mid)	(High)	(Low)	(Mid)	(High)	(Low)	(Mid)	(High)
Conducted Power (dBm)	21.27	21.66	21.43	21.25	21.78	21.45	21.22	21.75	21.42
Conducted Power (Watts)	0.1340	0.1466	0.1390	0.1334	0.1507	0.1396	0.1324	0.1496	0.1387
EIRP(dBm)	21.35	21.74	21.51	21.33	21.86	21.53	21.30	21.83	21.50
EIRP(Watts)	0.1365	0.1493	0.1416	0.1358	0.1535	0.1422	0.1349	0.1524	0.1413

LTE Band 41 CA (GT - LC = 0.08 dB) 64QAM									
Bandwidth	10M + 20M			20M + 10M			15M + 20M		
Channel PCC	39705	40526	41346	39750	40571	41391	39728	40523	41319
	(Low)	(Mid)	(High)	(Low)	(Mid)	(High)	(Low)	(Mid)	(High)
Channel SCC	39849	40670	41490	39894	40715	41535	39899	40694	41490
	(Low)	(Mid)	(High)	(Low)	(Mid)	(High)	(Low)	(Mid)	(High)
Conducted Power (dBm)	21.25	21.78	21.45	21.24	21.73	21.32	21.25	21.78	21.36
Conducted Power (Watts)	0.1334	0.1507	0.1396	0.1330	0.1489	0.1355	0.1334	0.1507	0.1368
EIRP(dBm)	21.33	21.86	21.53	21.32	21.81	21.40	21.33	21.86	21.44
EIRP(Watts)	0.1358	0.1535	0.1422	0.1355	0.1517	0.1380	0.1358	0.1535	0.1393



LTE Band 41 CA (GT - LC = 0.08 dB) 64QAM						
Bandwidth	20M+15M			20M+20M		
Channel PCC	39750	40546	41341	39750	40521	41292
	(Low)	(Mid)	(High)	(Low)	(Mid)	(High)
Channel SCC	39921	40717	41512	39948	40719	41490
	(Low)	(Mid)	(High)	(Low)	(Mid)	(High)
Conducted Power (dBm)	21.29	21.68	21.45	21.22	21.73	21.55
Conducted Power (Watts)	0.1346	0.1472	0.1396	0.1324	0.1489	0.1429
EIRP(dBm)	21.37	21.76	21.53	21.30	21.81	21.63
EIRP(Watts)	0.1371	0.1500	0.1422	0.1349	0.1517	0.1455

LTE Band 41 CA (GT - LC = 0.08 dB) 64QAM						
Bandwidth	15M+10M			10M+15M		
Channel PCC	39725	40571	41417	39703	40549	41395
	(Low)	(Mid)	(High)	(Low)	(Mid)	(High)
Channel SCC	39845	40691	41537	39823	40669	41490
	(Low)	(Mid)	(High)	(Low)	(Mid)	(High)
Conducted Power (dBm)	21.29	21.82	21.49	21.29	21.82	21.49
Conducted Power (Watts)	0.1346	0.1521	0.1409	0.1346	0.1521	0.1409
EIRP(dBm)	21.37	21.90	21.57	21.37	21.90	21.57
EIRP(Watts)	0.1371	0.1549	0.1435	0.1371	0.1549	0.1435



LTE Band 7

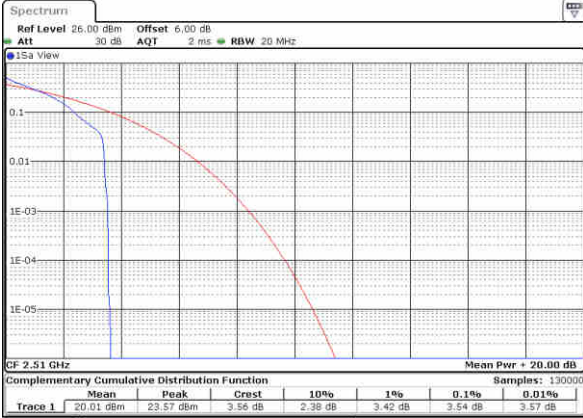
Peak-to-Average Ratio

Mode	LTE Band 7 / 20MHz				
Mod.	QPSK		16QAM		Limit: 13dB
RB Size	1RB	Full RB	1RB	Full RB	Result
Lowest CH	3.54	4.87	4.49	5.80	PASS
Middle CH	3.42	4.87	3.86	5.77	
Highest CH	3.77	4.99	4.43	5.88	
Mod.	64QAM		Limit: 13dB		
RB Size	1RB	Full RB	Result		
Lowest CH	5.22	6.17	PASS		
Middle CH	5.13	6.17			
Highest CH	5.57	6.38			



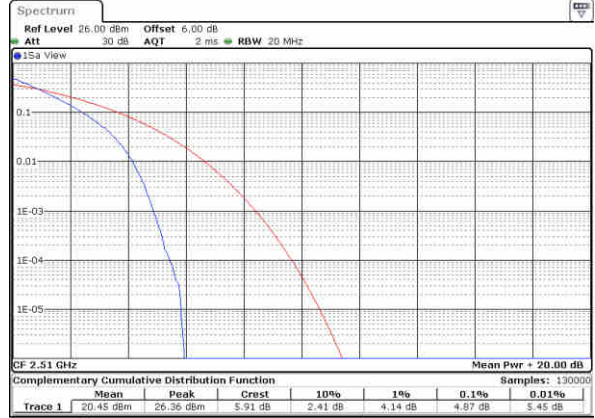
LTE Band 7 / 20MHz / QPSK

Lowest Channel / 1RB



Date: 19 JAN 2020 11 07:49

Lowest Channel / Full RB



Date: 19 JAN 2020 11 07:58

Middle Channel / 1RB



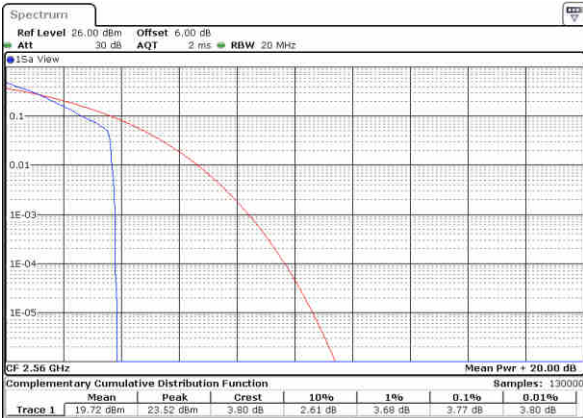
Date: 19 JAN 2020 11 08:32

Middle Channel / Full RB



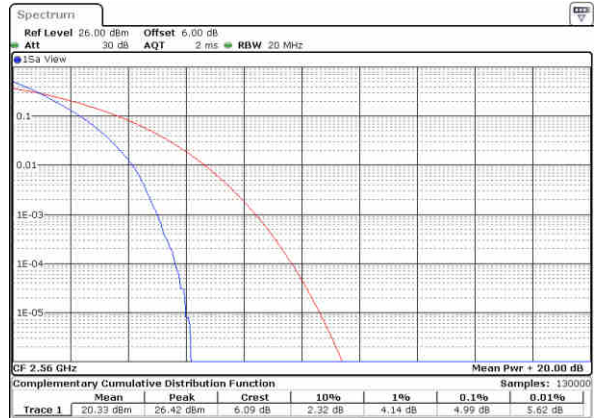
Date: 19 JAN 2020 11 08:24

Highest Channel / 1RB



Date: 19 JAN 2020 11 08:58

Highest Channel / Full RB

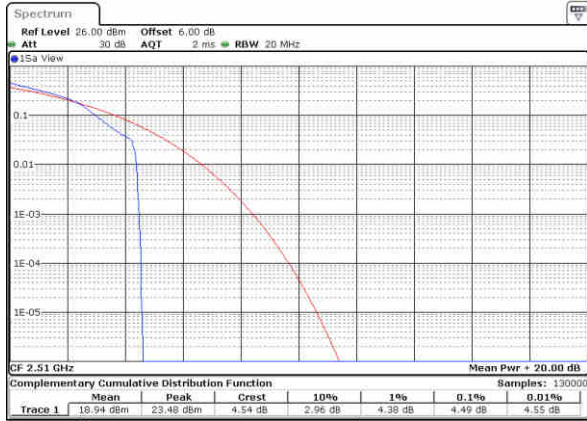


Date: 19 JAN 2020 11 09:07



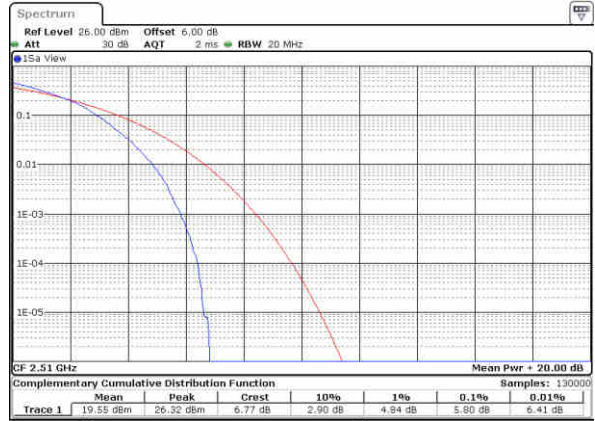
LTE Band 7 / 20MHz / 16QAM

Lowest Channel / 1RB



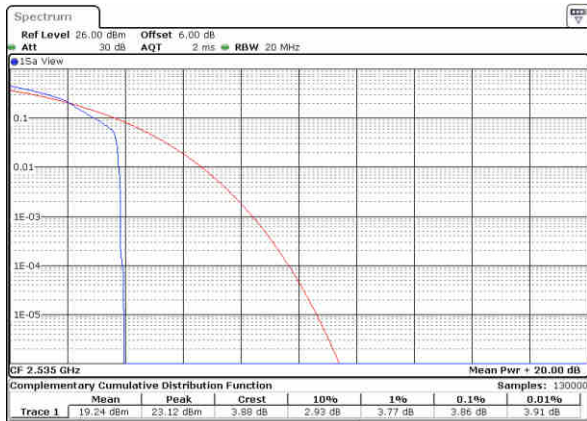
Date: 19 JAN 2020 11 07:40

Lowest Channel / Full RB



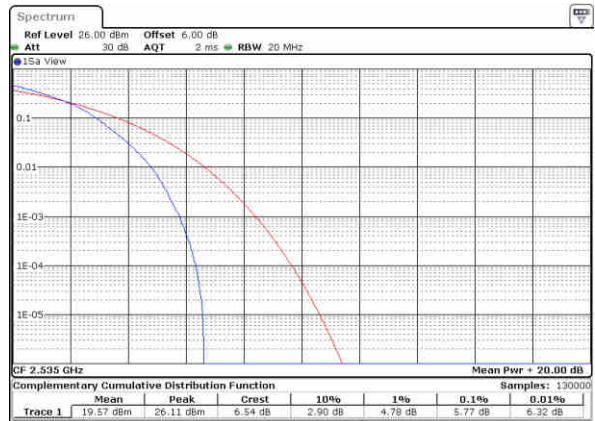
Date: 19 JAN 2020 11 08:06

Middle Channel / 1RB



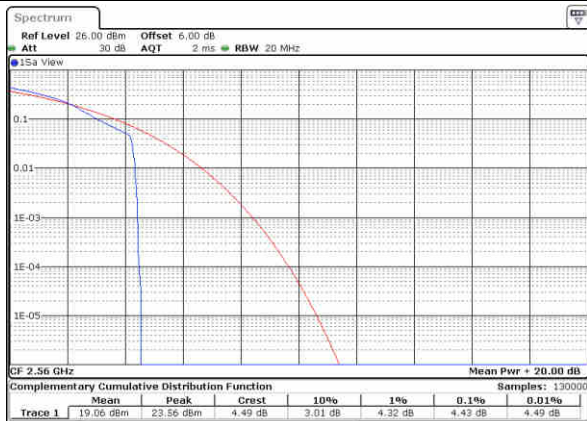
Date: 19 JAN 2020 11 08:41

Middle Channel / Full RB



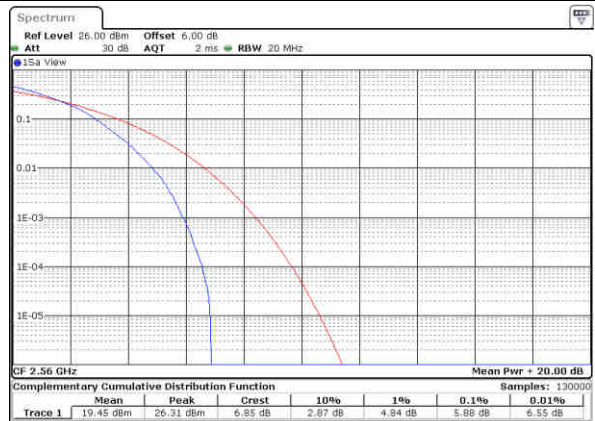
Date: 19 JAN 2020 11 08:15

Highest Channel / 1RB



Date: 19 JAN 2020 11 08:50

Highest Channel / Full RB

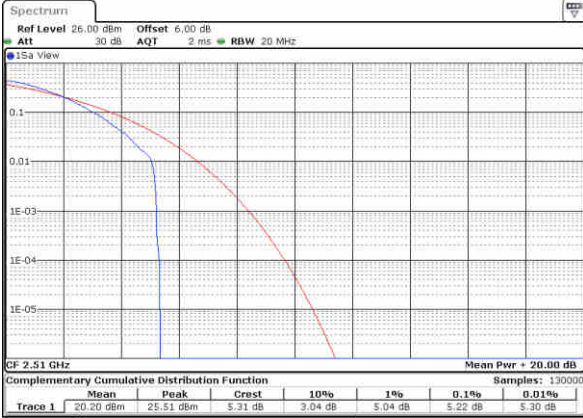


Date: 19 JAN 2020 11 09:15



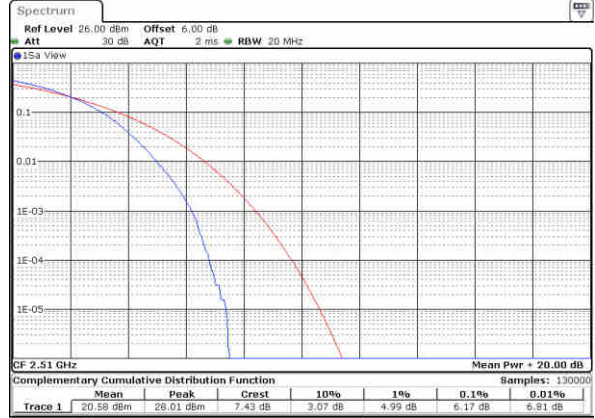
LTE Band 7 / 20MHz / 64QAM

Lowest Channel / 1RB



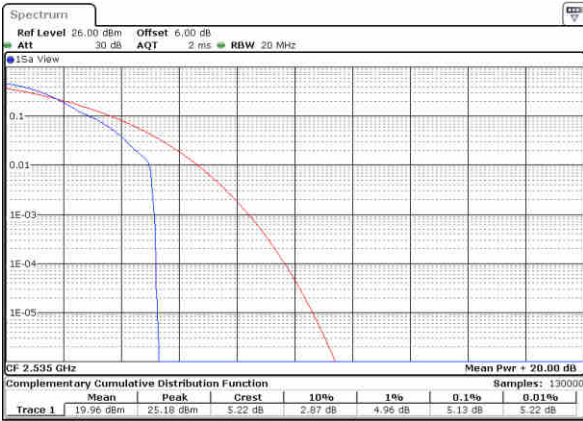
Date: 19 JAN 2020 11 06:48

Lowest Channel / Full RB



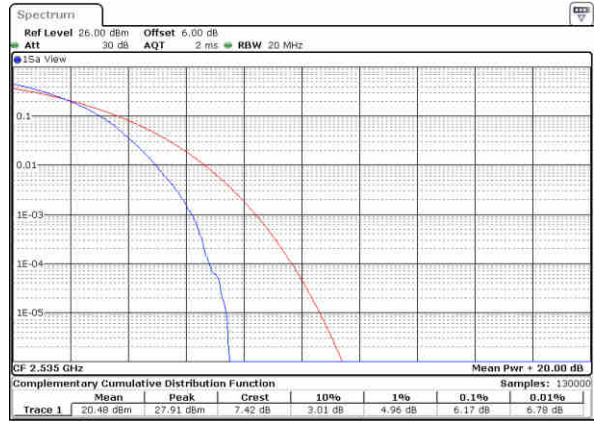
Date: 19 JAN 2020 11 06:57

Middle Channel / 1RB



Date: 19 JAN 2020 11 07:14

Middle Channel / Full RB



Date: 19 JAN 2020 11 07:06

Highest Channel / 1RB



Date: 19 JAN 2020 11 07:23

Highest Channel / Full RB



Date: 19 JAN 2020 11 07:32



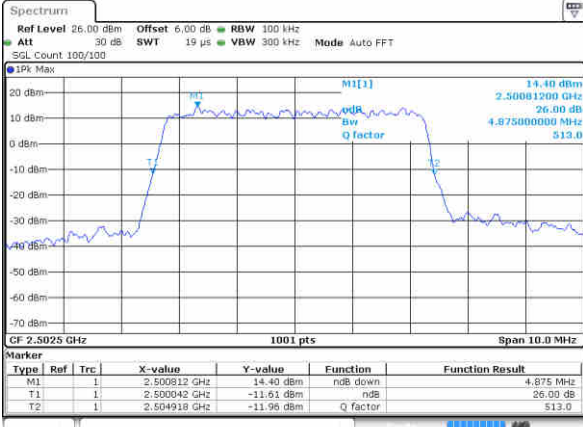
26dB Bandwidth

Mode	LTE Band 7 : 26dB BW(MHz)											
	5MHz		10MHz		15MHz		20MHz		5MHz	10MHz	15MHz	20MHz
BW												
Mod.	QPSK	16QAM	QPSK	16QAM	QPSK	16QAM	QPSK	16QAM	64QAM	64QAM	64QAM	64QAM
Lowest CH	4.88	5.03	9.75	9.73	14.45	14.39	20.22	20.10	4.98	9.77	14.54	20.18
Middle CH	4.95	4.82	9.75	9.83	14.27	14.33	20.14	20.14	4.95	9.73	14.42	20.18
Highest CH	4.94	4.85	9.81	9.63	14.69	14.51	20.06	20.18	4.88	9.71	14.54	20.14



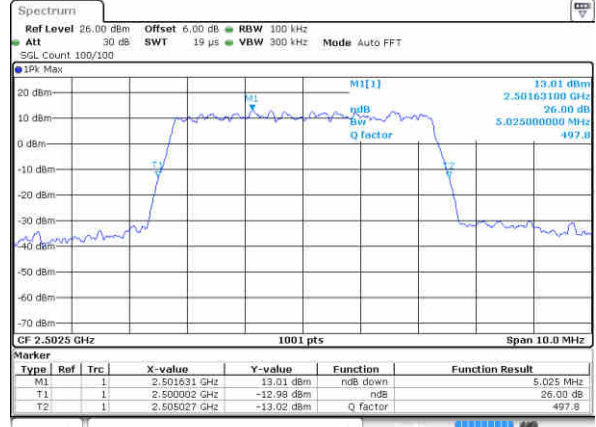
LTE Band 7

Lowest Channel / 5MHz / QPSK



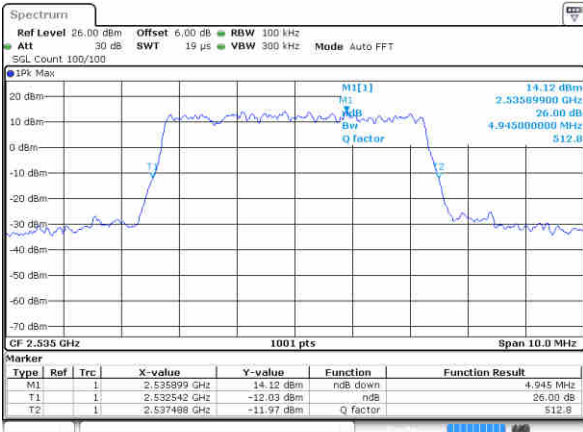
Date: 19 JAN 2020 09:17:02

Lowest Channel / 5MHz / 16QAM



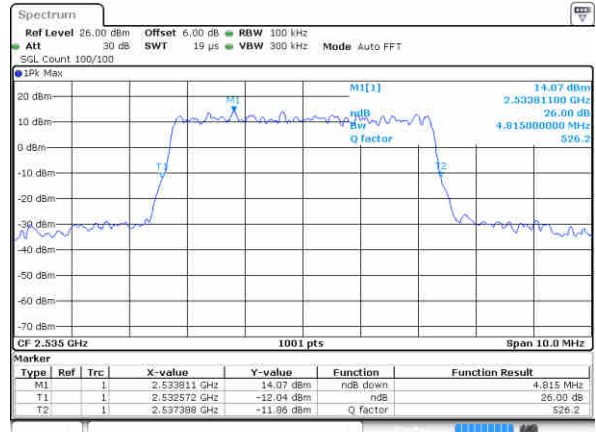
Date: 19 JAN 2020 09:17:22

Middle Channel / 5MHz / QPSK



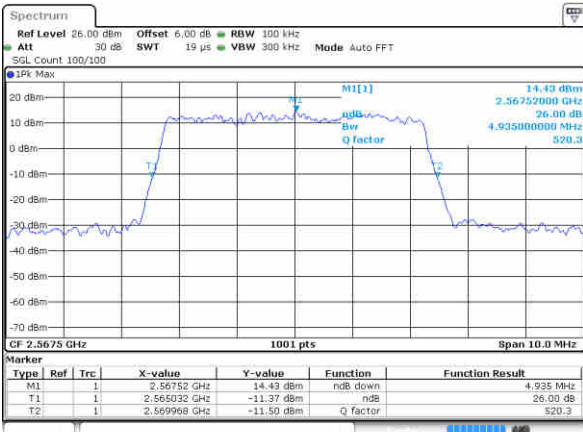
Date: 19 JAN 2020 09:18:02

Middle Channel / 5MHz / 16QAM



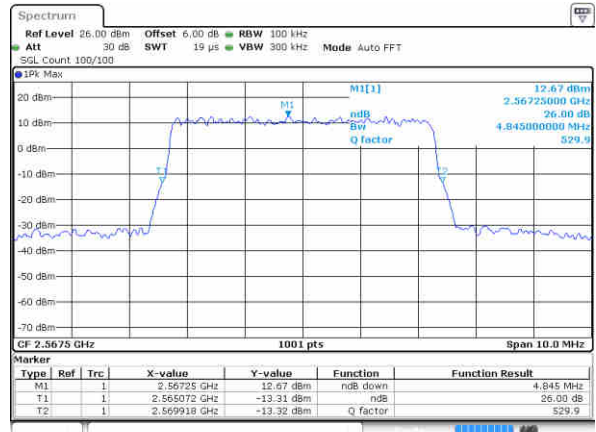
Date: 19 JAN 2020 09:17:42

Highest Channel / 5MHz / QPSK



Date: 19 JAN 2020 09:18:22

Highest Channel / 5MHz / 16QAM

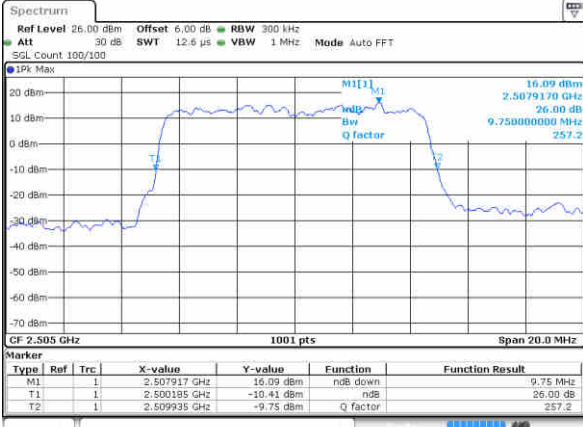


Date: 19 JAN 2020 09:18:42



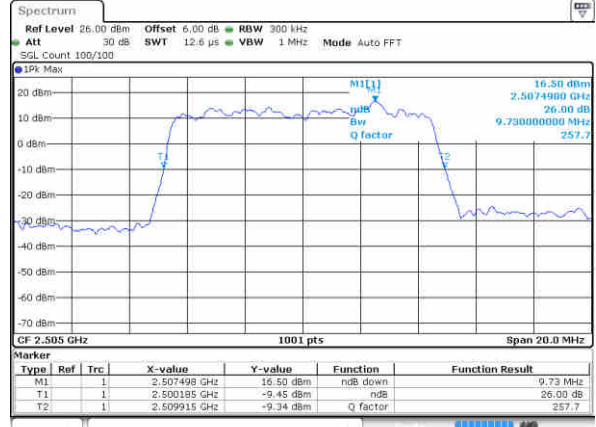
LTE Band 7

Lowest Channel / 10MHz / QPSK



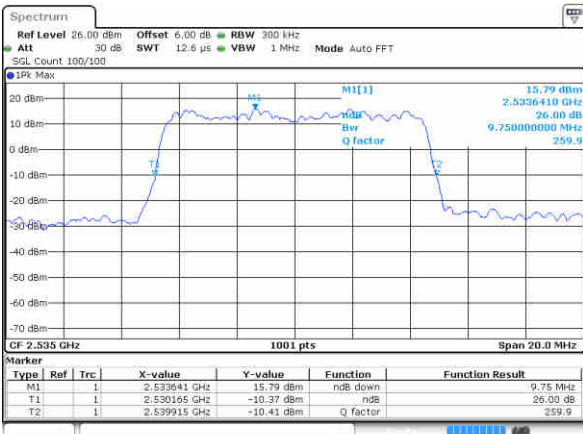
Date: 19 JAN 2020 09:32:36

Lowest Channel / 10MHz / 16QAM



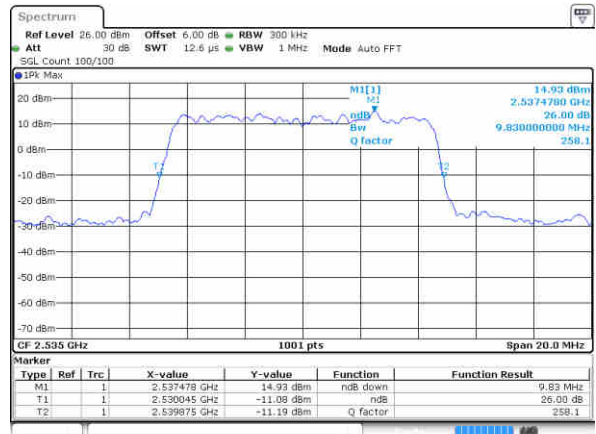
Date: 19 JAN 2020 09:32:56

Middle Channel / 10MHz / QPSK



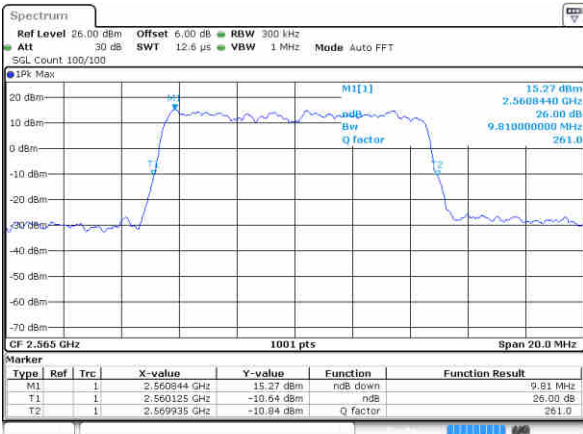
Date: 19 JAN 2020 09:33:36

Middle Channel / 10MHz / 16QAM



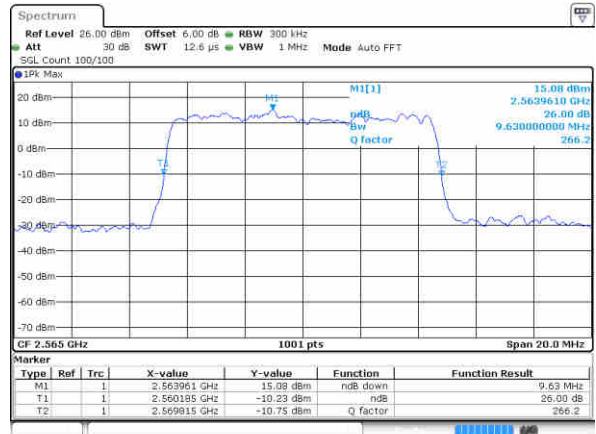
Date: 19 JAN 2020 09:33:16

Highest Channel / 10MHz / QPSK



Date: 19 JAN 2020 09:33:56

Highest Channel / 10MHz / 16QAM

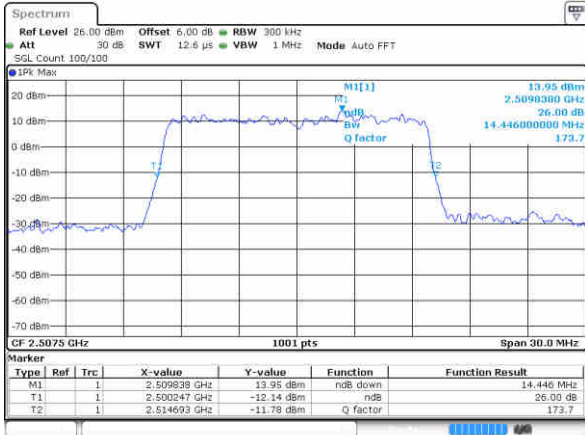


Date: 19 JAN 2020 09:34:16



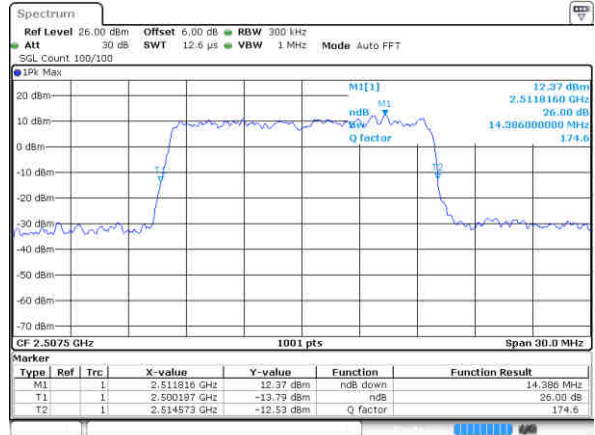
LTE Band 7

Lowest Channel / 15MHz / QPSK



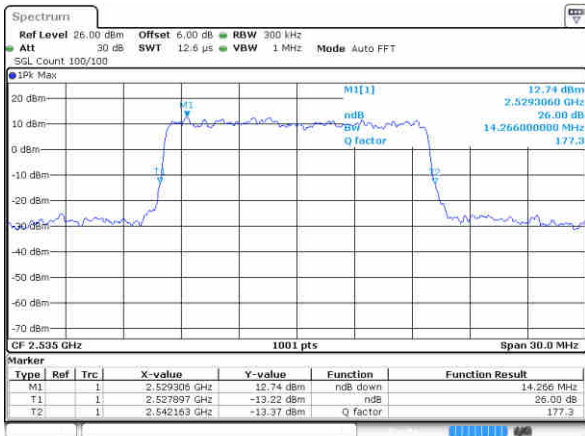
Date: 19 JAN 2020 09:49:23

Lowest Channel / 15MHz / 16QAM



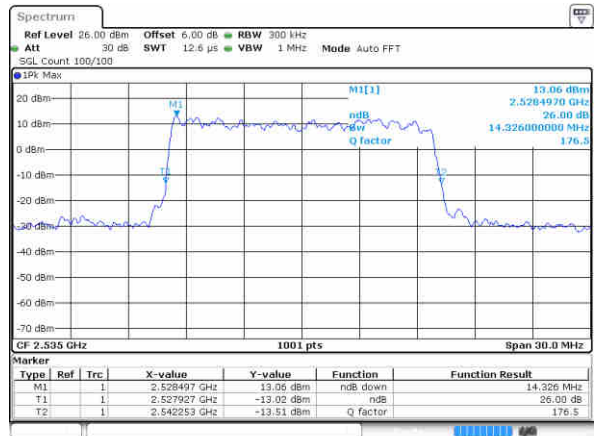
Date: 19 JAN 2020 09:49:03

Middle Channel / 15MHz / QPSK



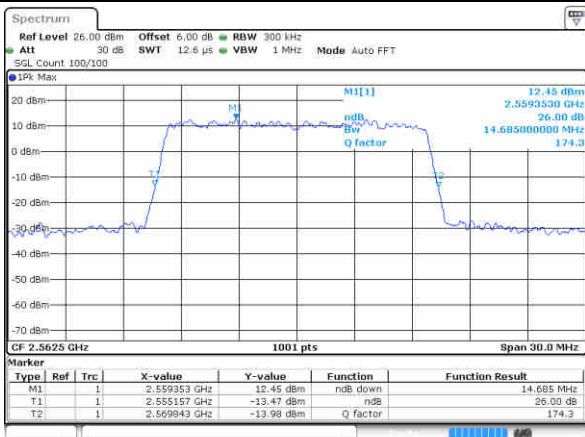
Date: 19 JAN 2020 09:49:43

Middle Channel / 15MHz / 16QAM



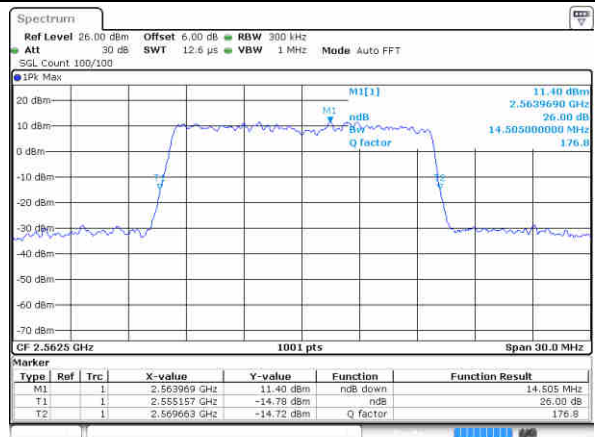
Date: 19 JAN 2020 09:50:03

Highest Channel / 15MHz / QPSK



Date: 19 JAN 2020 09:50:43

Highest Channel / 15MHz / 16QAM

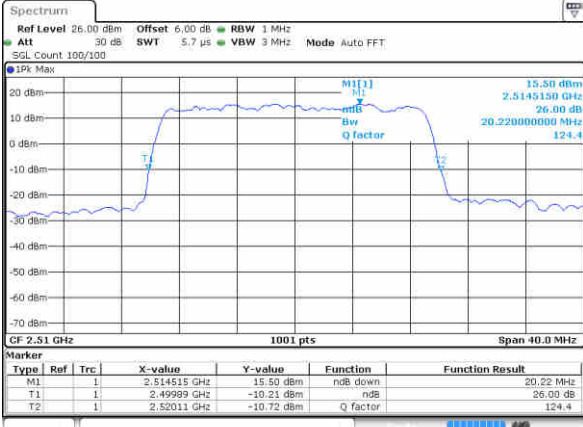


Date: 19 JAN 2020 09:50:23



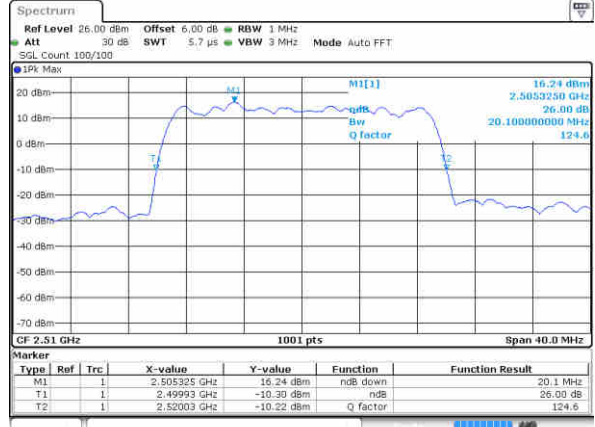
LTE Band 7

Lowest Channel / 20MHz / QPSK



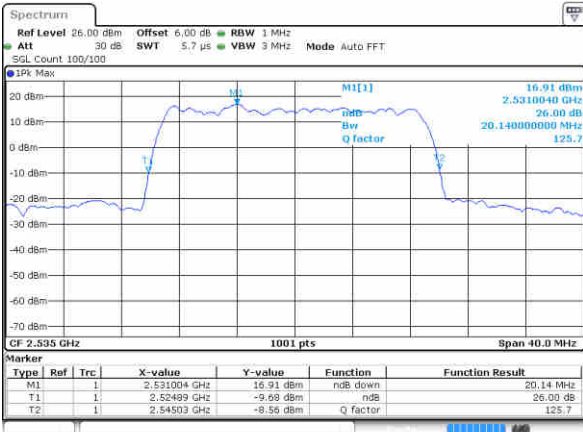
Date: 19 JAN 2020 10:05:51

Lowest Channel / 20MHz / 16QAM



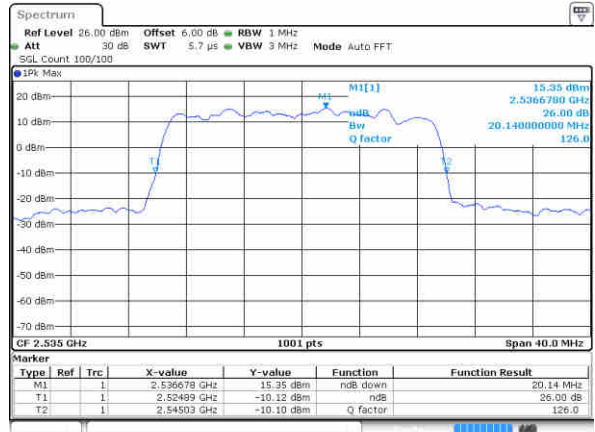
Date: 19 JAN 2020 10:05:31

Middle Channel / 20MHz / QPSK



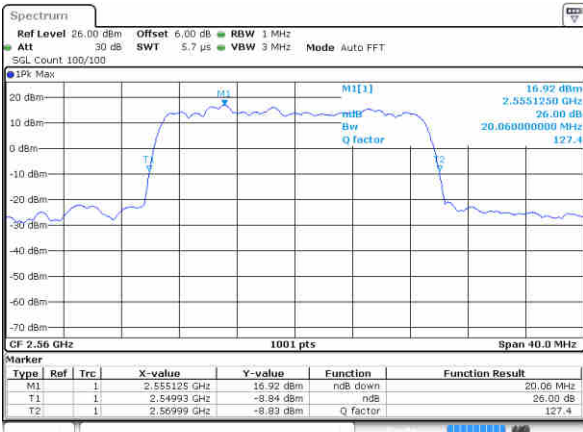
Date: 19 JAN 2020 10:06:11

Middle Channel / 20MHz / 16QAM



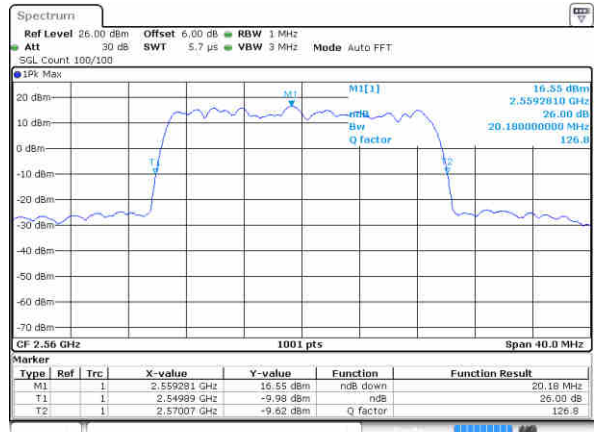
Date: 19 JAN 2020 10:06:31

Highest Channel / 20MHz / QPSK



Date: 19 JAN 2020 10:07:11

Highest Channel / 20MHz / 16QAM

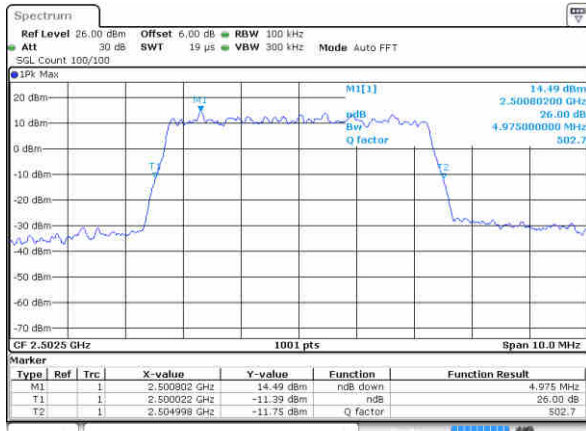


Date: 19 JAN 2020 10:06:51



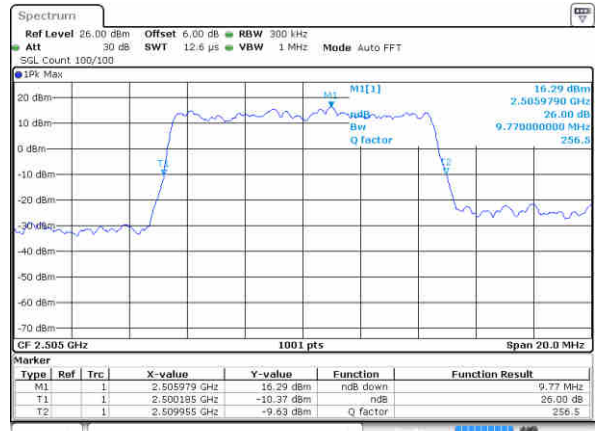
LTE Band 7

Lowest Channel / 5MHz / 64QAM



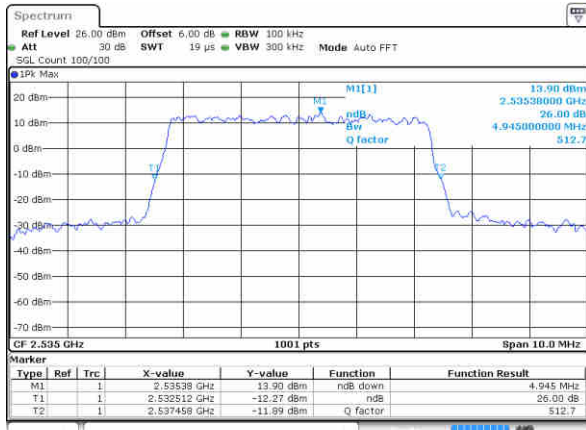
Date: 19 JAN 2020 10:22:19

Lowest Channel / 10MHz / 64QAM



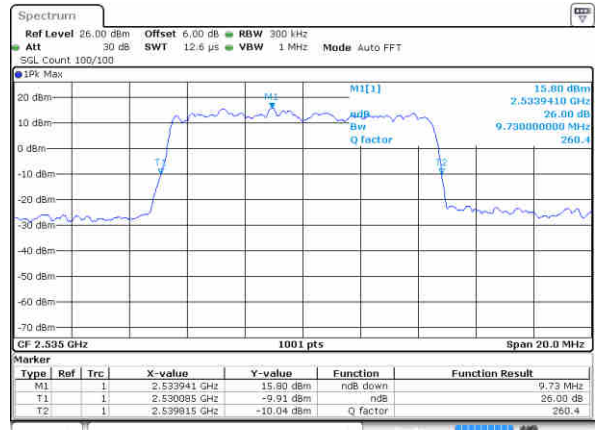
Date: 19 JAN 2020 10:30:33

Middle Channel / 5MHz / 64QAM



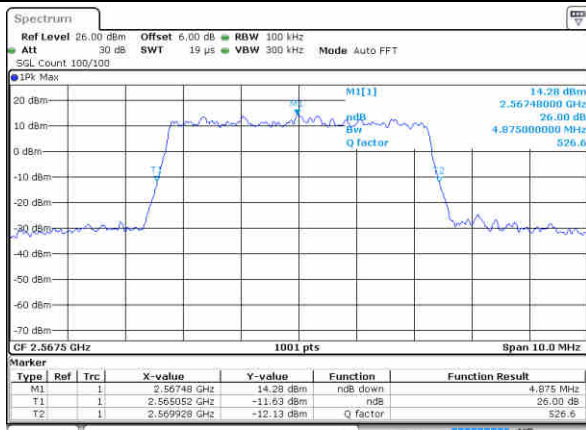
Date: 19 JAN 2020 10:22:29

Middle Channel / 10MHz / 64QAM



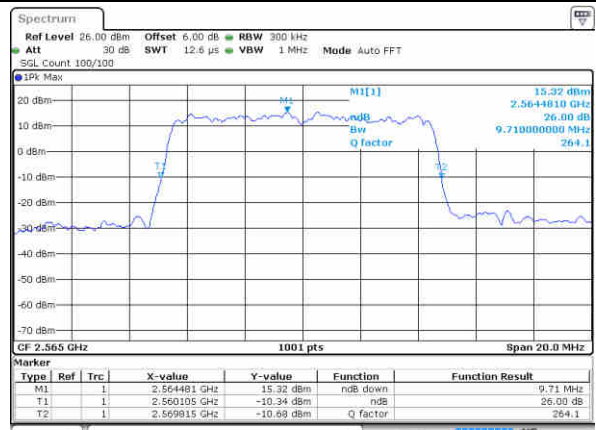
Date: 19 JAN 2020 10:30:43

Highest Channel / 5MHz / 64QAM



Date: 19 JAN 2020 10:22:39

Highest Channel / 10MHz / 64QAM

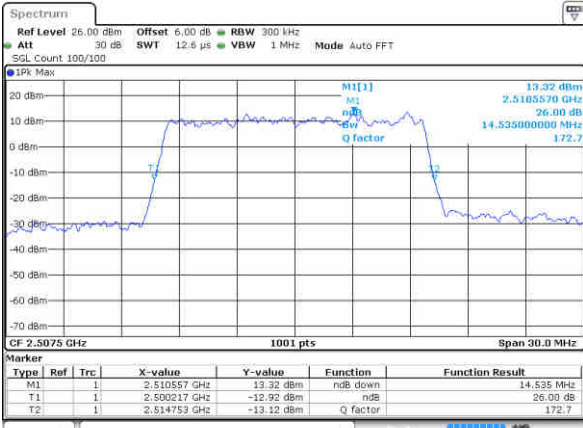


Date: 19 JAN 2020 10:30:53



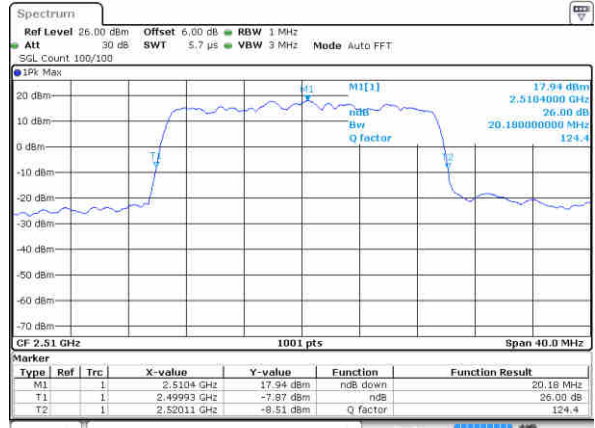
LTE Band 7

Lowest Channel / 15MHz / 64QAM



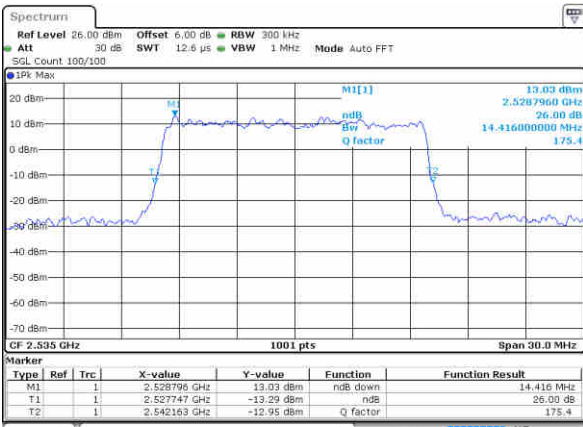
Date: 19 JAN 2020 10:38:47

Lowest Channel / 20MHz / 64QAM



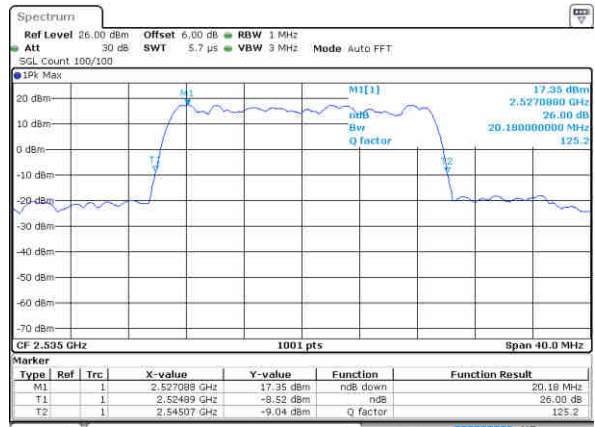
Date: 19 JAN 2020 10:47:00

Middle Channel / 15MHz / 64QAM



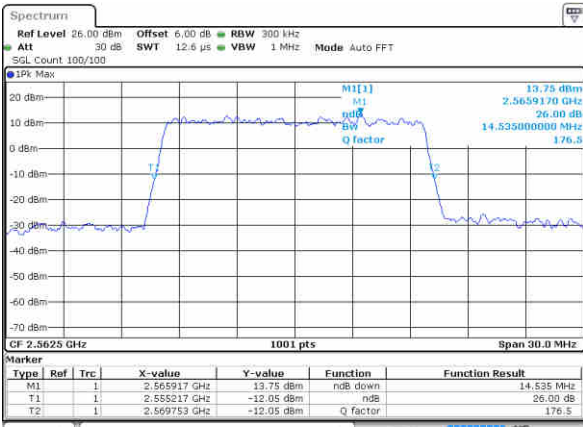
Date: 19 JAN 2020 10:38:56

Middle Channel / 20MHz / 64QAM



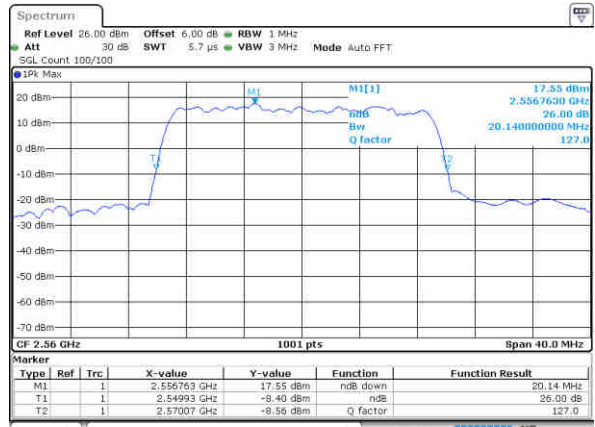
Date: 19 JAN 2020 10:47:10

Highest Channel / 15MHz / 64QAM



Date: 19 JAN 2020 10:38:06

Highest Channel / 20MHz / 64QAM



Date: 19 JAN 2020 10:47:20



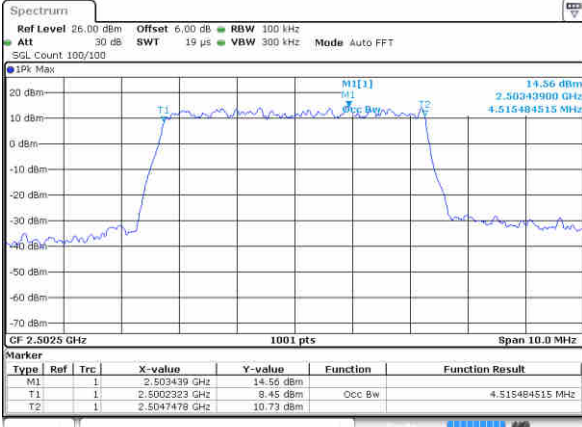
Occupied Bandwidth

Mode	LTE Band 7 : 99%OBW(MHz)											
	5MHz		10MHz		15MHz		20MHz		5MHz	10MHz	15MHz	20MHz
Mod.	QPSK	16QAM	QPSK	16QAM	QPSK	16QAM	QPSK	16QAM	64QAM	64QAM	64QAM	64QAM
Lowest CH	4.52	4.50	9.05	9.05	13.52	13.43	18.18	18.38	4.50	8.97	13.40	18.46
Middle CH	4.52	4.49	8.99	9.01	13.40	13.43	18.34	18.46	4.50	9.07	13.43	18.34
Highest CH	4.50	4.49	9.03	8.97	13.43	13.49	18.38	18.34	4.50	9.03	13.43	18.38



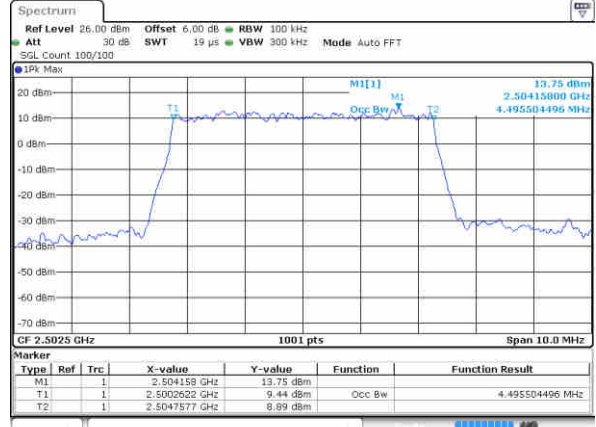
LTE Band 7

Lowest Channel / 5MHz / QPSK



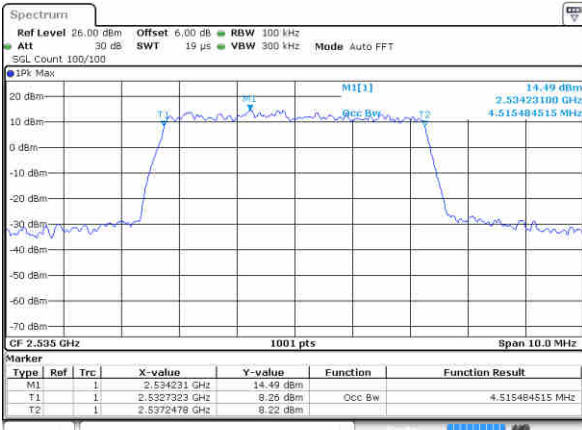
Date: 19 JAN 2020 09:16:52

Lowest Channel / 5MHz / 16QAM



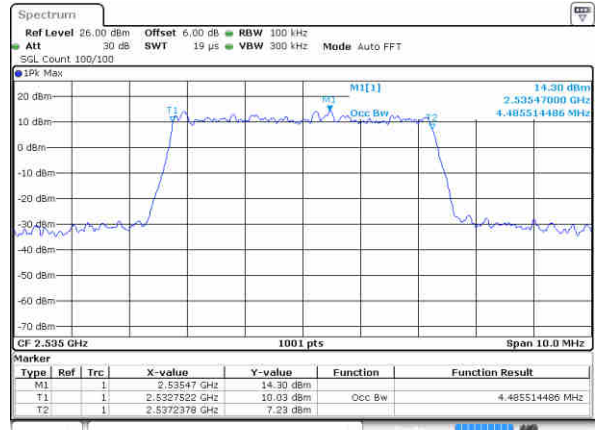
Date: 19 JAN 2020 09:17:12

Middle Channel / 5MHz / QPSK



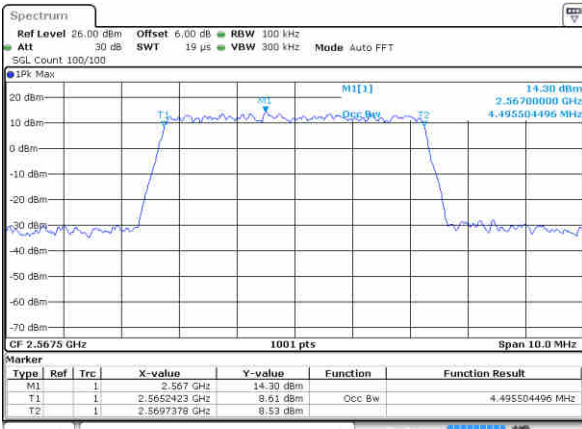
Date: 19 JAN 2020 09:17:52

Middle Channel / 5MHz / 16QAM



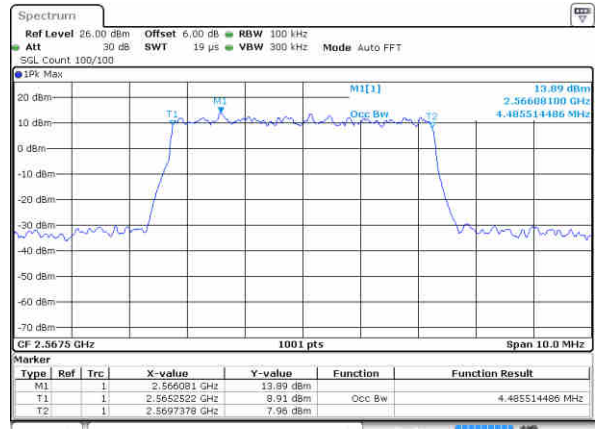
Date: 19 JAN 2020 09:17:52

Highest Channel / 5MHz / QPSK



Date: 19 JAN 2020 09:18:12

Highest Channel / 5MHz / 16QAM

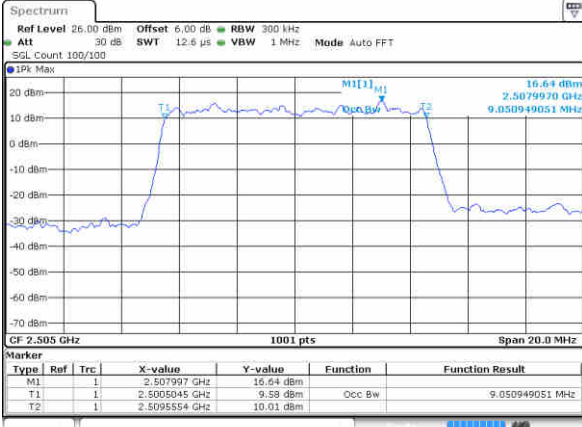


Date: 19 JAN 2020 09:18:32



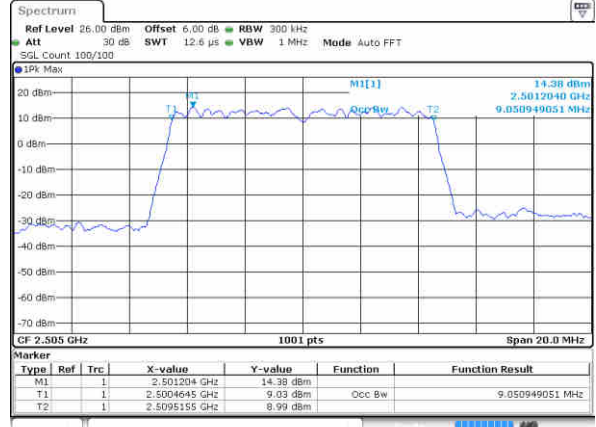
LTE Band 7

Lowest Channel / 10MHz / QPSK



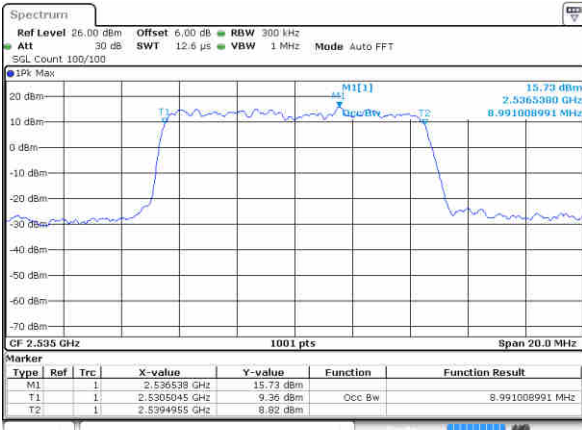
Date: 19 JAN 2020 09:32:26

Lowest Channel / 10MHz / 16QAM



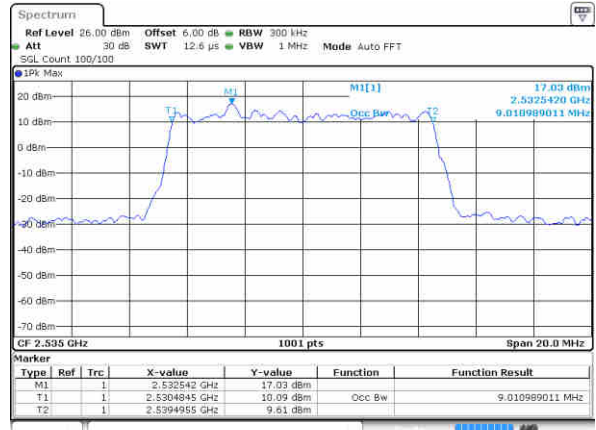
Date: 19 JAN 2020 09:32:46

Middle Channel / 10MHz / QPSK



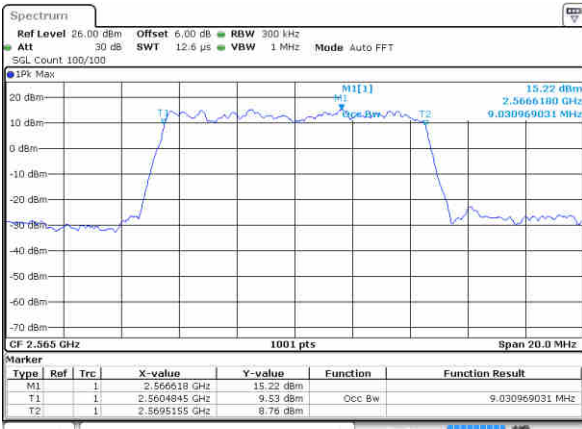
Date: 19 JAN 2020 09:33:26

Middle Channel / 10MHz / 16QAM



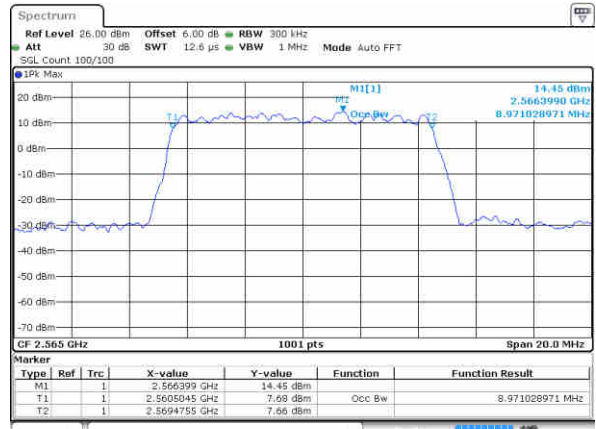
Date: 19 JAN 2020 09:33:06

Highest Channel / 10MHz / QPSK



Date: 19 JAN 2020 09:33:46

Highest Channel / 10MHz / 16QAM

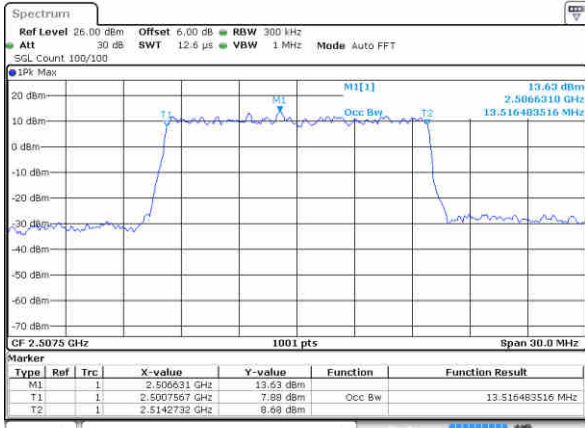


Date: 19 JAN 2020 09:34:06



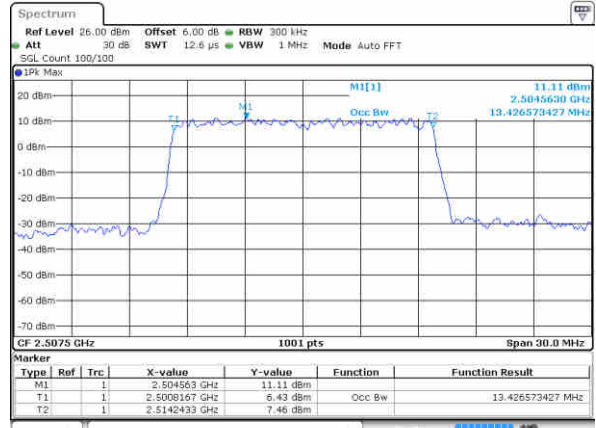
LTE Band 7

Lowest Channel / 15MHz / QPSK



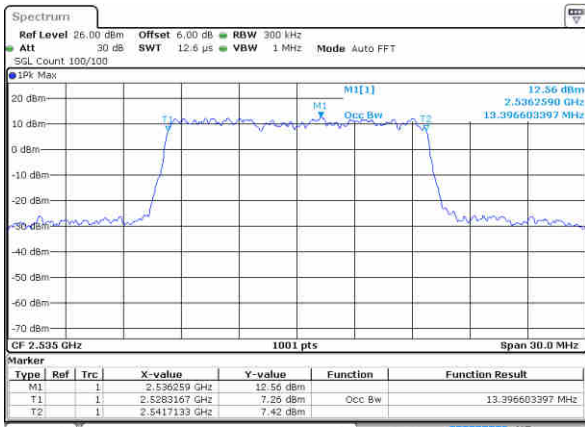
Date: 19 JAN 2020 09:49:13

Lowest Channel / 15MHz / 16QAM



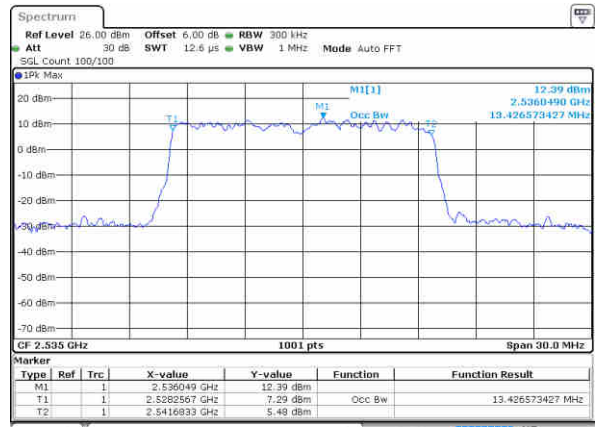
Date: 19 JAN 2020 09:48:53

Middle Channel / 15MHz / QPSK



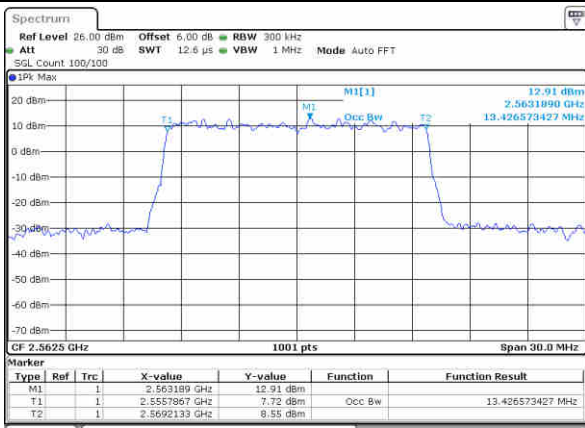
Date: 19 JAN 2020 09:49:33

Middle Channel / 15MHz / 16QAM



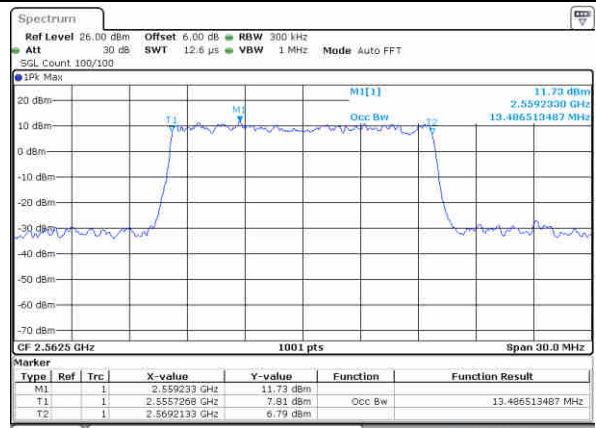
Date: 19 JAN 2020 09:49:53

Highest Channel / 15MHz / QPSK



Date: 19 JAN 2020 09:50:33

Highest Channel / 15MHz / 16QAM

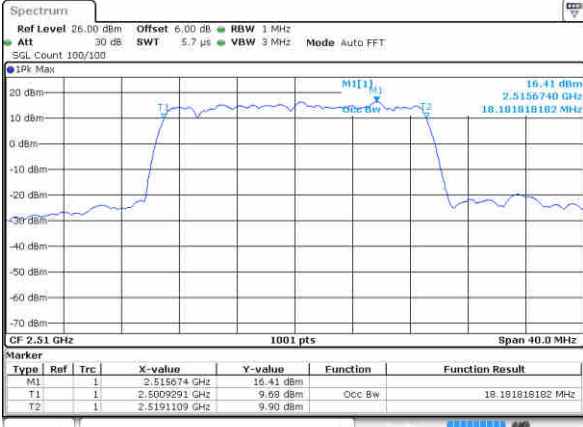


Date: 19 JAN 2020 09:50:13



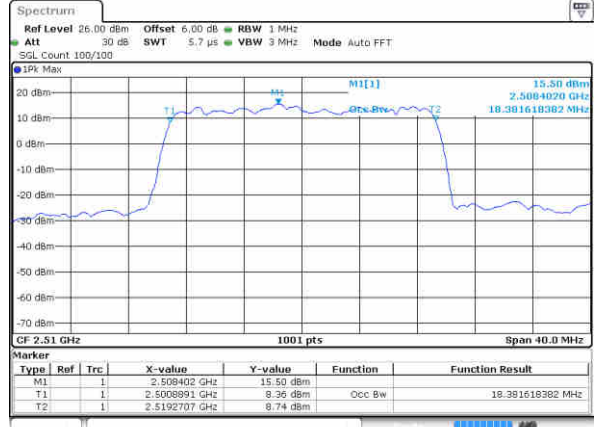
LTE Band 7

Lowest Channel / 20MHz / QPSK



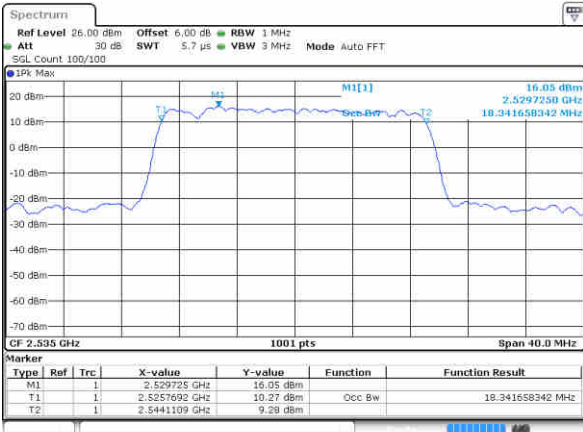
Date: 19 JAN 2020 10:05:41

Lowest Channel / 20MHz / 16QAM



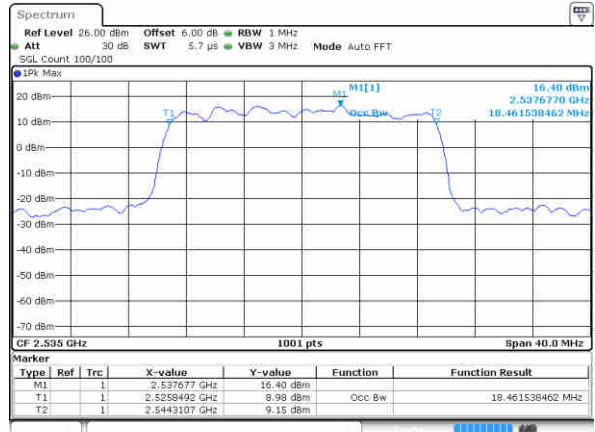
Date: 19 JAN 2020 10:05:21

Middle Channel / 20MHz / QPSK



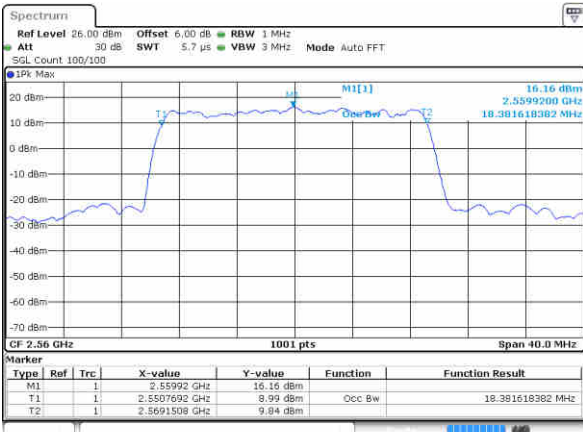
Date: 19 JAN 2020 10:06:01

Middle Channel / 20MHz / 16QAM



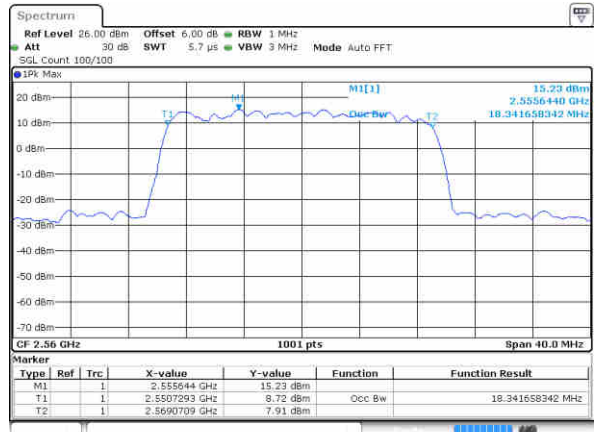
Date: 19 JAN 2020 10:06:21

Highest Channel / 20MHz / QPSK



Date: 19 JAN 2020 10:07:01

Highest Channel / 20MHz / 16QAM

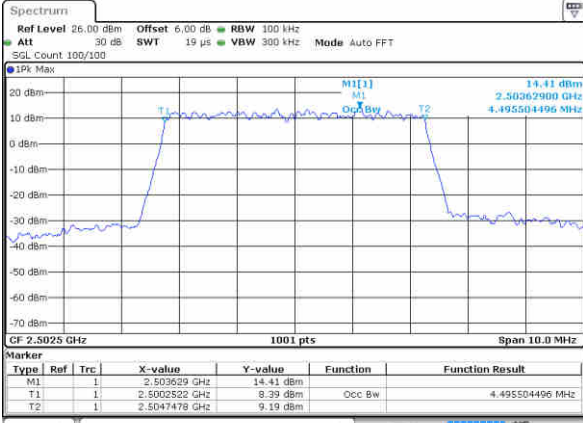


Date: 19 JAN 2020 10:06:41



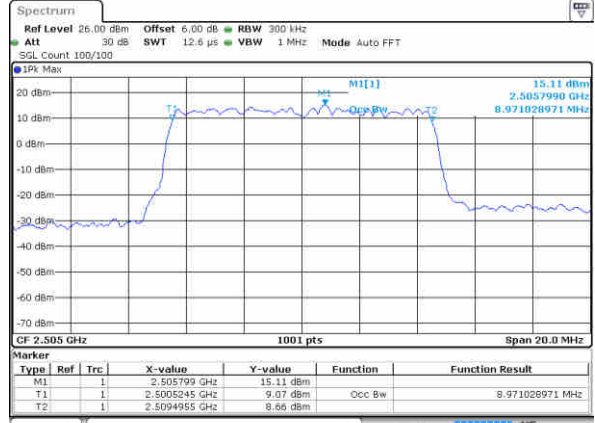
LTE Band 7

Lowest Channel / 5MHz / 64QAM



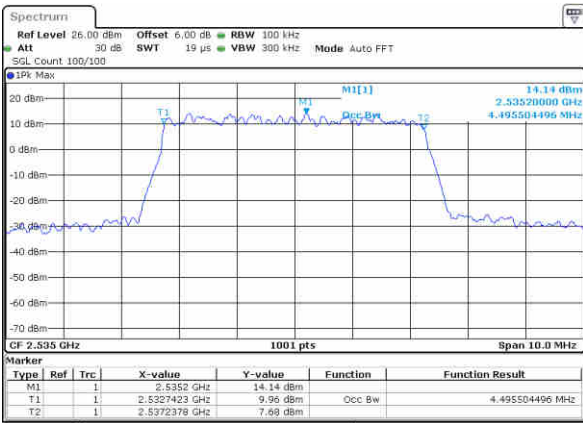
Date: 19 JAN 2020 10:21:49

Lowest Channel / 10MHz / 64QAM



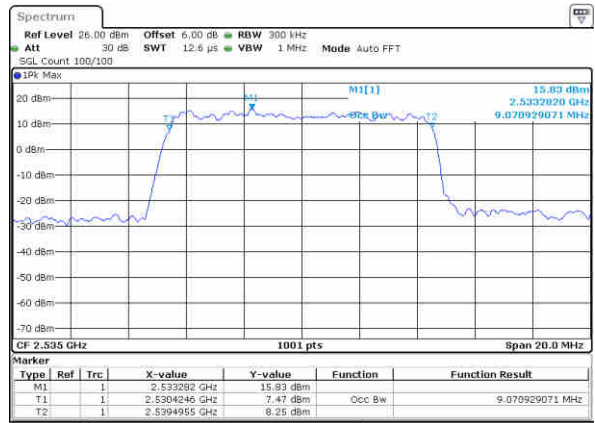
Date: 19 JAN 2020 10:30:03

Middle Channel / 5MHz / 64QAM



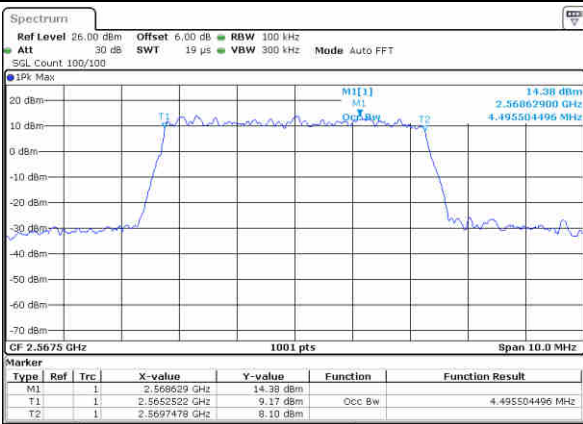
Date: 19 JAN 2020 10:21:59

Middle Channel / 10MHz / 64QAM



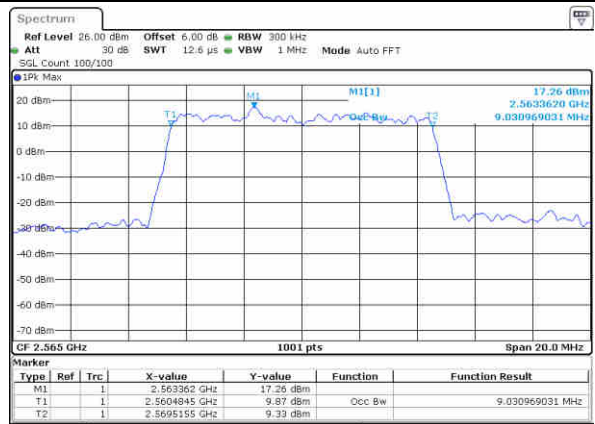
Date: 19 JAN 2020 10:30:13

Highest Channel / 5MHz / 64QAM



Date: 19 JAN 2020 10:22:09

Highest Channel / 10MHz / 64QAM

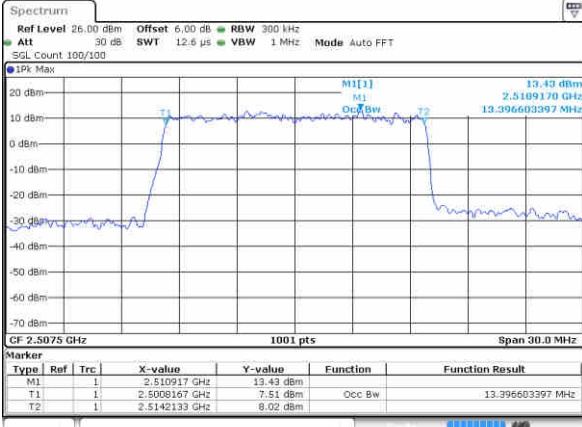


Date: 19 JAN 2020 10:30:23



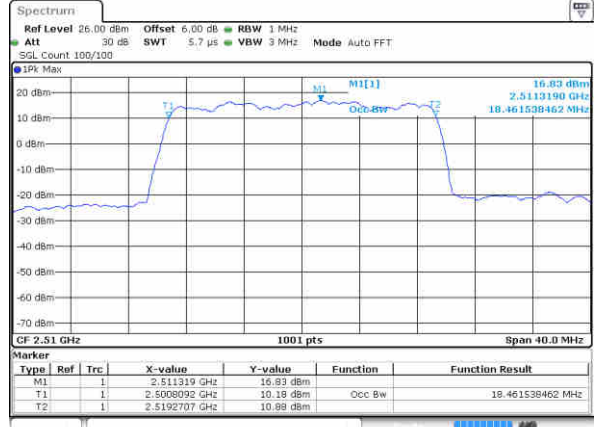
LTE Band 7

Lowest Channel / 15MHz / 64QAM



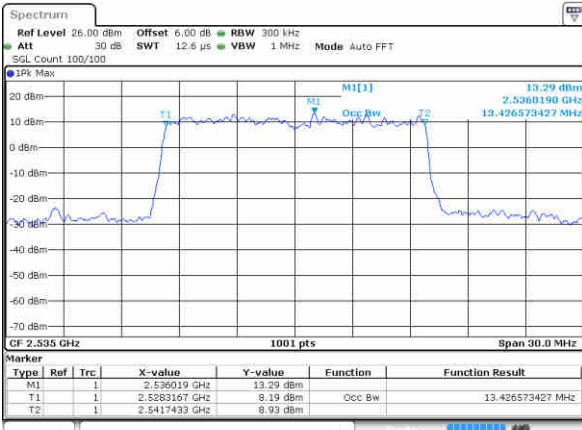
Date: 19 JAN 2020 10:38:17

Lowest Channel / 20MHz / 64QAM



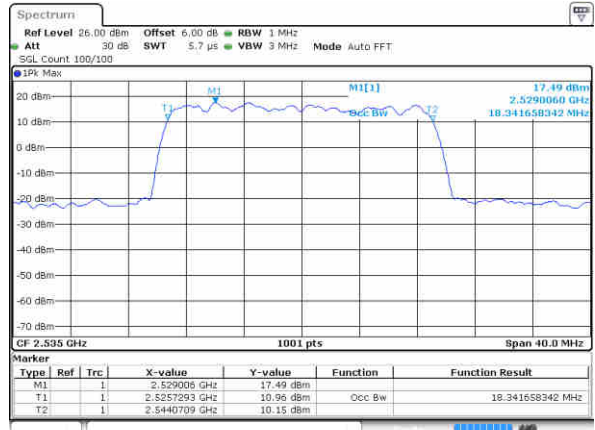
Date: 19 JAN 2020 10:46:30

Middle Channel / 15MHz / 64QAM



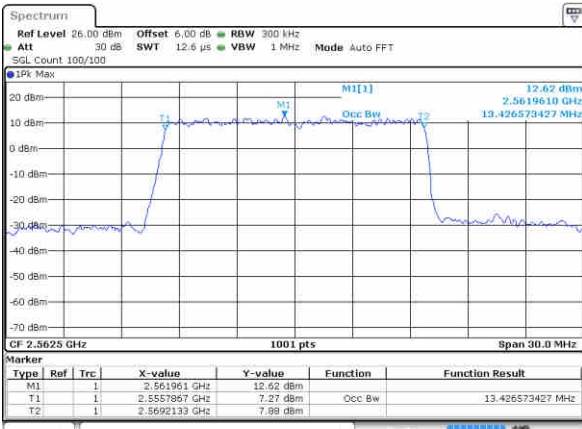
Date: 19 JAN 2020 10:38:27

Middle Channel / 20MHz / 64QAM



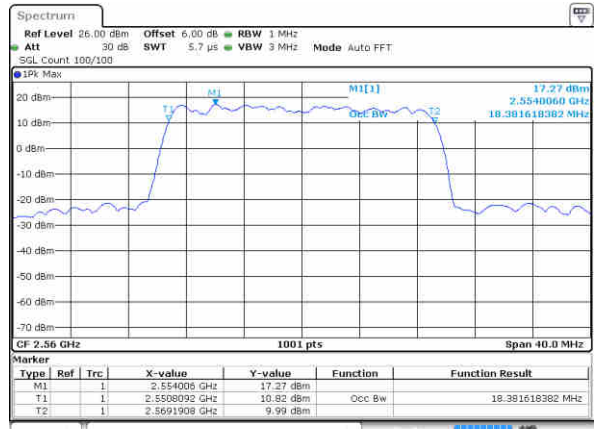
Date: 19 JAN 2020 10:46:40

Highest Channel / 15MHz / 64QAM



Date: 19 JAN 2020 10:38:37

Highest Channel / 20MHz / 64QAM



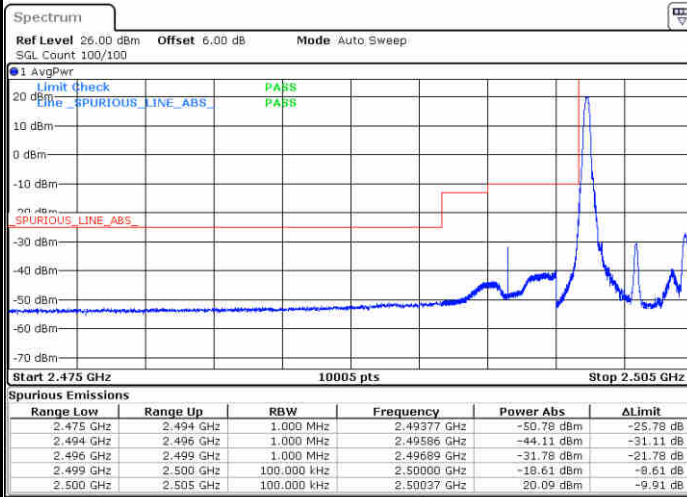
Date: 19 JAN 2020 10:46:50



Conducted Band Edge

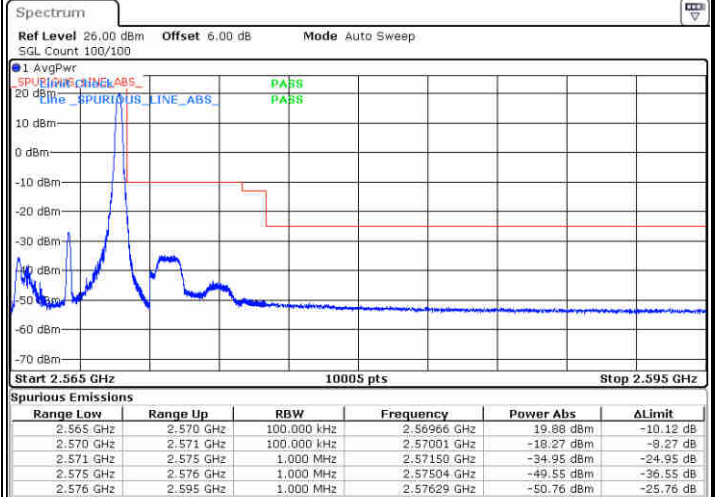
LTE Band 7 / 5MHz / QPSK

Lowest Band Edge / 1 RB



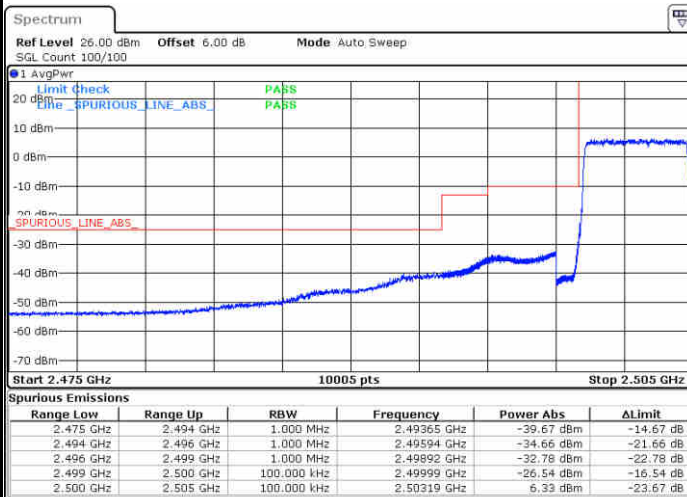
Date: 19 JAN 2020 09:19:50

Highest Band Edge / 1 RB



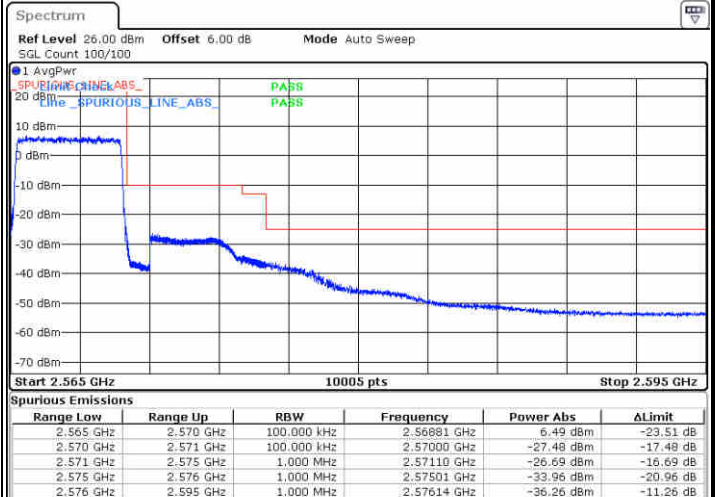
Date: 19 JAN 2020 09:27:48

Lowest Band Edge / Full RB



Date: 19 JAN 2020 09:23:15

Highest Band Edge / Full RB



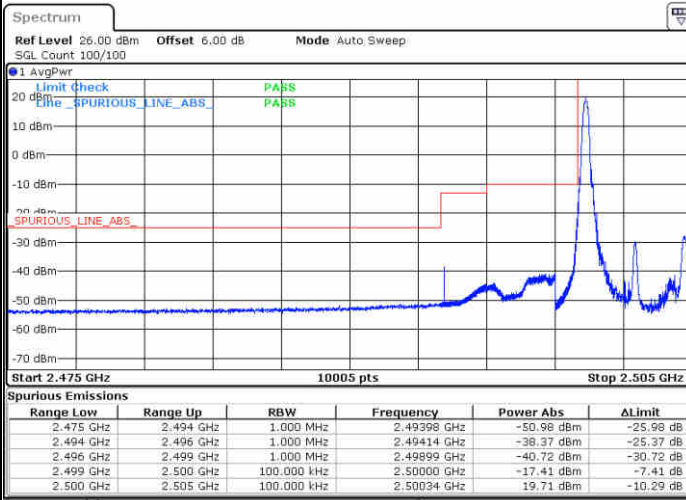
Date: 19 JAN 2020 09:24:23



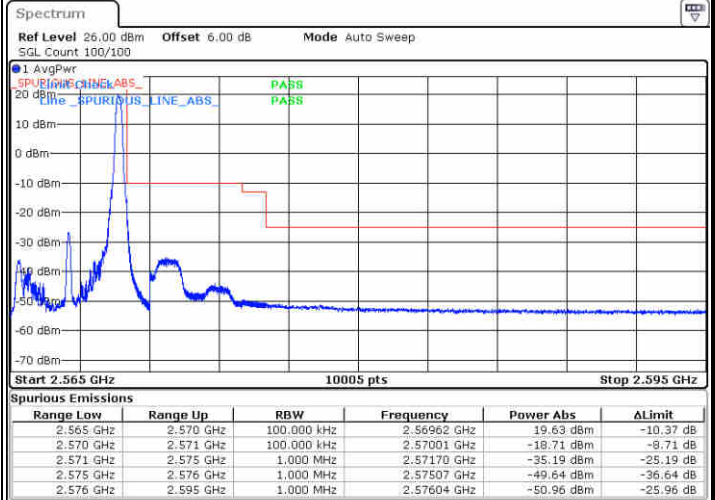
LTE Band 7 / 5MHz / 16QAM

Lowest Band Edge / 1 RB

Highest Band Edge / 1 RB



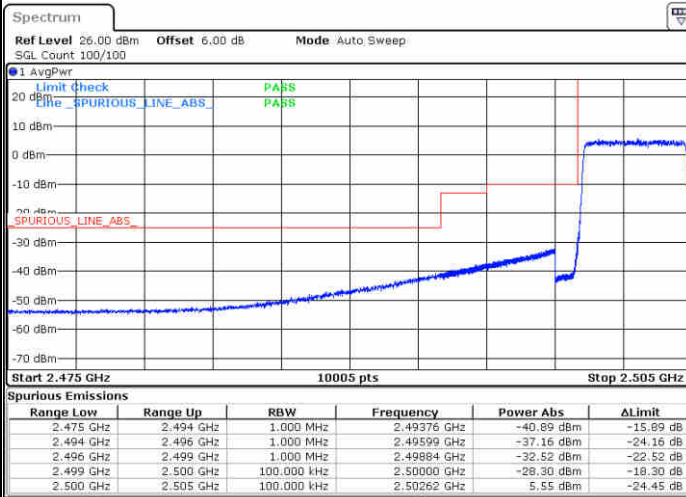
Date: 19 JAN 2020 09:20:59



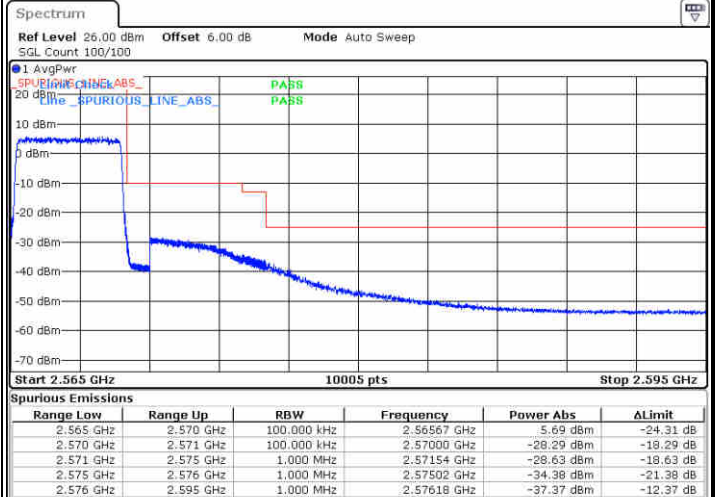
Date: 19 JAN 2020 09:26:40

Lowest Band Edge / Full RB

Highest Band Edge / Full RB



Date: 19 JAN 2020 09:22:07

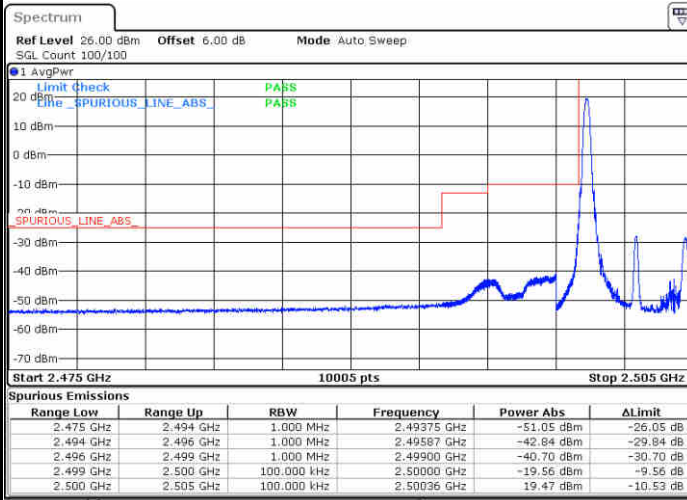


Date: 19 JAN 2020 09:25:31



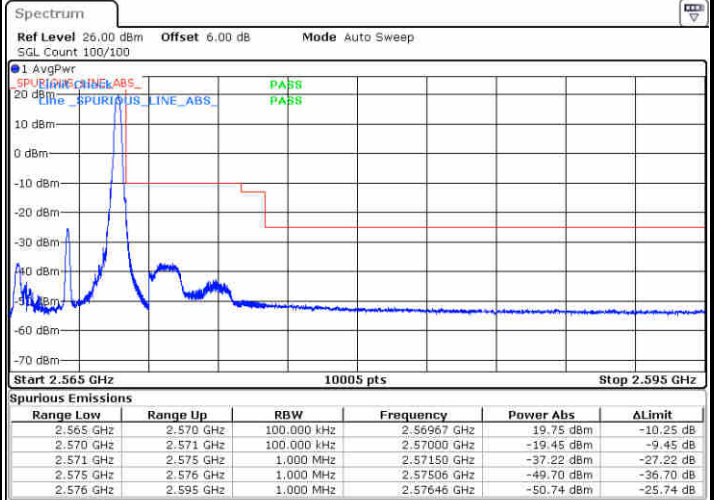
LTE Band 7 / 5MHz / 64QAM

Lowest Band Edge / 1RB



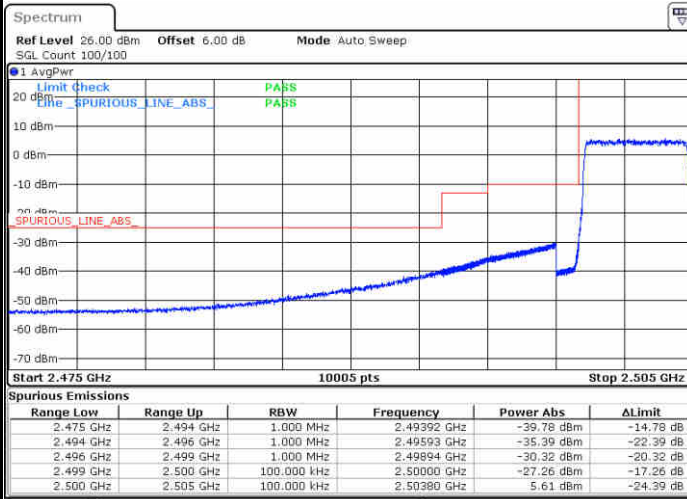
Date: 19.JAN.2020 10:26:29

Highest Band Edge / 1 RB



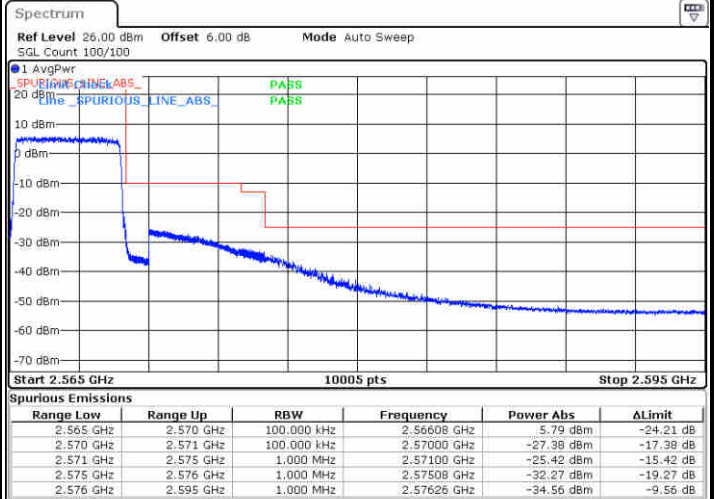
Date: 19.JAN.2020 10:28:45

Lowest Band Edge / Full RB



Date: 19.JAN.2020 10:27:37

Highest Band Edge / Full RB



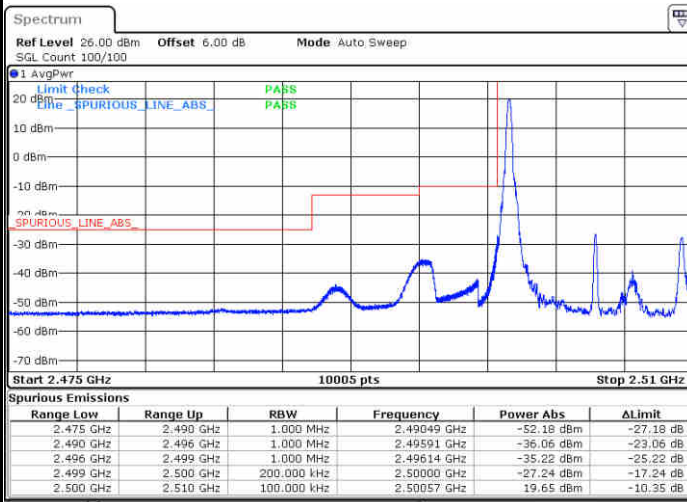
Date: 19.JAN.2020 10:29:53



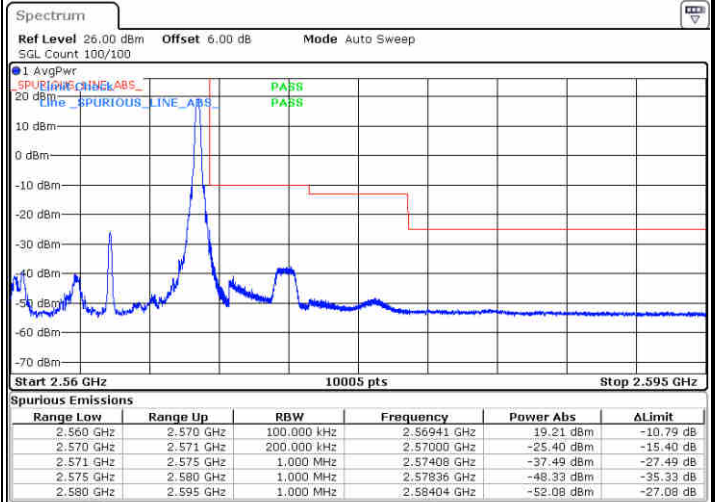
LTE Band 7 / 10MHz / QPSK

Lowest Band Edge / 1 RB

Highest Band Edge / 1 RB



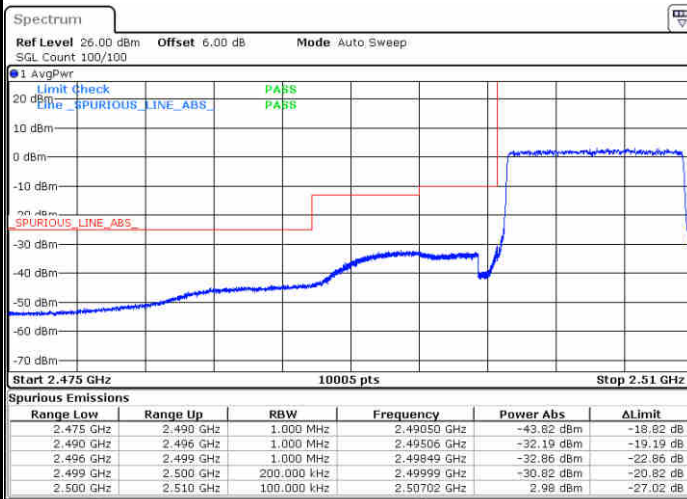
Date: 19.JAN.2020 09:35:24



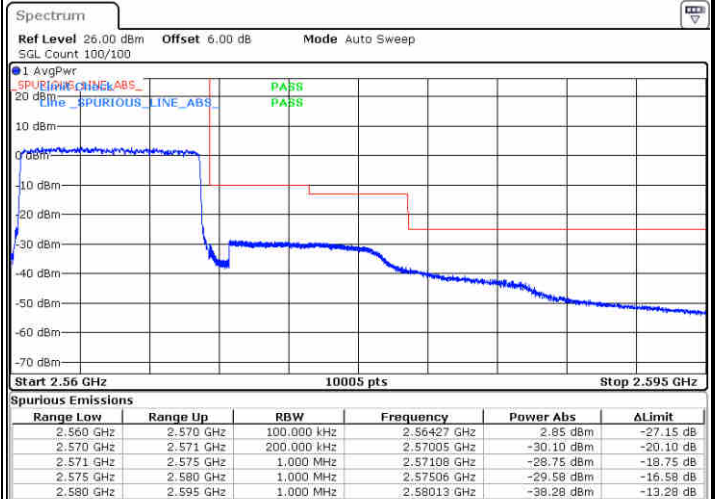
Date: 19.JAN.2020 09:43:21

Lowest Band Edge / Full RB

Highest Band Edge / Full RB



Date: 19.JAN.2020 09:38:49



Date: 19.JAN.2020 09:39:57