

# HAC\_E\_Dipole\_835

## DUT: HAC-Dipole 835 MHz

Communication System: CW; Frequency: 835 MHz; Duty Cycle: 1:1

Medium: Air Medium parameters used:  $\sigma = 0$  S/m,  $\epsilon_r = 1$ ;  $\rho = 0$  kg/m<sup>3</sup>

Ambient Temperature : 23.5 °C

### DASY5 Configuration:

- Probe: EF3DV3 - SN4047; ConvF(1, 1, 1) @ 835 MHz; Calibrated: 2020/1/24

- Sensor-Surface: (Fix Surface)

- Electronics: DAE4 Sn1311; Calibrated: 2019/8/27

- Phantom: HAC Test Arch with AMCC; Type: SD HAC P01 BA;

- Measurement SW: DASY52, Version 52.10 (2); SEMCAD X Version 14.6.12 (7470)

**E Scan - measurement distance from the probe sensor center to CD835 = 10mm & 15mm/Hearing Aid Compatibility Test at 15mm distance (41x361x1):** Interpolated grid: dx=0.5000 mm, dy=0.5000 mm

Device Reference Point: 0, 0, -6.3 mm

Reference Value = 141.7 V/m; Power Drift = -0.05 dB

PMR not calibrated. PMF = 1.000 is applied.

E-field emissions = 118.9 V/m

Average value of Total=(118+118.9) / 2 = 118.45 V/m

PMF scaled E-field

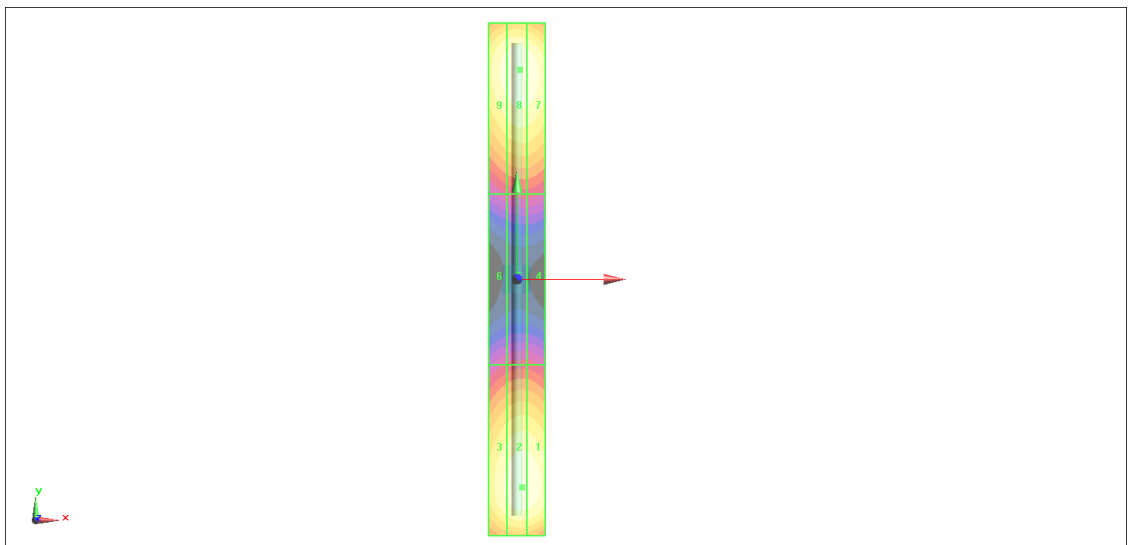
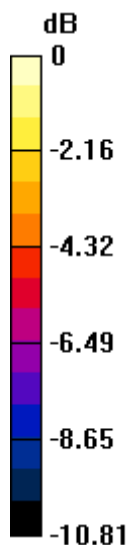
Grid 1 M4 <b>117.7 V/m</b>	Grid 2 M4 <b>118.0 V/m</b>	Grid 3 M4 <b>112.0 V/m</b>
Grid 4 M4 <b>64.39 V/m</b>	Grid 5 M4 <b>64.56 V/m</b>	Grid 6 M4 <b>62.44 V/m</b>
Grid 7 M4 <b>117.6 V/m</b>	Grid 8 M4 <b>118.9 V/m</b>	Grid 9 M4 <b>114.8 V/m</b>

**Cursor:**

Total = 118.9 V/m

E Category: M4

Location: 1, 73.5, 9.7 mm



0 dB = 118.9 V/m = 41.51 dBV/m

# HAC\_E\_Dipole\_1880

## DUT: HAC Dipole 1880 MHz

Communication System: CW; Frequency: 1880 MHz; Duty Cycle: 1:1  
 Medium: Air Medium parameters used:  $\sigma = 0$  S/m,  $\epsilon_r = 1$ ;  $\rho = 0$  kg/m<sup>3</sup>  
 Ambient Temperature : 23.5 °C

### DASY5 Configuration:

- Probe: EF3DV3 - SN4047; ConvF(1, 1, 1) @ 1880 MHz; Calibrated: 2020/1/24
- Sensor-Surface: (Fix Surface)
- Electronics: DAE4 Sn1311; Calibrated: 2019/8/27
- Phantom: HAC Test Arch with AMCC; Type: SD HAC P01 BA;
- Measurement SW: DASY52, Version 52.10 (2); SEMCAD X Version 14.6.12 (7470)

**E Scan - measurement distance from the probe sensor center to CD1880 = 10mm & 15mm/Hearing Aid Compatibility Test at 15mm distance (41x181x1):** Interpolated grid: dx=0.5000 mm, dy=0.5000 mm

Device Reference Point: 0, 0, -6.3 mm

Reference Value = 171.1 V/m; Power Drift = 0.02 dB

PMR not calibrated. PMF = 1.000 is applied.

E-field emissions = 91.88 V/m

Average value of Total=(90.88+91.88) / 2 = 91.38 V/m

### PMF scaled E-field

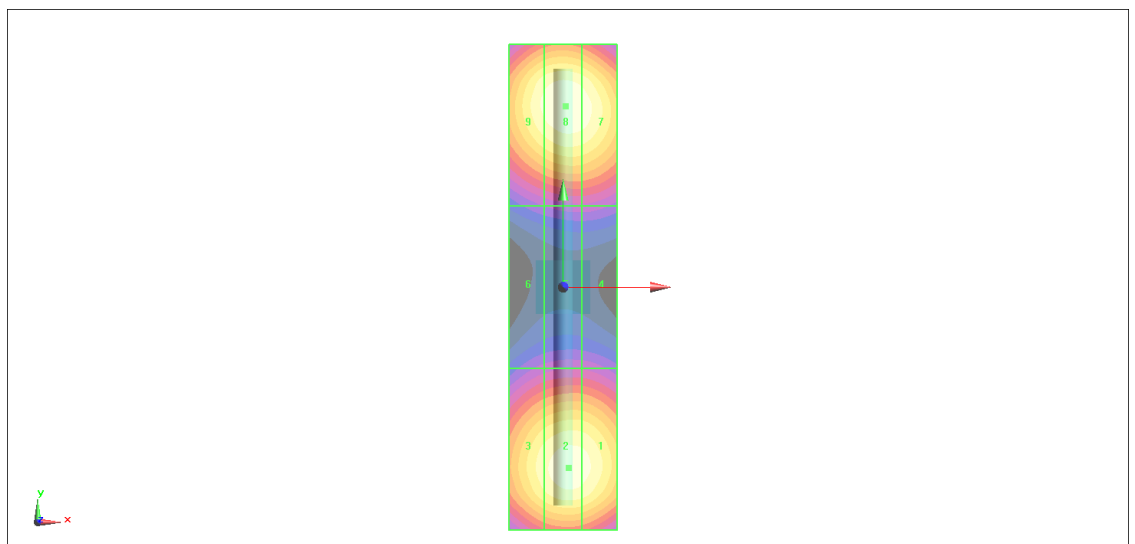
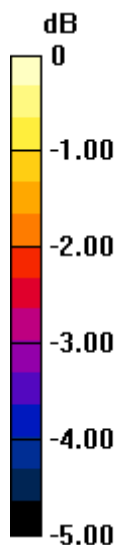
Grid 1 <b>M3</b> <b>90.07 V/m</b>	Grid 2 <b>M3</b> <b>90.88 V/m</b>	Grid 3 <b>M3</b> <b>87.55 V/m</b>
Grid 4 <b>M3</b> <b>64.88 V/m</b>	Grid 5 <b>M3</b> <b>65.01 V/m</b>	Grid 6 <b>M3</b> <b>63.86 V/m</b>
Grid 7 <b>M3</b> <b>90.68 V/m</b>	Grid 8 <b>M3</b> <b>91.88 V/m</b>	Grid 9 <b>M3</b> <b>89.41 V/m</b>

### Cursor:

Total = 91.88 V/m

E Category: M3

Location: 0.5, 33.5, 9.7 mm



0 dB = 91.88 V/m = 39.26 dBV/m

# HAC\_E\_Dipole\_2450

## DUT: HAC Dipole 2450 MHz

Communication System: CW; Frequency: 2450 MHz; Duty Cycle: 1:1  
 Medium: Air Medium parameters used:  $\sigma = 0$  S/m,  $\epsilon_r = 1$ ;  $\rho = 0$  kg/m<sup>3</sup>  
 Ambient Temperature : 23.5 °C

### DASY5 Configuration:

- Probe: EF3DV3 - SN4047; ConvF(1, 1, 1) @ 2450 MHz; Calibrated: 2020/1/24
- Sensor-Surface: (Fix Surface)
- Electronics: DAE4 Sn1311; Calibrated: 2019/8/27
- Phantom: HAC Test Arch with AMCC; Type: SD HAC P01 BA;
- Measurement SW: DASY52, Version 52.10 (2); SEMCAD X Version 14.6.14 (7483)

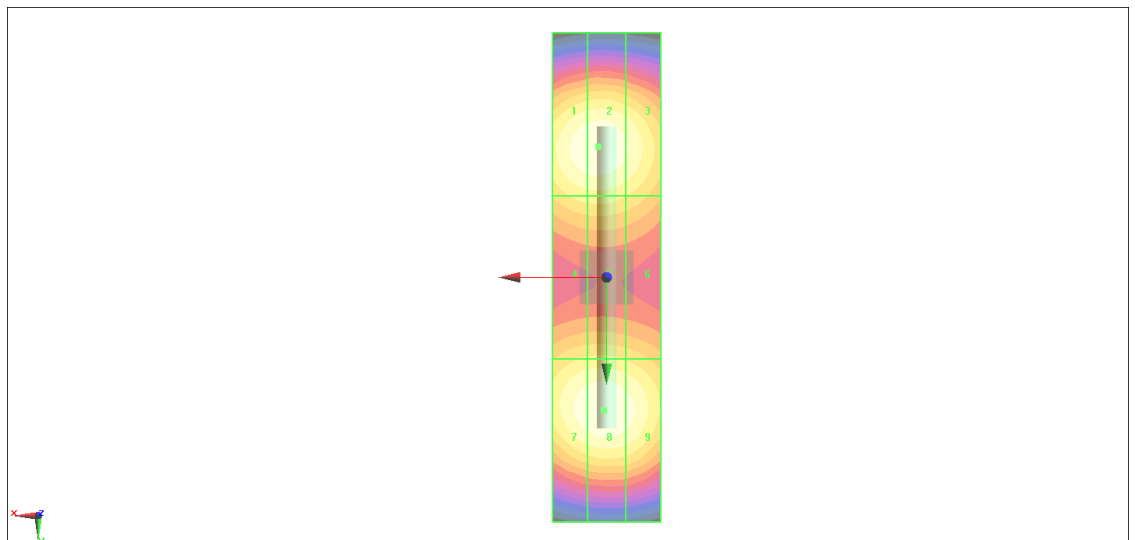
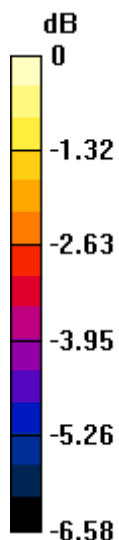
**E Scan - measurement distance from the probe sensor center to CD2450 = 10mm & 15mm /Hearing Aid Compatibility Test at 15mm distance (41x181x1):** Interpolated grid: dx=0.5000 mm, dy=0.5000 mm

Device Reference Point: 0, 0, -6.3 mm  
 Reference Value = 79.93 V/m; Power Drift = 0.01 dB  
 PMR not calibrated. PMF = 1.000 is applied.  
 E-field emissions = 85.43 V/m  
 Average value of Total=(84.85+85.43) / 2 = 85.14 V/m

PMF scaled E-field

Grid 1 <b>M3</b> <b>84.51 V/m</b>	Grid 2 <b>M3</b> <b>84.85 V/m</b>	Grid 3 <b>M3</b> <b>81.84 V/m</b>
Grid 4 <b>M3</b> <b>75.56 V/m</b>	Grid 5 <b>M3</b> <b>75.82 V/m</b>	Grid 6 <b>M3</b> <b>73.78 V/m</b>
Grid 7 <b>M3</b> <b>84.10 V/m</b>	Grid 8 <b>M3</b> <b>85.43 V/m</b>	Grid 9 <b>M3</b> <b>83.23 V/m</b>

**Cursor:**  
 Total = 85.43 V/m  
 E Category: M3  
 Location: 0.5, 24.5, 9.7 mm



0 dB = 85.43 V/m = 38.63 dBV/m