

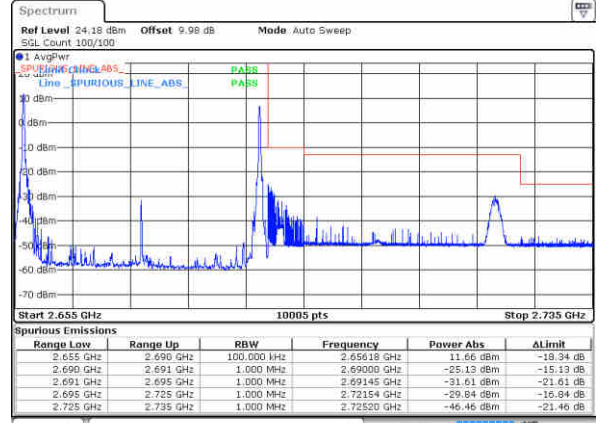
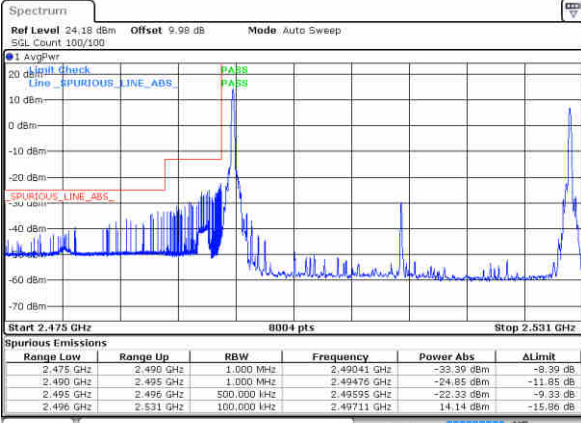


LTE Band 41C\_CA / 20MHz+15MHz

64QAM

Lowest Band Edge / 1RB0 and 1RB74

Highest Band Edge / 1RB0 and 1RB74

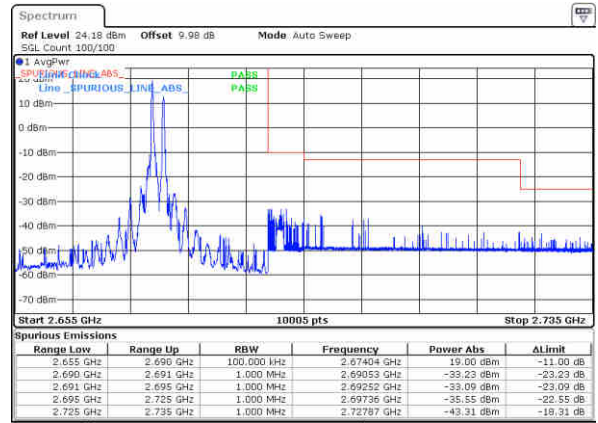
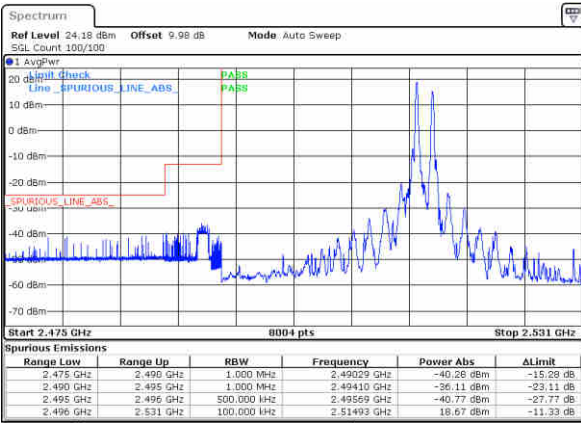


Date: 8 MAR 2020 21:21:20

Date: 8 MAR 2020 22:00:25

Lowest Band Edge / 1RB99 and 1RB0

Highest Band Edge / 1RB99 and 1RB0

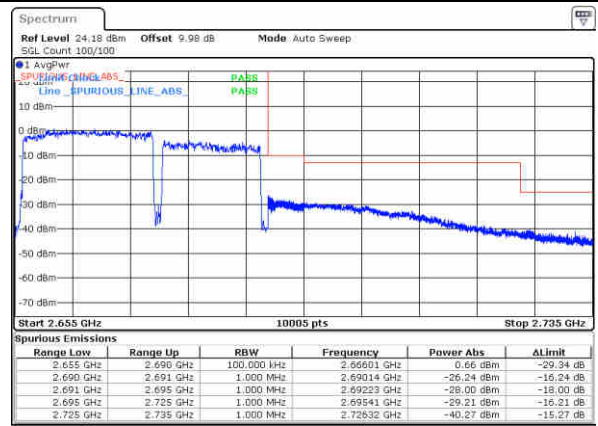
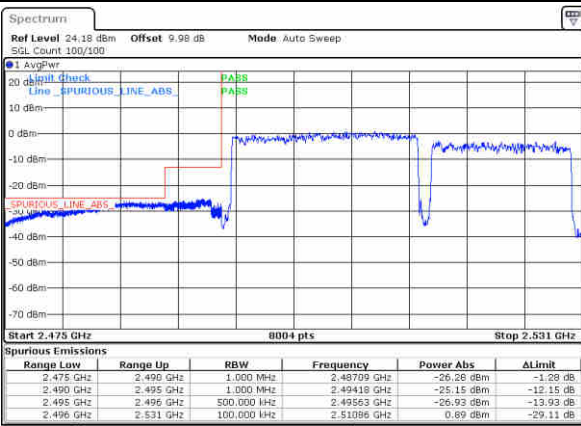


Date: 8 MAR 2020 21:21:44

Date: 8 MAR 2020 21:53:26

Lowest Band Edge / Full RB

Highest Band Edge / Full RB



Date: 8 MAR 2020 21:30:05

Date: 8 MAR 2020 22:01:36

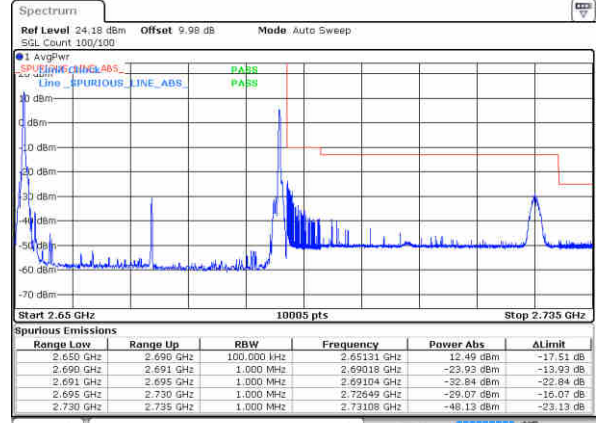
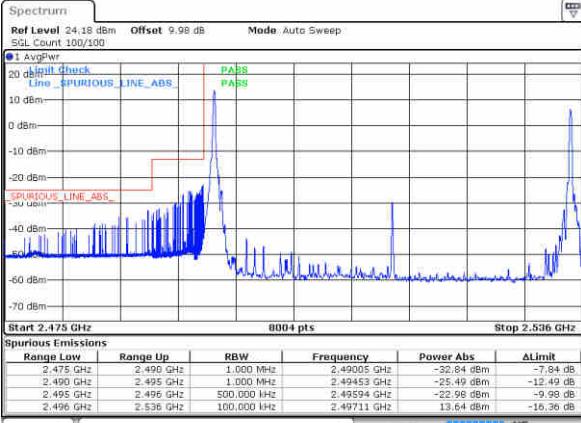


LTE Band 41C\_CA / 20MHz+20MHz

64QAM

Lowest Band Edge / 1RB0 and 1RB9

Highest Band Edge / 1RB0 and 1RB9

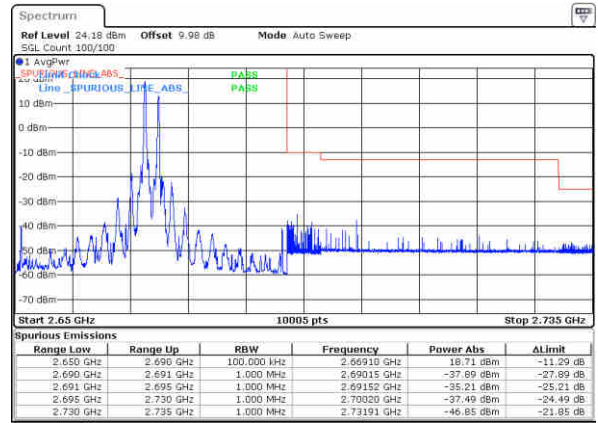
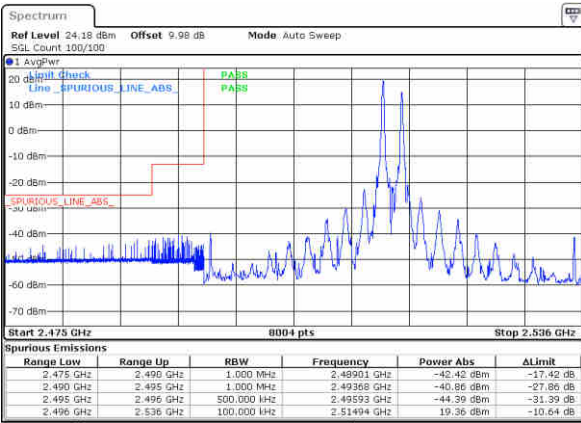


Date: 8 MAR 2020 05:28:09

Date: 8 MAR 2020 05:52:31

Lowest Band Edge / 1RB99 and 1RB0

Highest Band Edge / 1RB99 and 1RB0

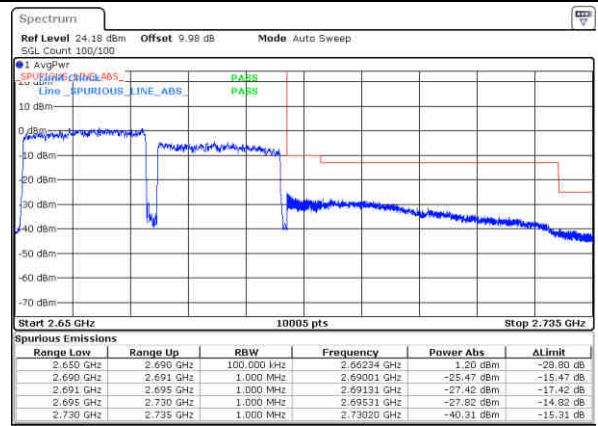
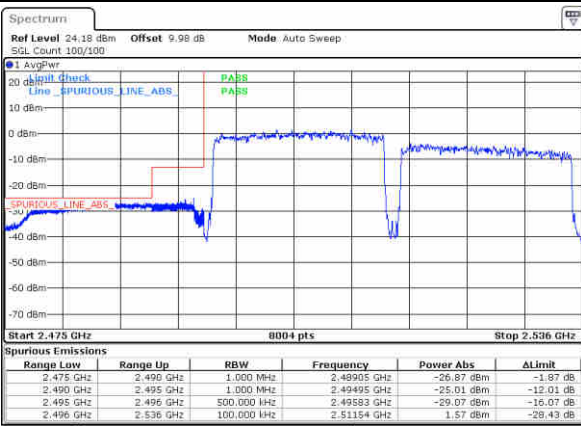


Date: 8 MAR 2020 05:24:12

Date: 8 MAR 2020 05:47:24

Lowest Band Edge / Full RB

Highest Band Edge / Full RB

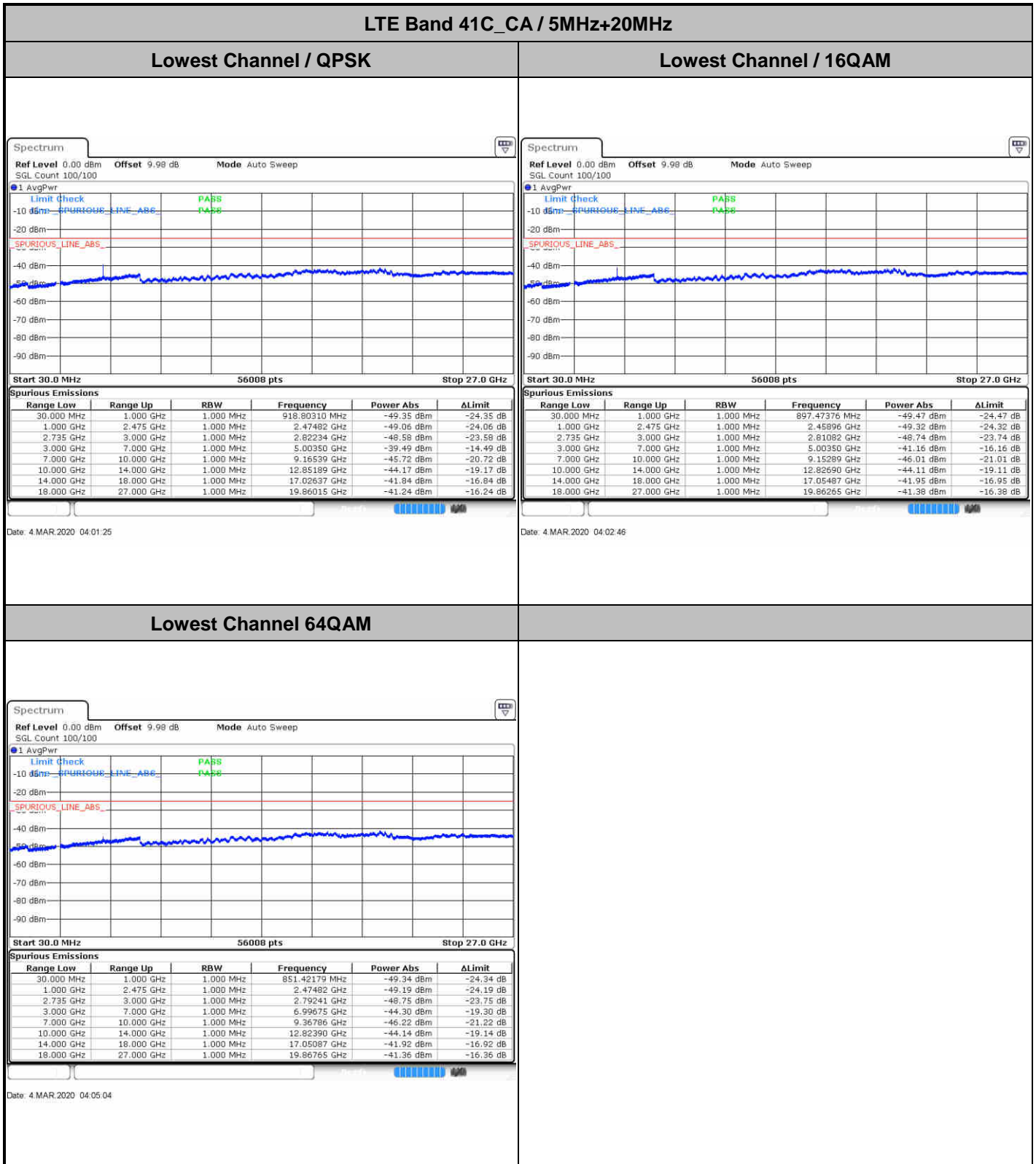


Date: 8 MAR 2020 05:28:24

Date: 8 MAR 2020 05:54:20



# Conducted Spurious Emission

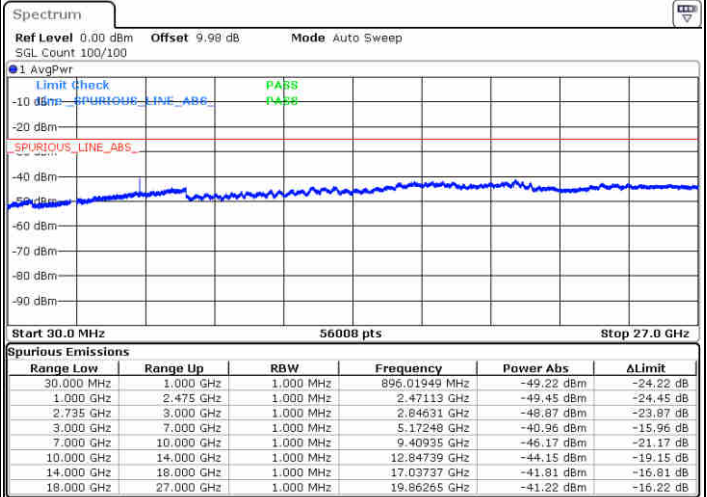
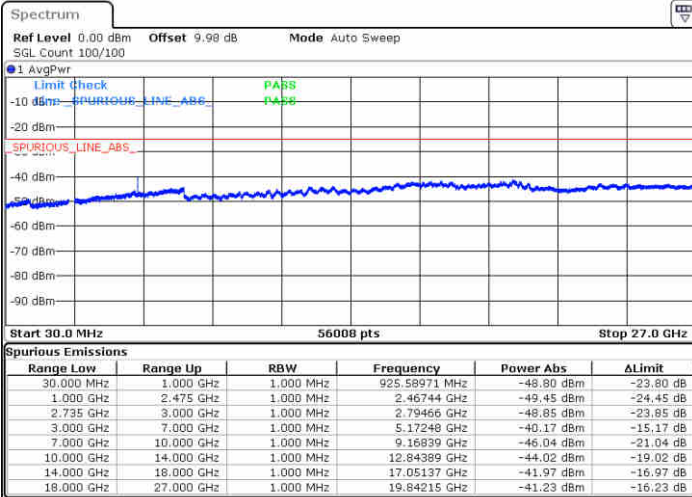




LTE Band 41C\_CA / 5MHz+20MHz

Middle Channel / QPSK

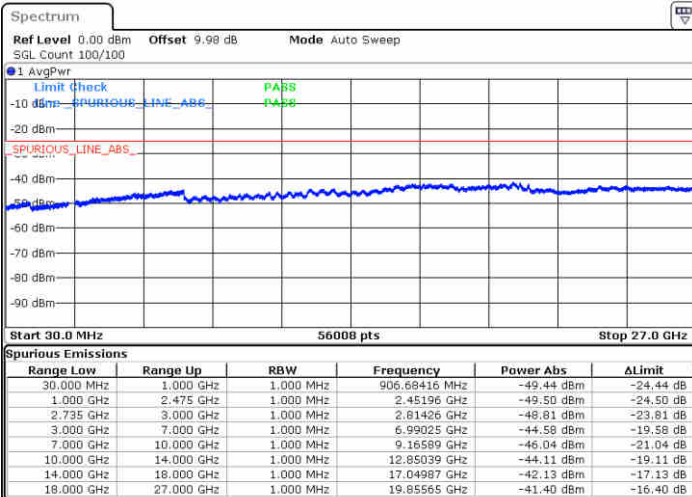
Middle Channel /16QAM



Date: 4.MAR.2020 04:26:16

Date: 4.MAR.2020 04:24:23

Middle Channel / 64QAM



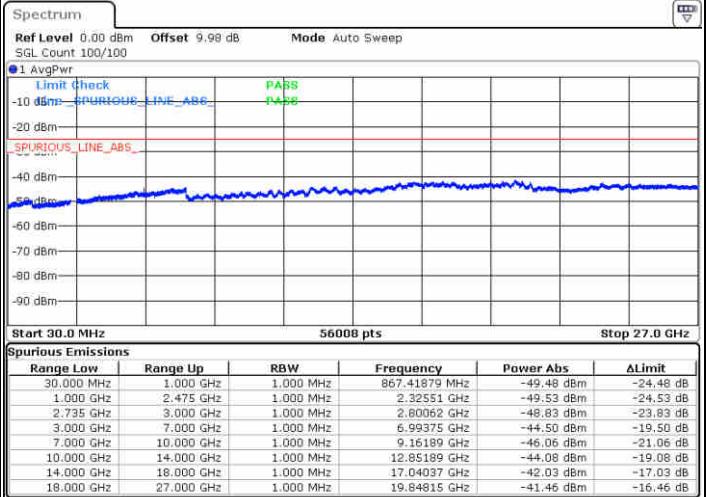
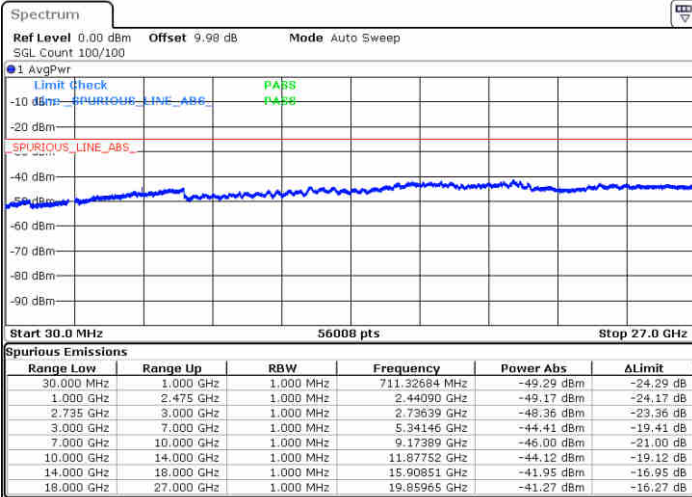
Date: 4.MAR.2020 04:22:48



LTE Band 41C\_CA / 5MHz+20MHz

Highest Channel / QPSK

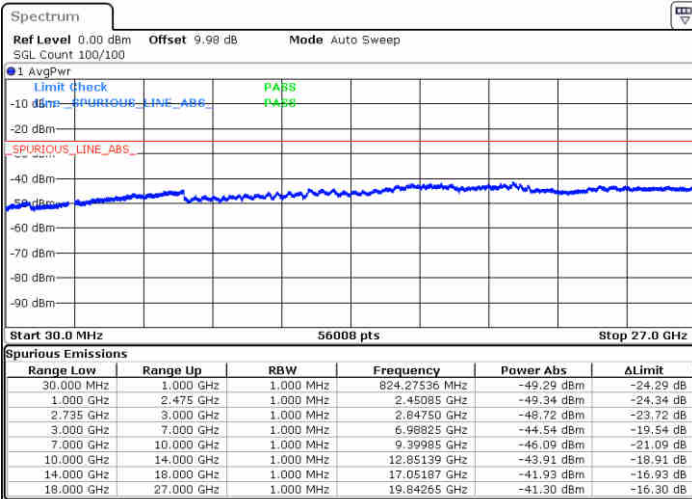
Highest Channel / 16QAM



Date: 4.MAR.2020 04:15:49

Date: 4.MAR.2020 04:17:07

Highest Channel / 64QAM



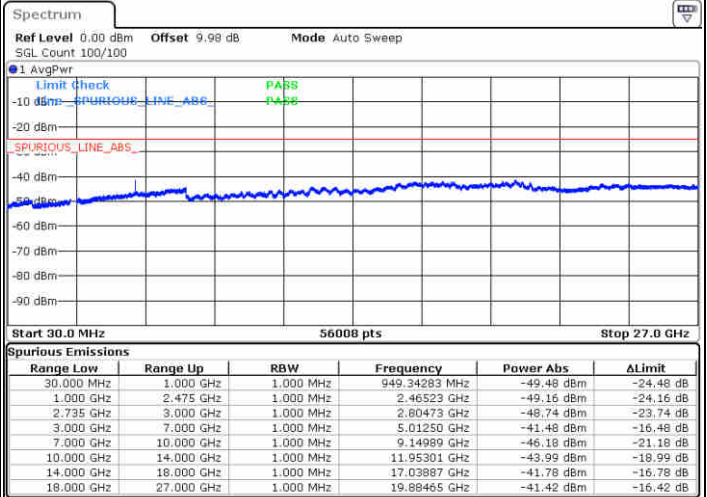
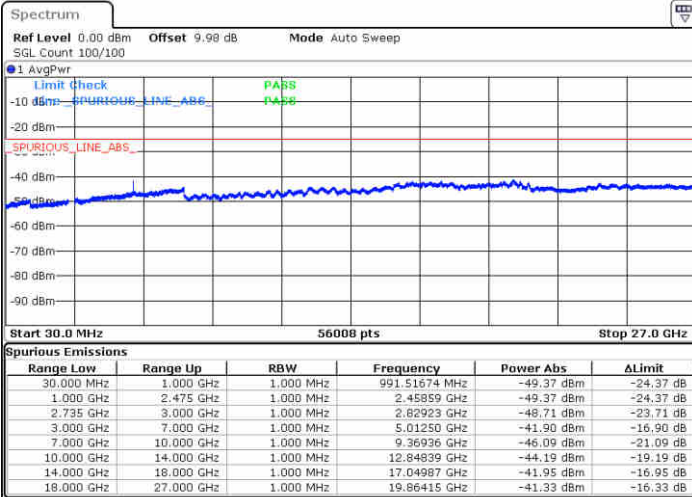
Date: 4.MAR.2020 04:19:36



LTE Band 41C\_CA / 10MHz+15MHz

Lowest Channel / QPSK

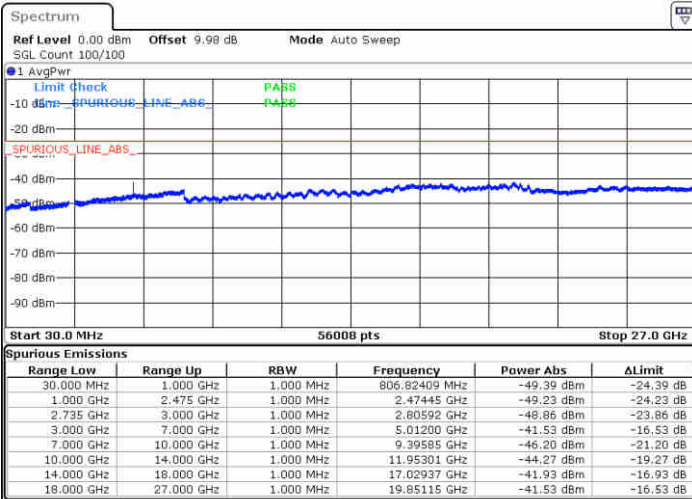
Lowest Channel / 16QAM



Date: 9.MAR.2020 05:03:27

Date: 9.MAR.2020 05:00:37

Lowest Channel / 64QAM



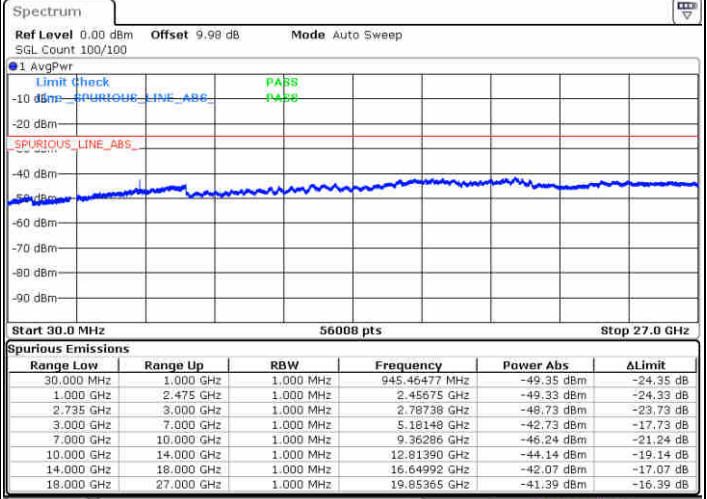
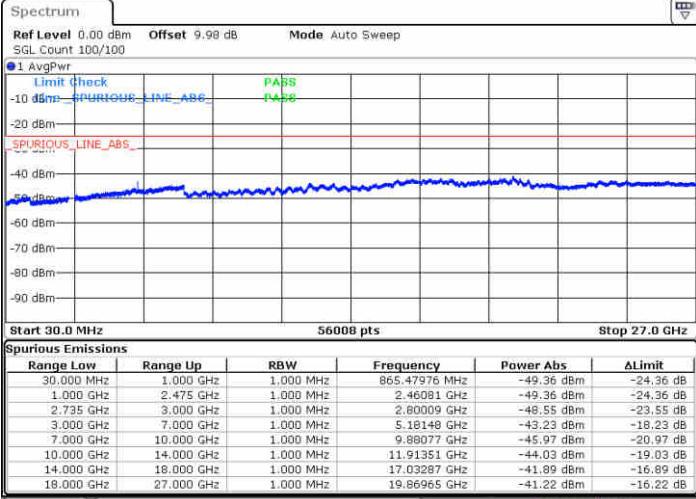
Date: 9.MAR.2020 04:57:50



LTE Band 41C\_CA / 10MHz+15MHz

MiddleChannel / QPSK

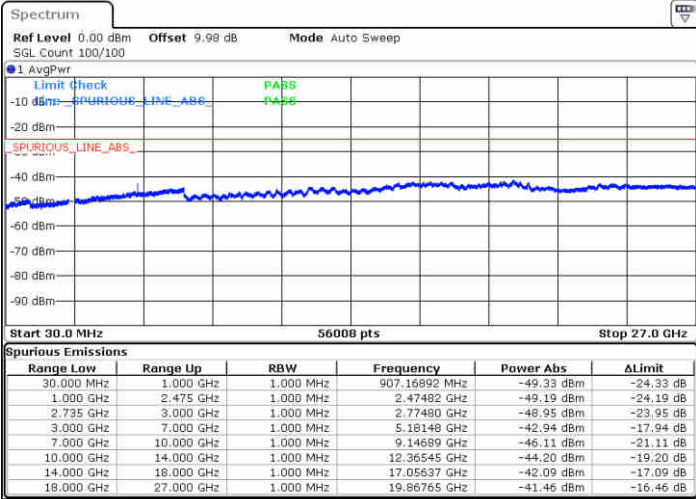
Middle Channel / 16QAM



Date: 9.MAR.2020 05:06:07

Date: 9.MAR.2020 05:07:03

Middle Channel / 64QAM



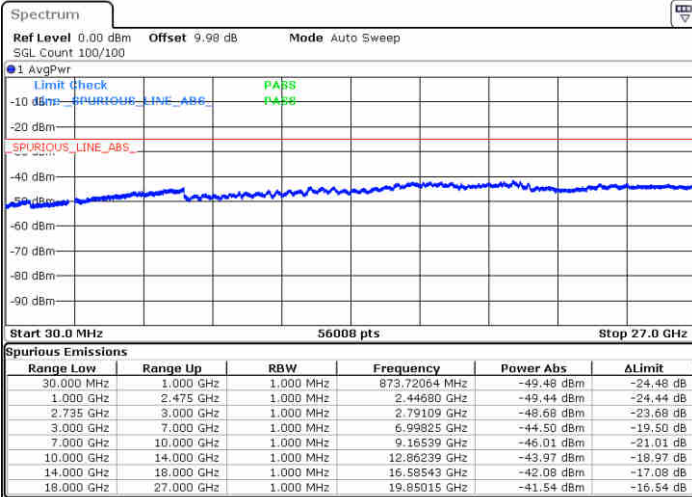
Date: 9.MAR.2020 05:10:03



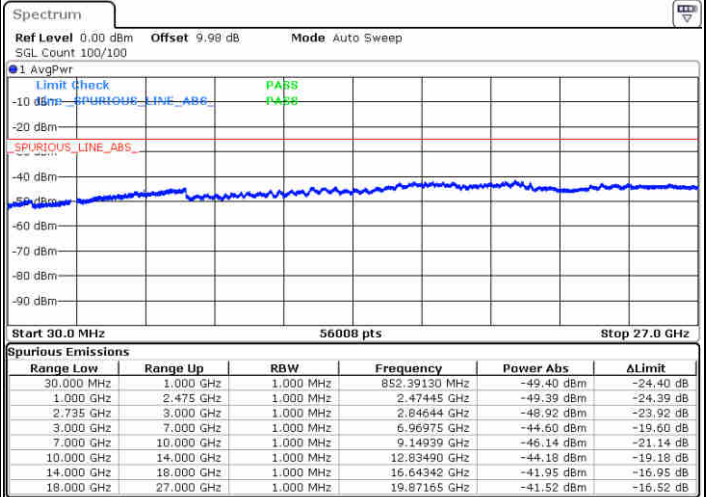
LTE Band 41C\_CA / 10MHz+15MHz

Highest Channel / QPSK

Highest Channel / 16QAM

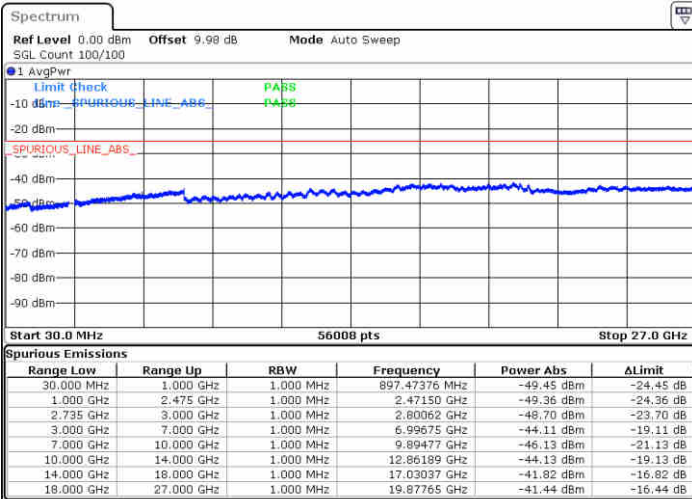


Date: 9.MAR.2020 05:35:51



Date: 9.MAR.2020 05:30:16

Highest Channel / 64QAM



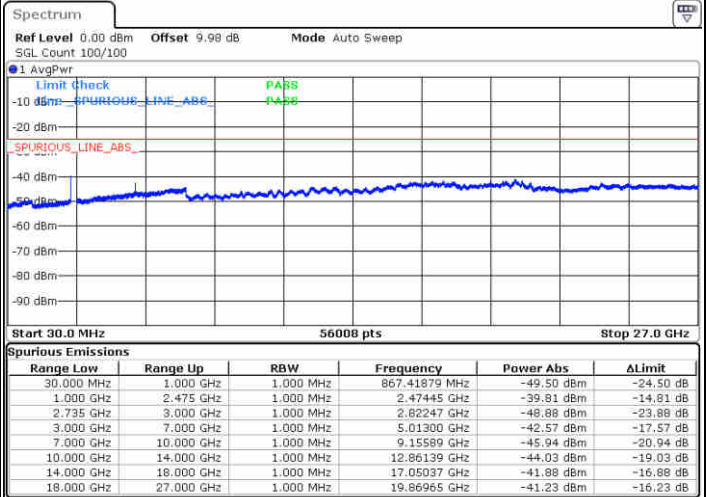
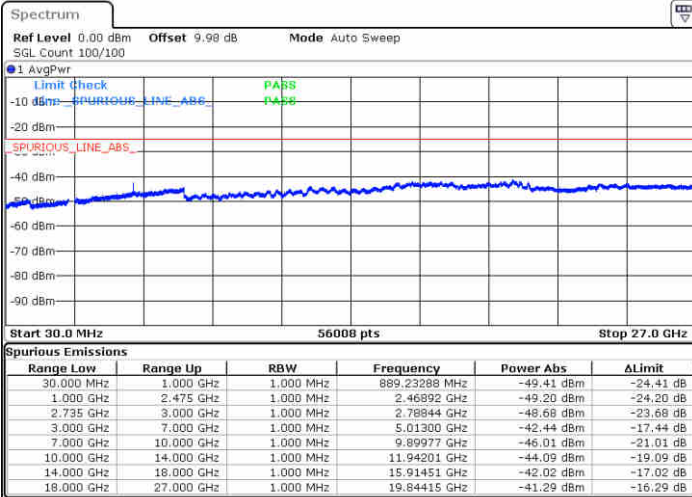
Date: 9.MAR.2020 05:27:21



LTE Band 41C\_CA / 10MHz+20MHz

Lowest Channel / QPSK

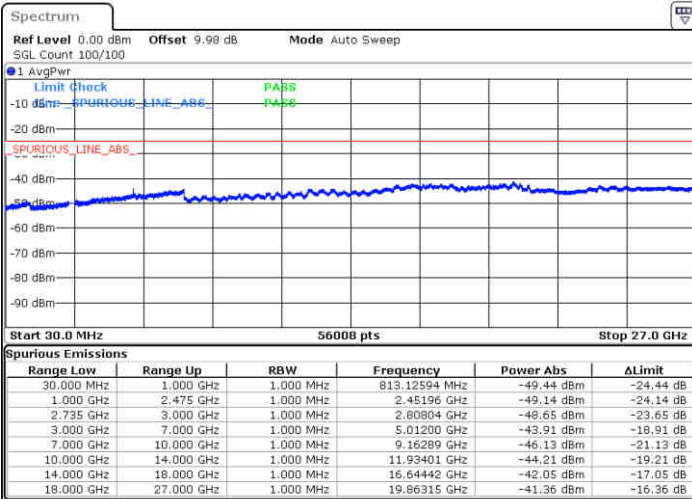
Lowest Channel / 16QAM



Date: 4 MAR.2020 05:30:05

Date: 4 MAR.2020 05:27:20

Lowest Channel / 64QAM



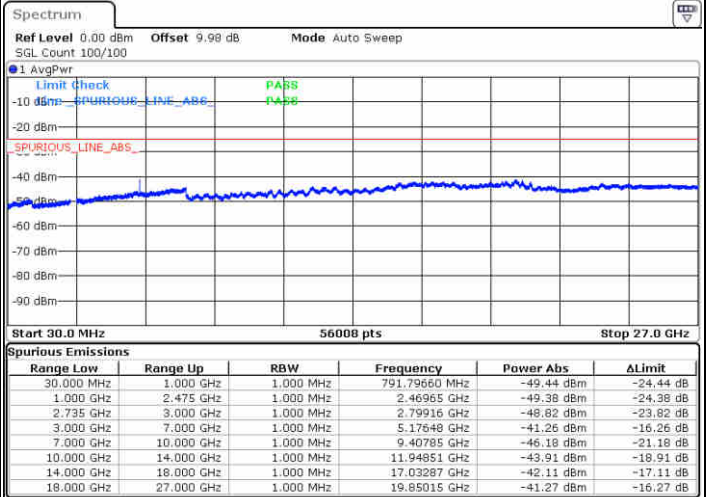
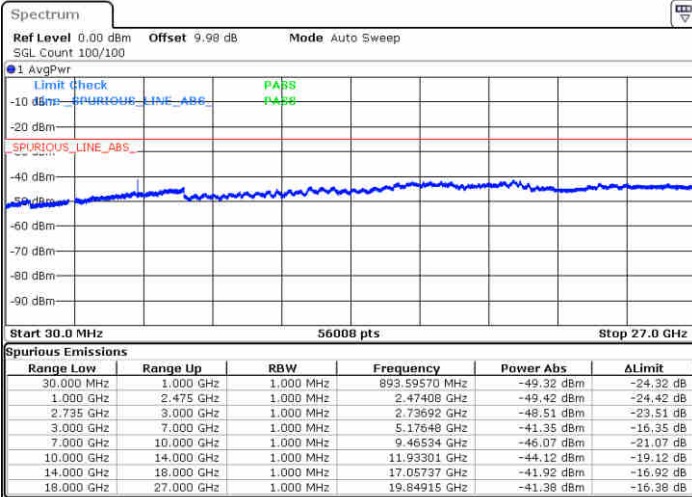
Date: 4 MAR.2020 05:24:17



LTE Band 41C\_CA / 10MHz+20MHz

Middle Channel / QPSK

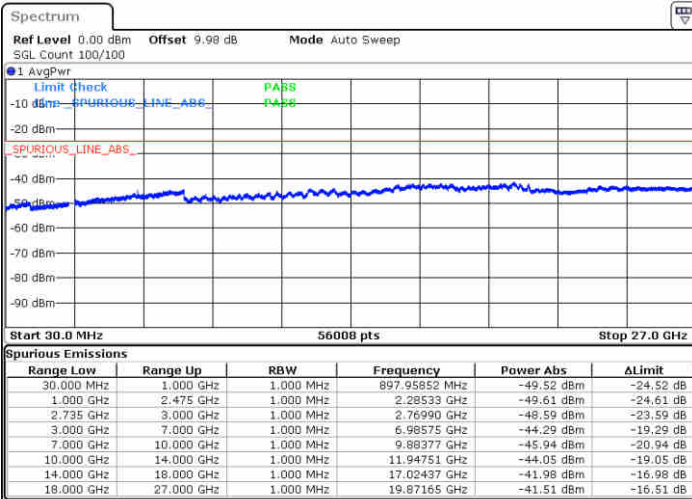
Middle Channel / 16QAM



Date: 4 MAR.2020 05:07:23

Date: 4 MAR.2020 05:13:33

Middle Channel / 64QAM



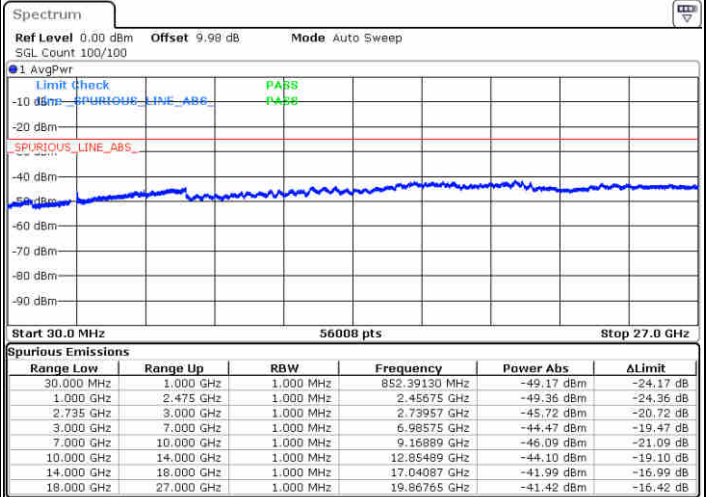
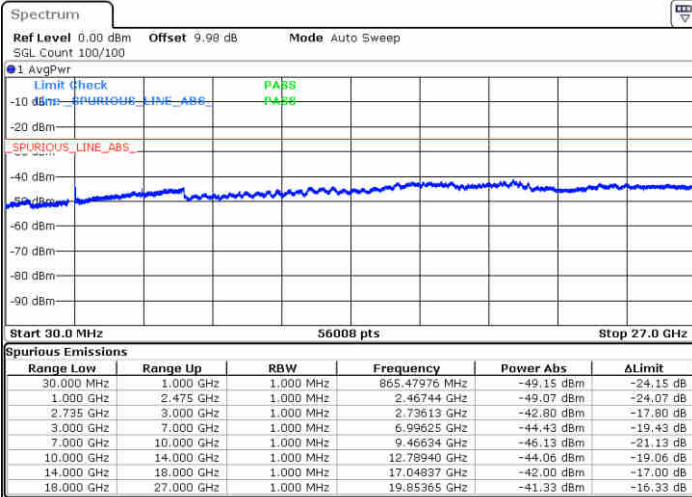
Date: 4 MAR.2020 05:20:58



LTE Band 41C\_CA / 10MHz+20MHz

Highest Channel / QPSK

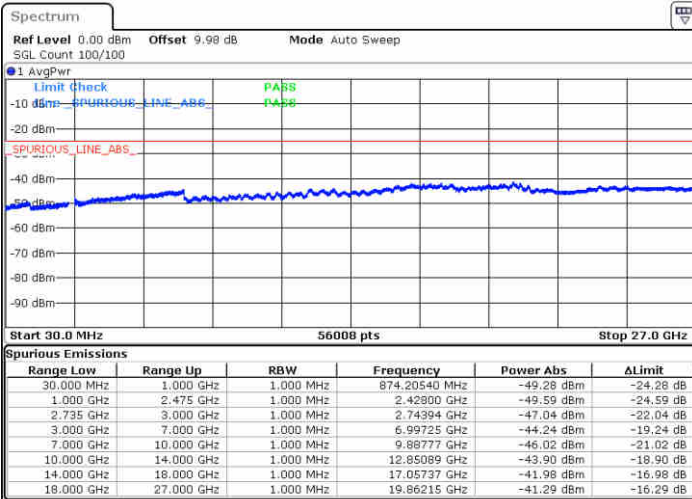
Highest Channel / 16QAM



Date: 4 MAR.2020 06:06:59

Date: 4 MAR.2020 06:02:25

Highest Channel / 64QAM



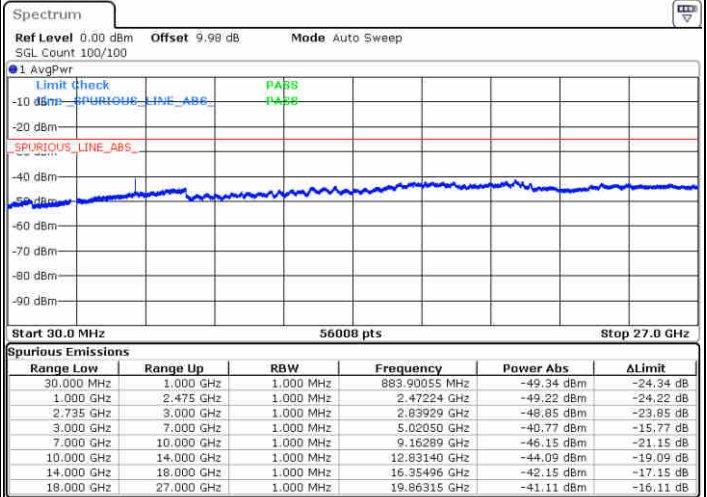
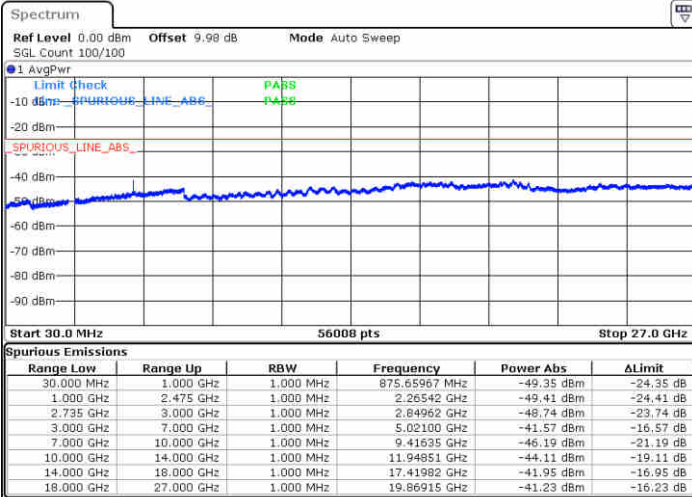
Date: 4 MAR.2020 05:38:23



LTE Band 41C\_CA / 15MHz+10MHz

Lowest Channel / QPSK

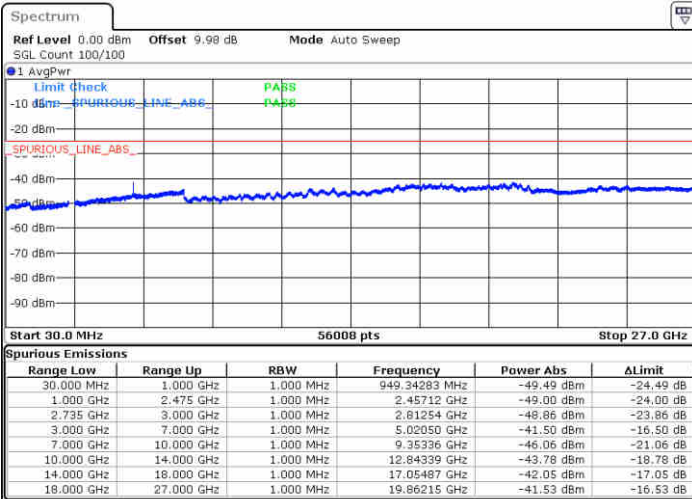
Lowest Channel / 16QAM



Date: 9.MAR.2020 03:18:08

Date: 9.MAR.2020 03:19:36

Lowest Channel / 64QAM



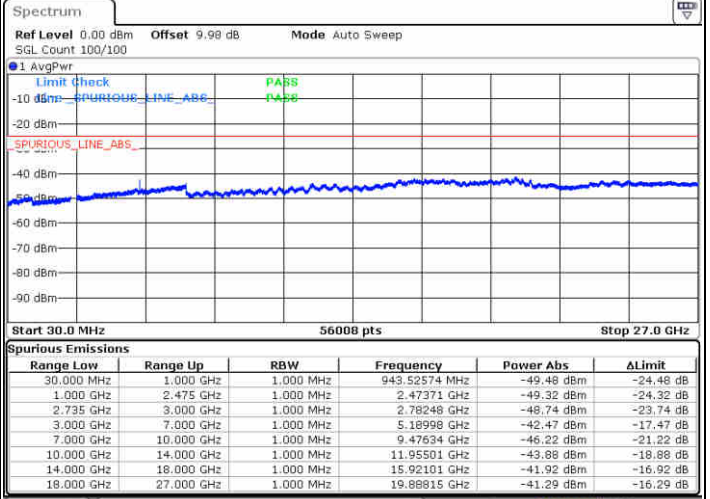
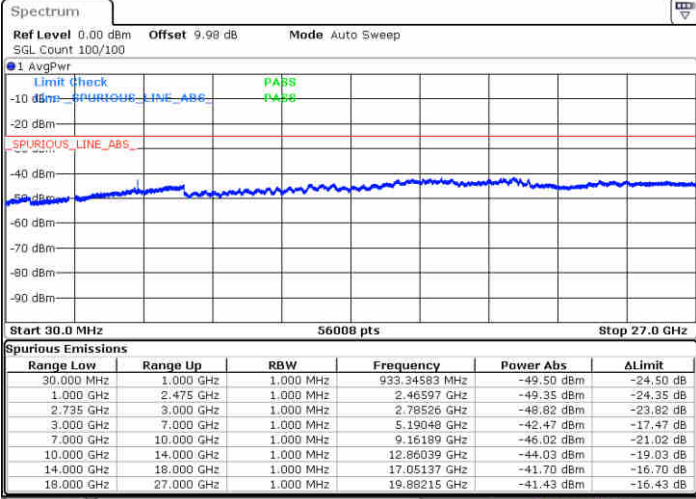
Date: 9.MAR.2020 03:22:24



LTE Band 41C\_CA / 15MHz+10MHz

Middle Channel / QPSK

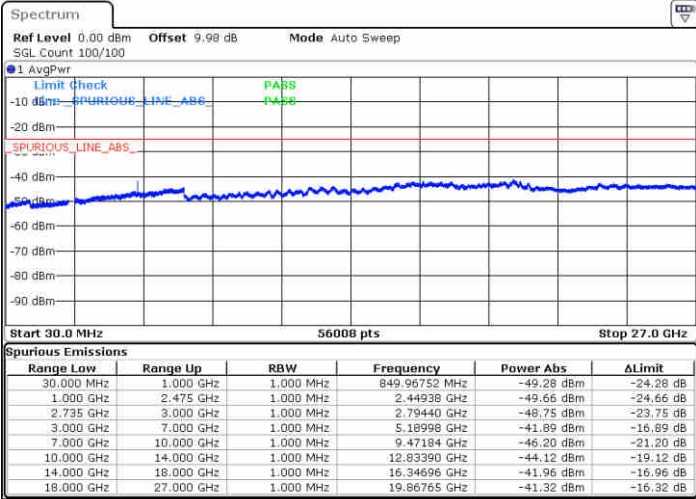
Middle Channel / 16QAM



Date: 9.MAR.2020 04:02:02

Date: 9.MAR.2020 04:16:01

Middle Channel / 64QAM



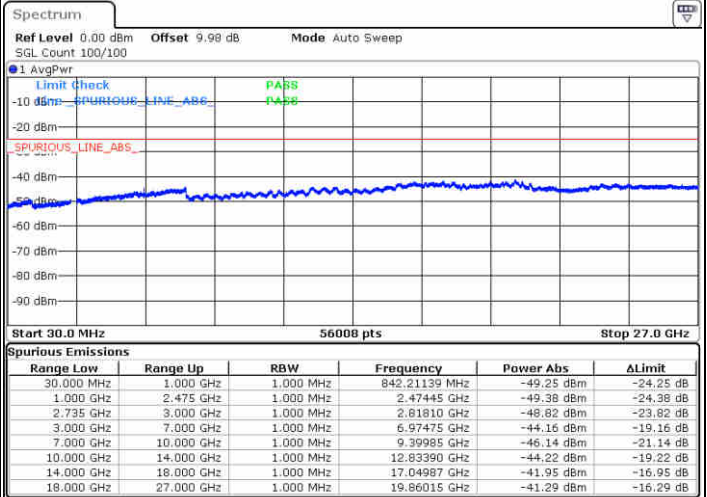
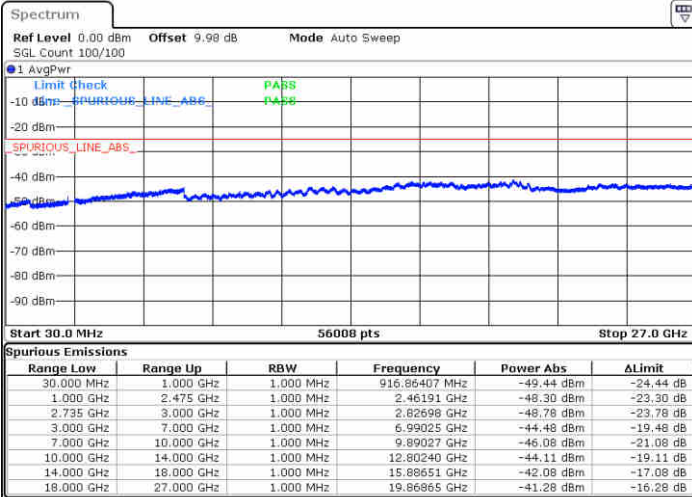
Date: 9.MAR.2020 04:45:56



LTE Band 41C\_CA / 15MHz+10MHz

Highest Channel / QPSK

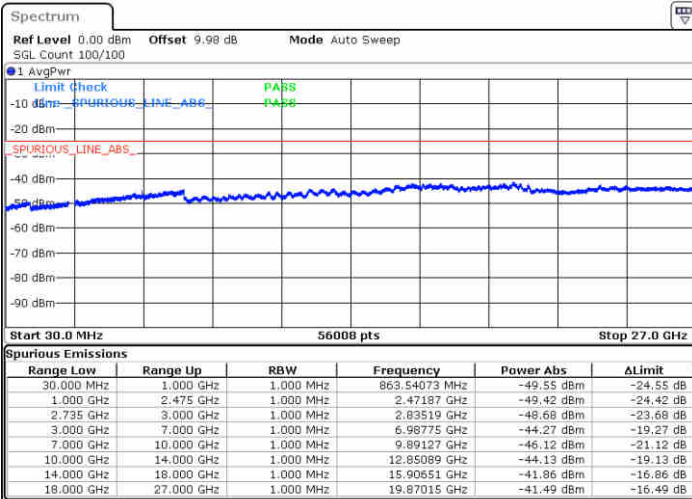
Highest Channel / 16QAM



Date: 9.MAR.2020 03:42:28

Date: 9.MAR.2020 03:40:30

Highest Channel / 64QAM



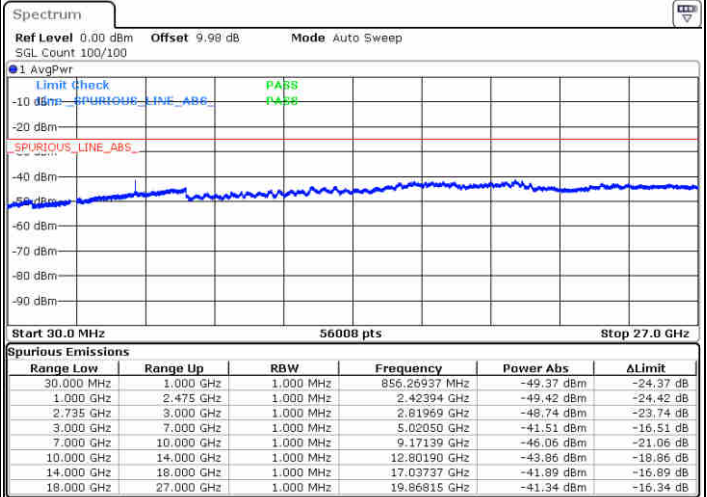
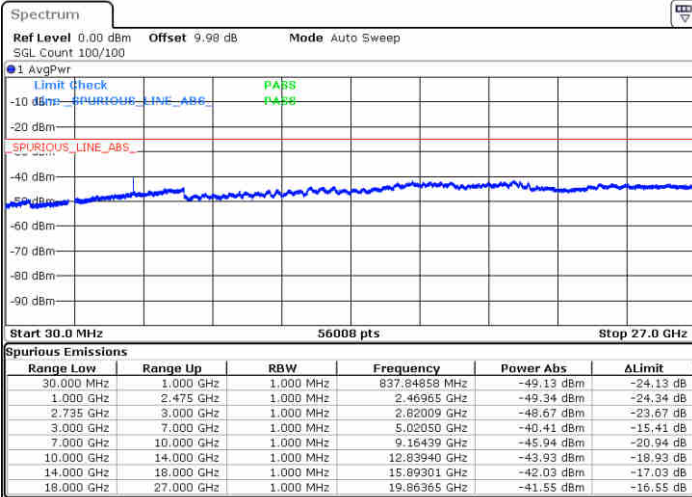
Date: 9.MAR.2020 03:38:33



LTE Band 41C\_CA / 15MHz+15MHz

Lowest Channel / QPSK

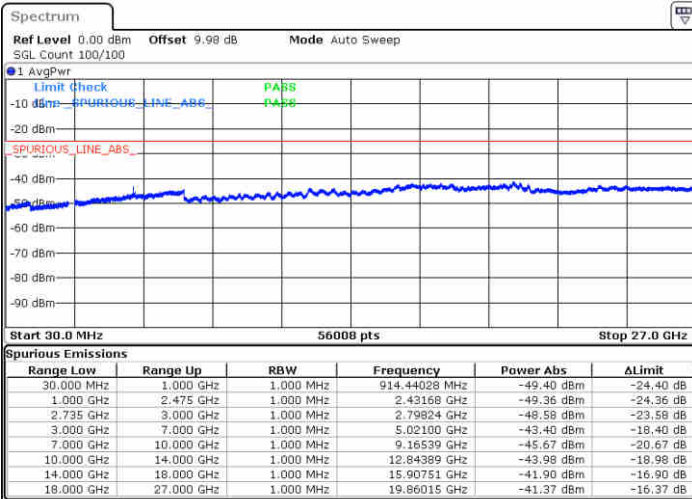
Lowest Channel / 16QAM



Date: 8.MAR.2020 23:08:51

Date: 8.MAR.2020 23:08:02

Lowest Channel / 64QAM



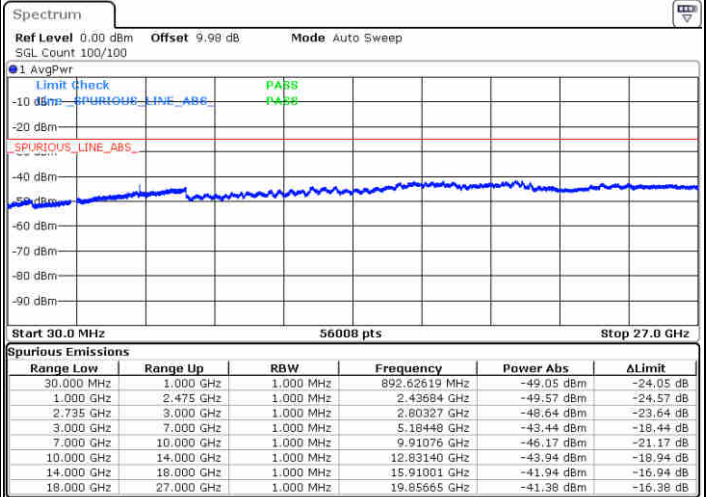
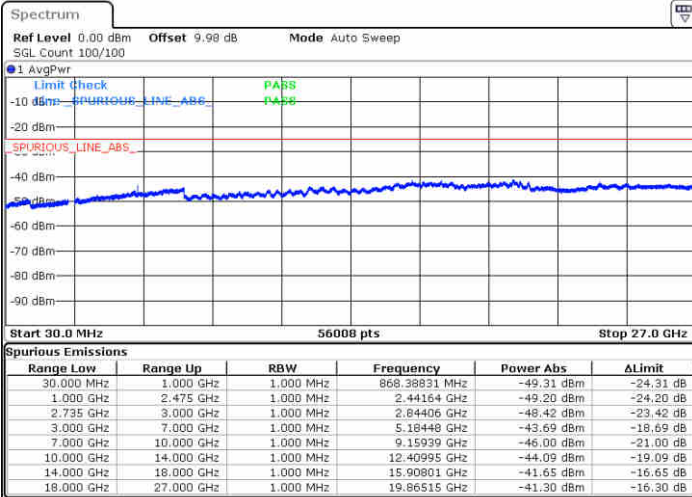
Date: 8.MAR.2020 23:05:13



LTE Band 41C\_CA / 15MHz+15MHz

Middle Channel / QPSK

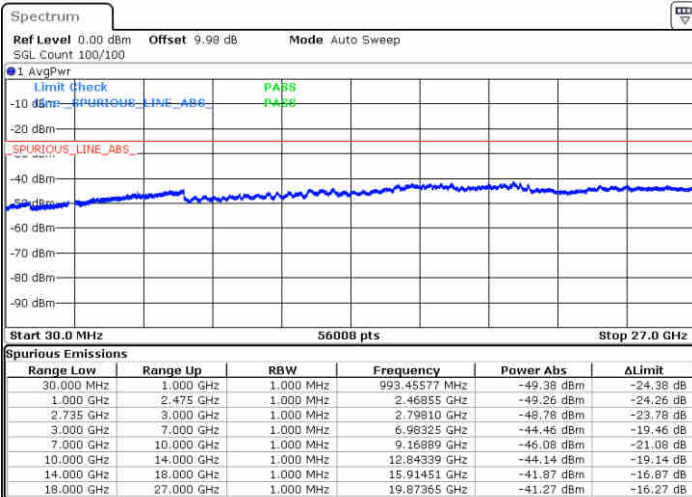
Middle Channel / 16QAM



Date: 8.MAR.2020 23:11:20

Date: 8.MAR.2020 23:13:24

Middle Channel / 64QAM



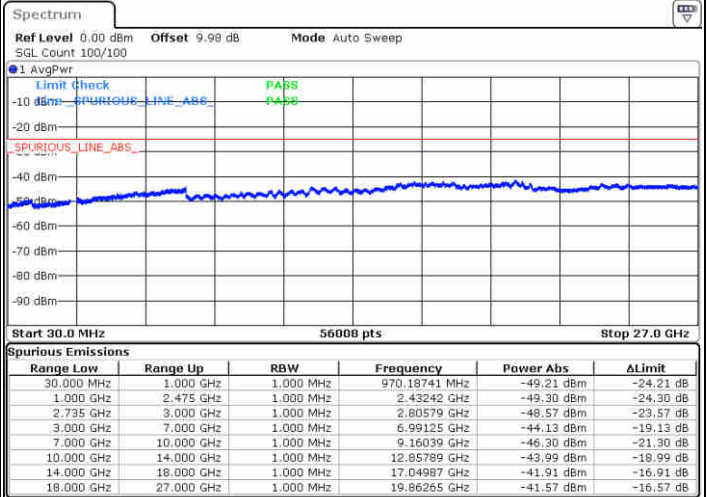
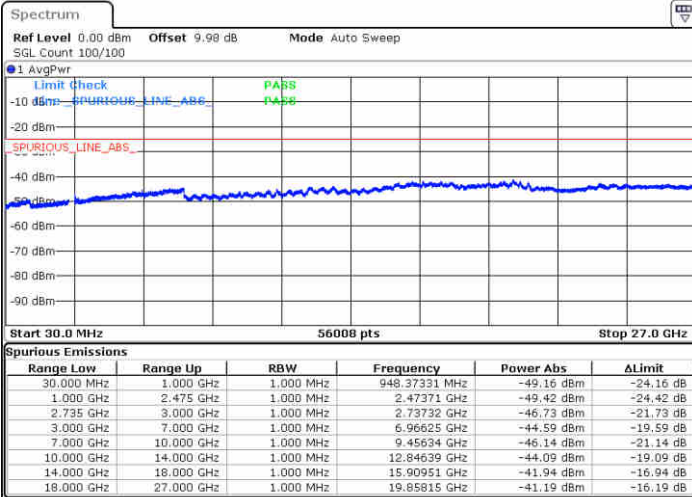
Date: 8.MAR.2020 23:15:47



LTE Band 41C\_CA / 15MHz+15MHz

Highest Channel / QPSK

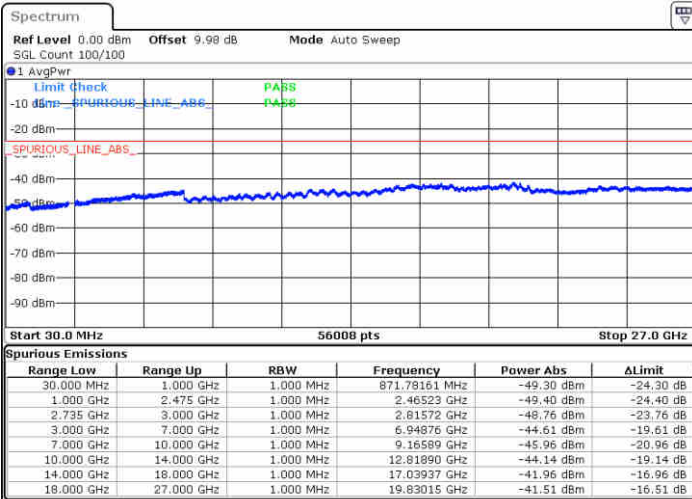
Highest Channel / 16QAM



Date: 9.MAR.2020 01:03:30

Date: 9.MAR.2020 01:00:47

Highest Channel / 64QAM



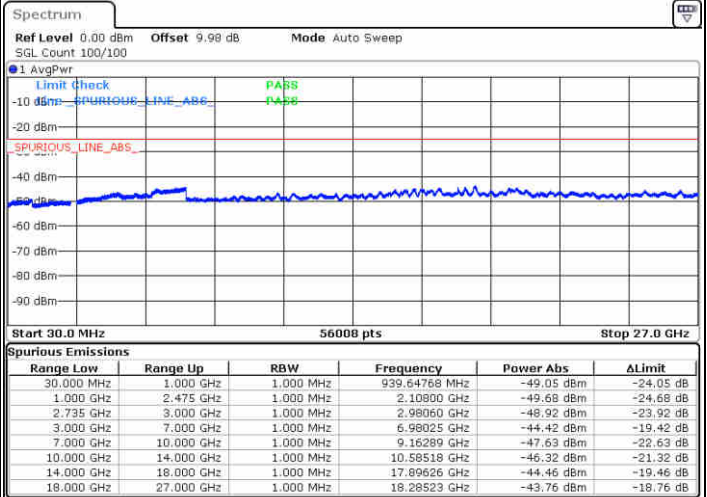
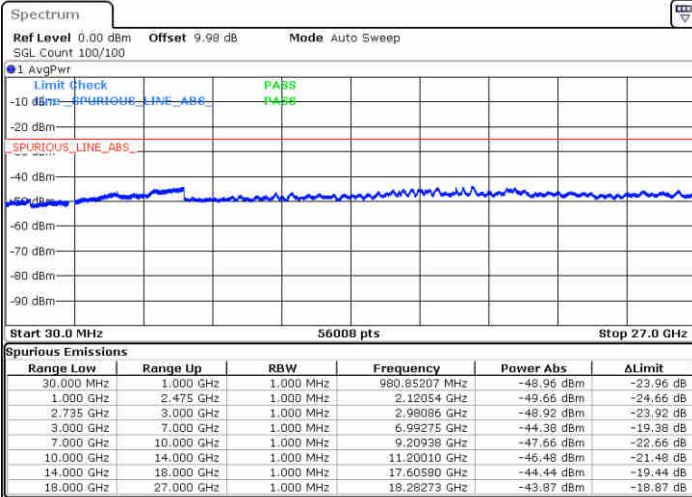
Date: 9.MAR.2020 00:55:40



LTE Band 41C\_CA / 15MHz+20MHz

Lowest Channel / QPSK

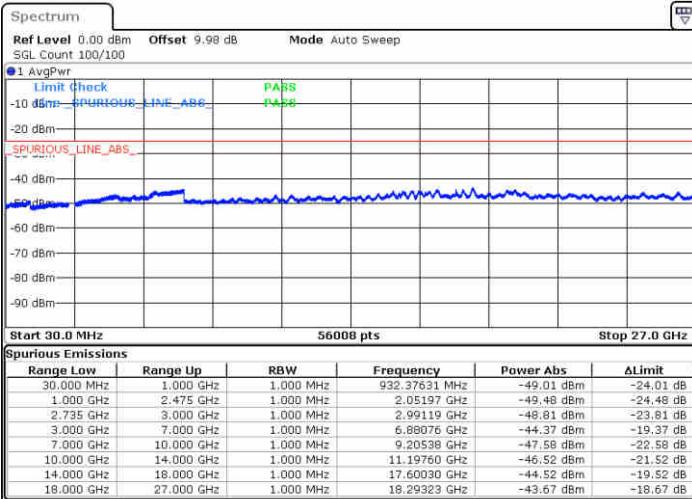
Lowest Channel / 16QAM



Date: 8.MAR.2020 03:16:05

Date: 8.MAR.2020 03:17:21

Lowest Channel / 64QAM



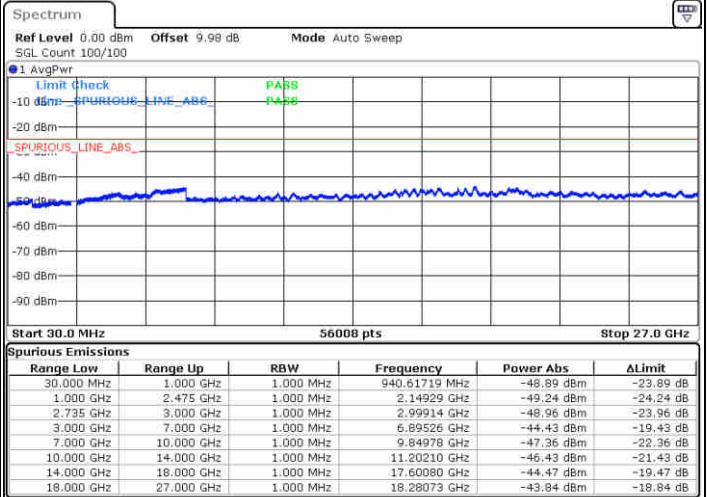
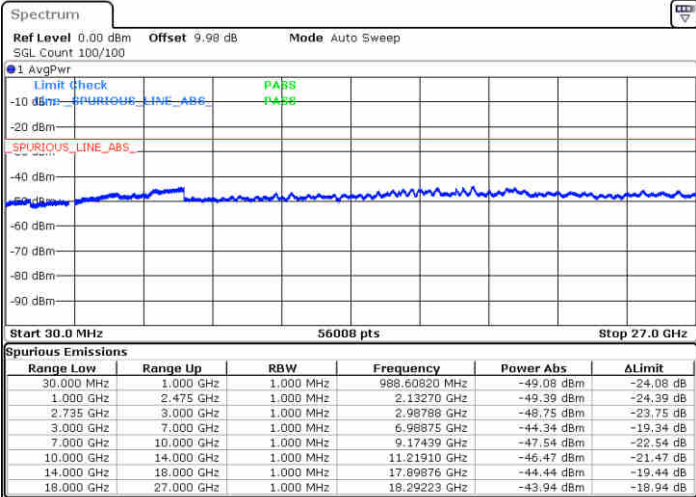
Date: 8.MAR.2020 03:24:48



LTE Band 41C\_CA / 15MHz+20MHz

Middle Channel / QPSK

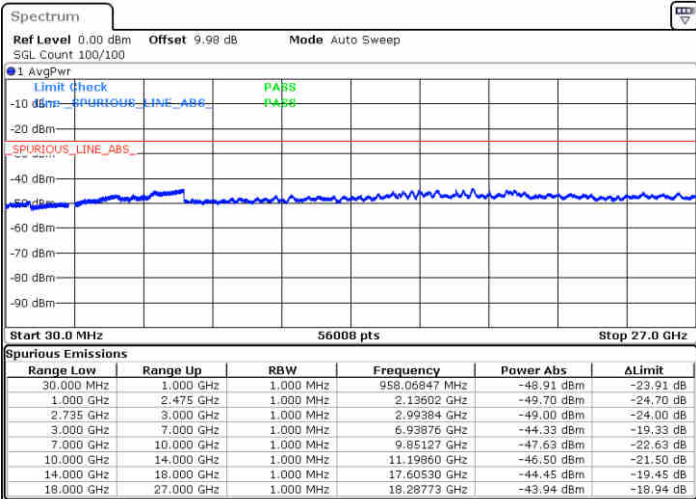
Middle Channel / 16QAM



Date: 8.MAR.2020 03:44:29

Date: 8.MAR.2020 03:32:38

Middle Channel / 64QAM



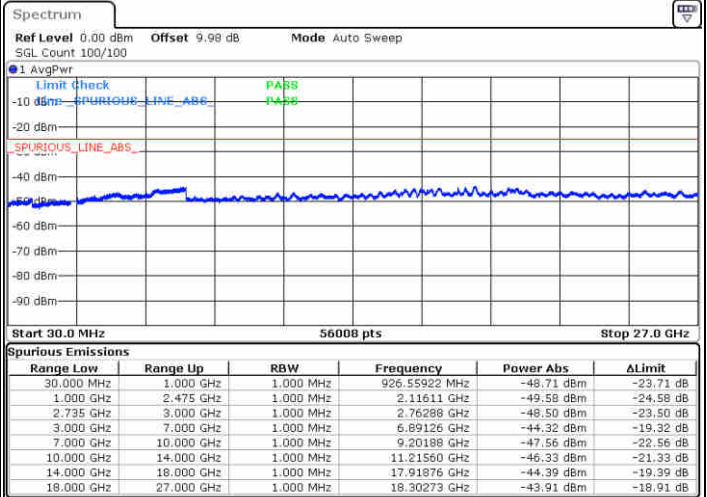
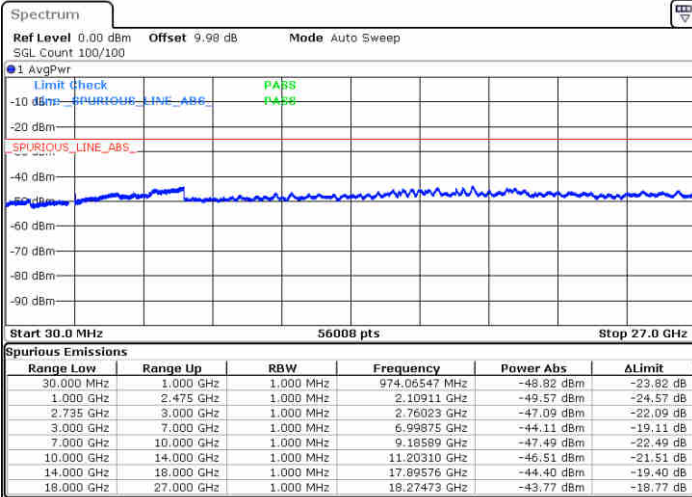
Date: 8.MAR.2020 03:29:00



LTE Band 41C\_CA / 15MHz+20MHz

Highest Channel / QPSK

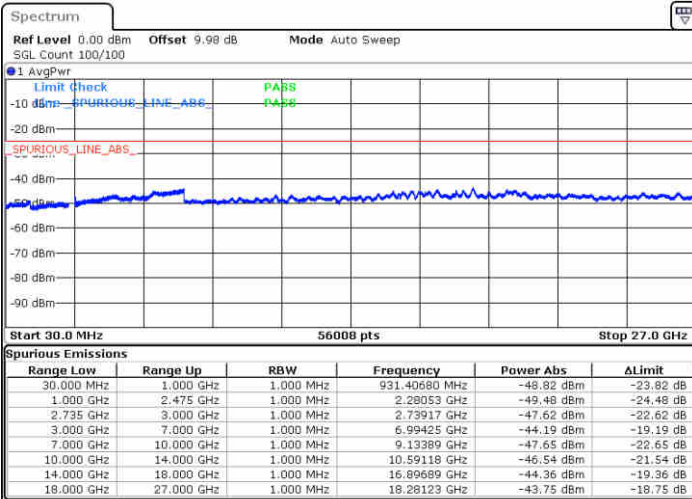
Highest Channel / 16QAM



Date: 8.MAR.2020 03:55:26

Date: 8.MAR.2020 03:58:19

Highest Channel / 64QAM



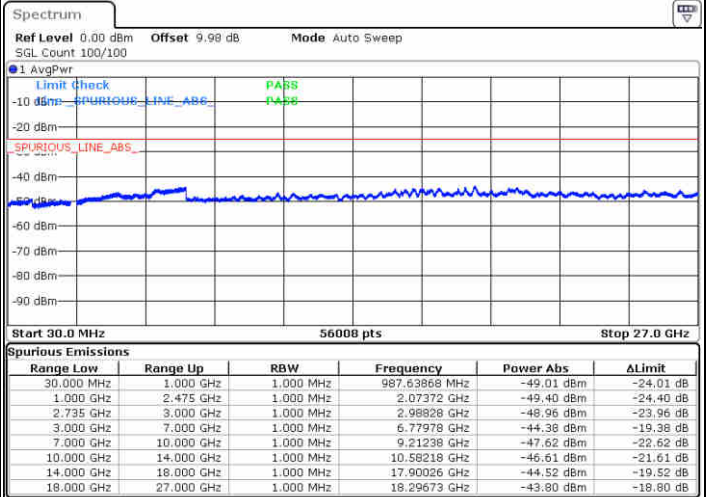
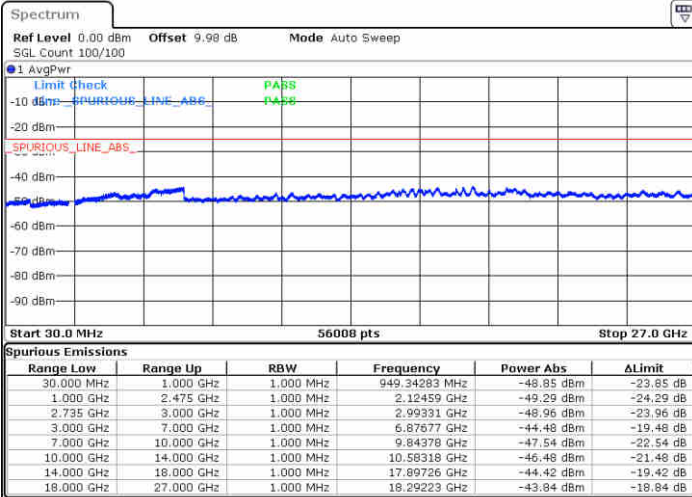
Date: 8.MAR.2020 04:04:01



LTE Band 41C\_CA / 20MHz+5MHz

Lowest Channel / QPSK

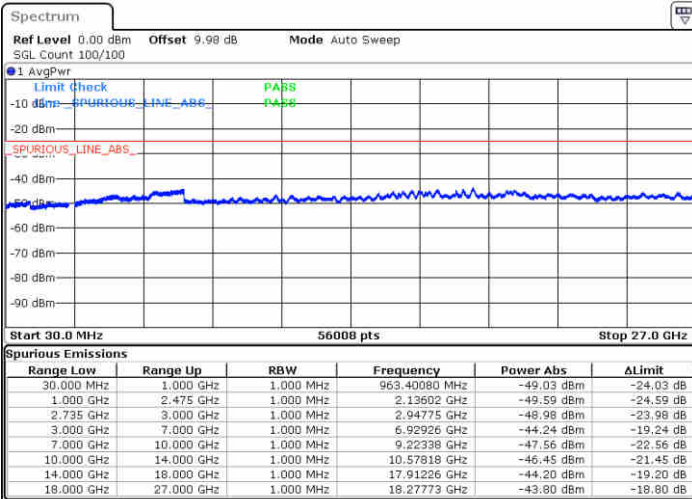
Lowest Channel / 16QAM



Date: 8.MAR.2020 06:02:39

Date: 8.MAR.2020 06:03:52

Lowest Channel / 64QAM



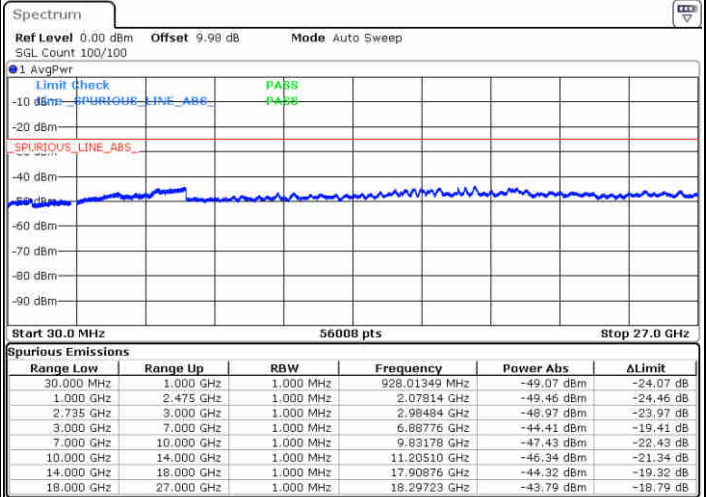
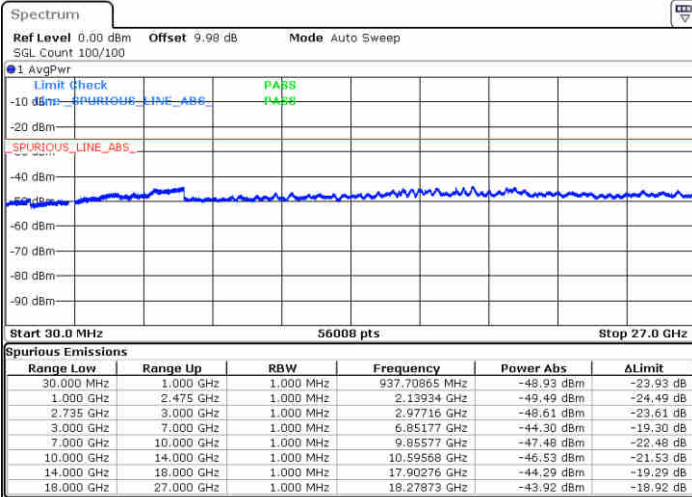
Date: 8.MAR.2020 06:05:23



LTE Band 41C\_CA / 20MHz+5MHz

Middle Channel / QPSK

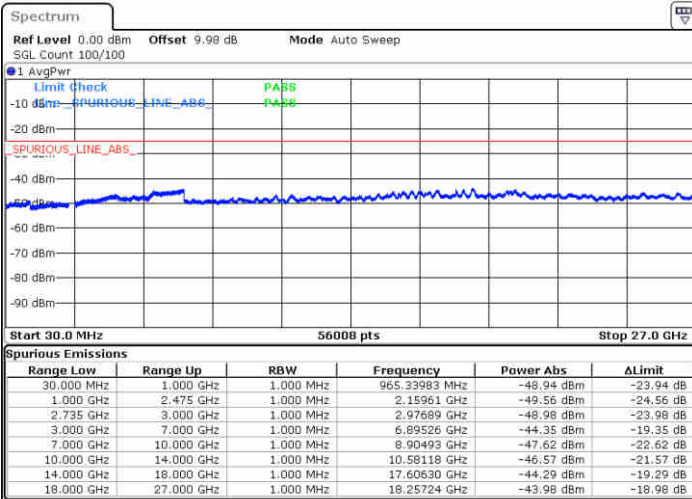
Middle Channel / 16QAM



Date: 8.MAR.2020 06:14:22

Date: 8.MAR.2020 06:11:41

Middle Channel / 64QAM



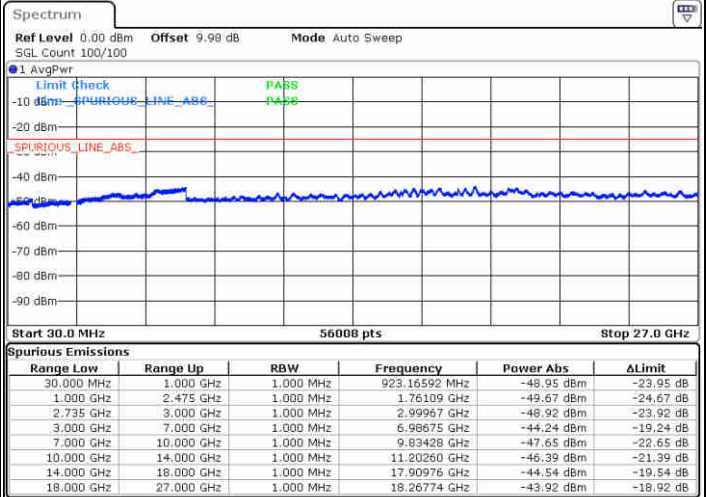
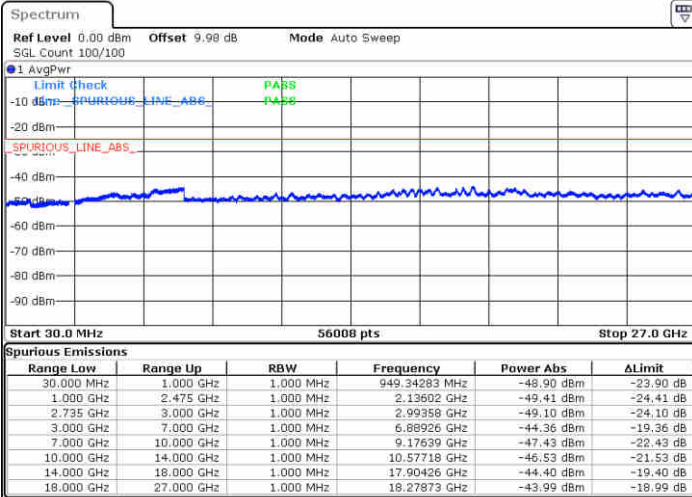
Date: 8.MAR.2020 06:09:19



LTE Band 41C\_CA / 20MHz+5MHz

Highest Channel / QPSK

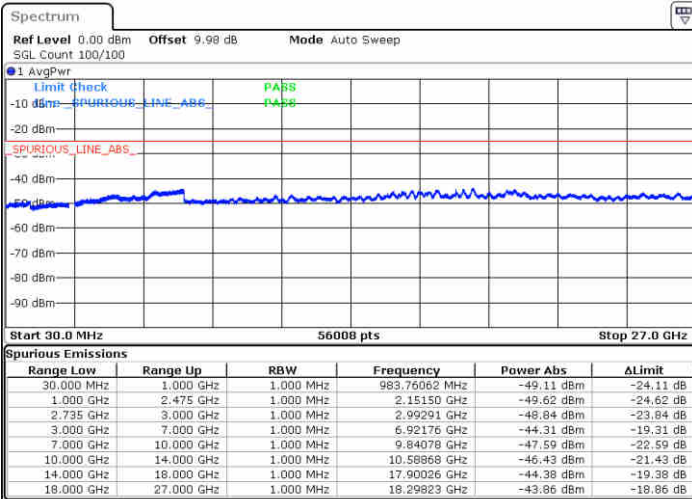
Highest Channel / 16QAM



Date: 8.MAR.2020 06:35:37

Date: 8.MAR.2020 06:33:08

Highest Channel / 64QAM



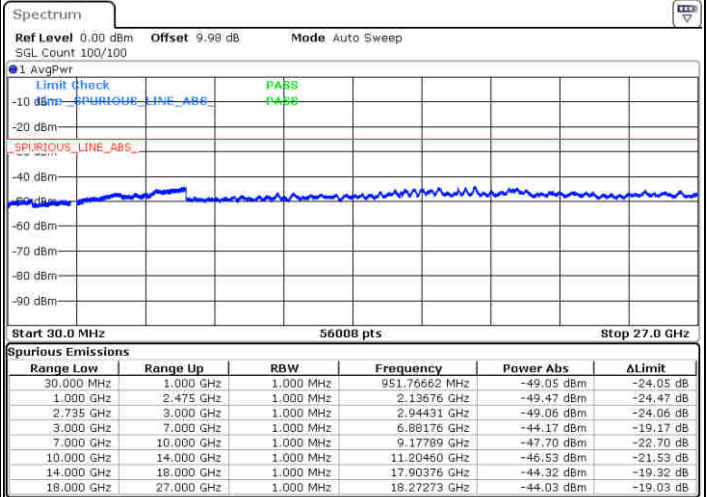
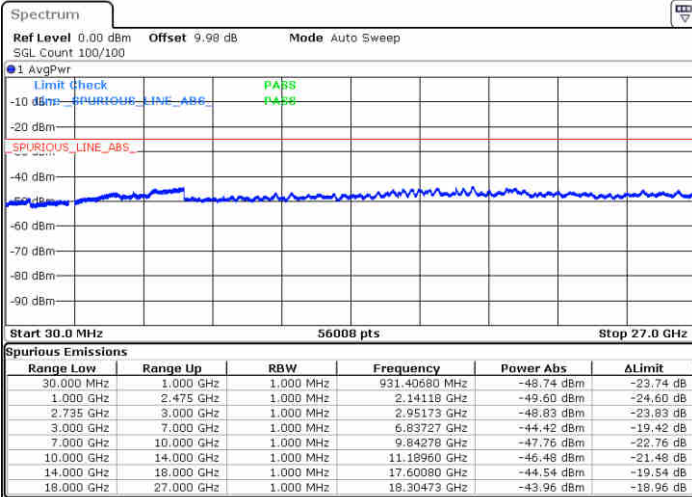
Date: 8.MAR.2020 06:22:54



LTE Band 41C\_CA / 20MHz+10MHz

Lowest Channel / QPSK

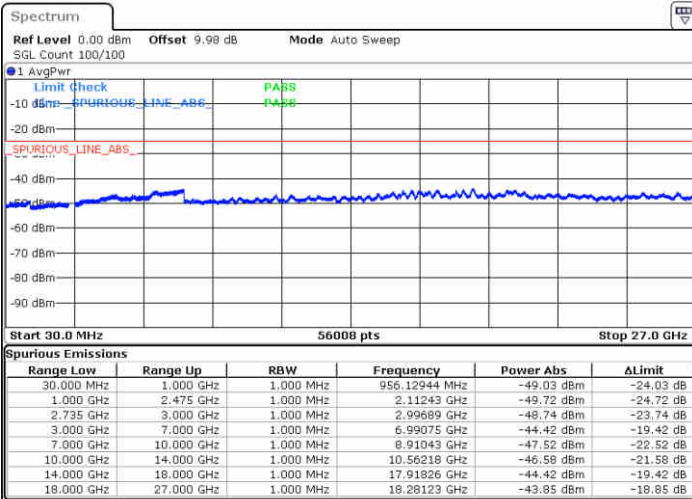
Lowest Channel / 16QAM



Date: 8.MAR.2020 07:07:15

Date: 8.MAR.2020 07:11:07

Lowest Channel / 64QAM



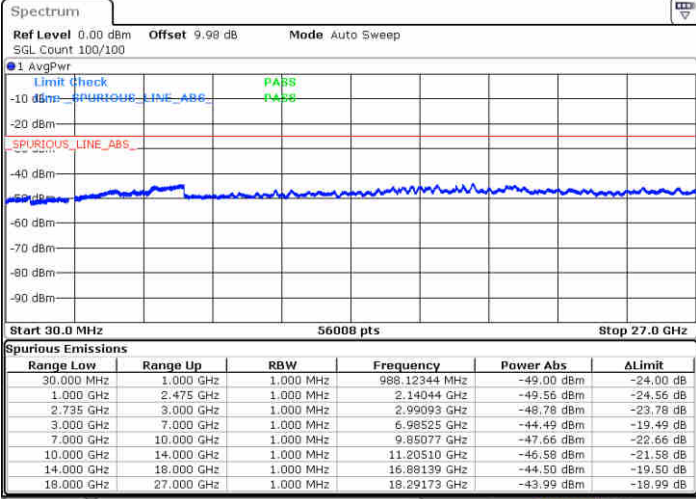
Date: 8.MAR.2020 07:12:31



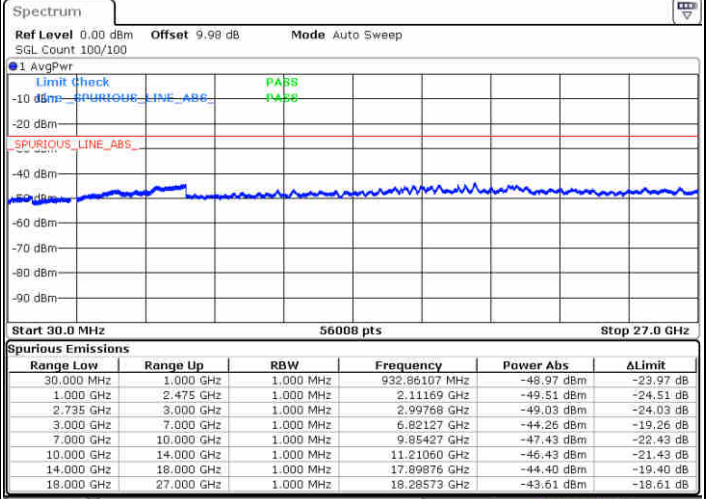
LTE Band 41C\_CA / 20MHz+10MHz

Middle Channel / QPSK

Middle Channel / 16QAM

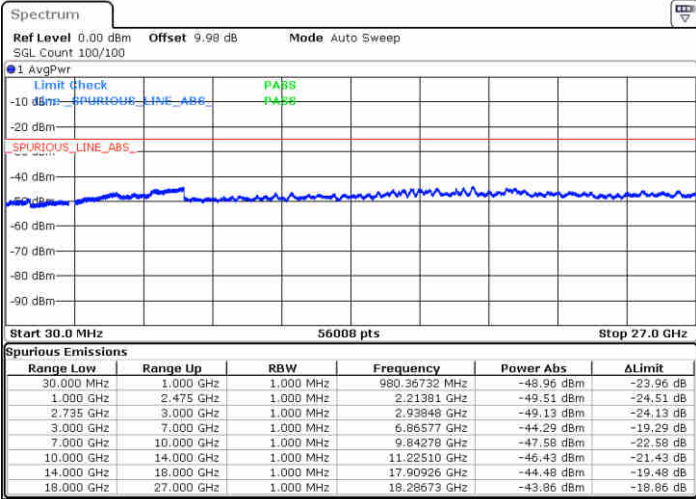


Date: 8.MAR.2020 07:24:04



Date: 8.MAR.2020 07:31:39

Middle Channel / 64QAM



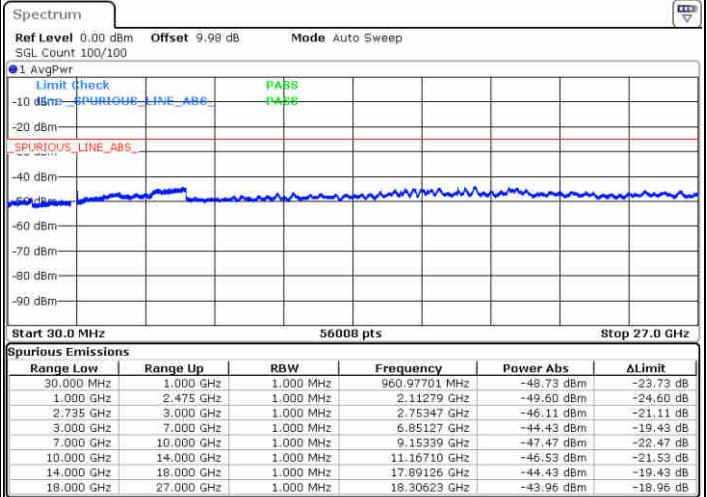
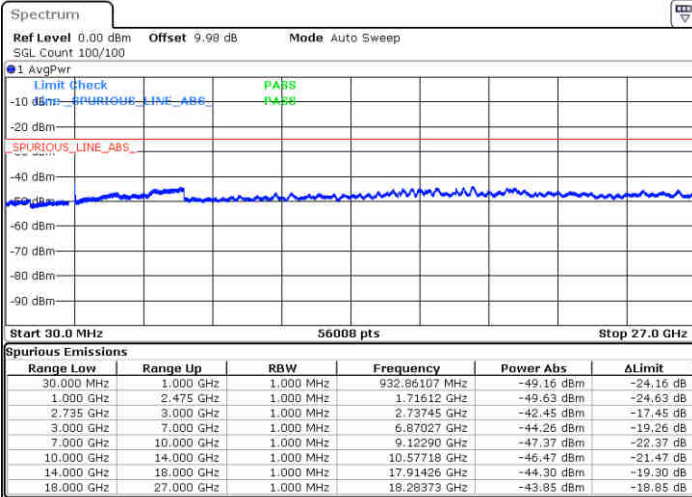
Date: 8.MAR.2020 07:35:42



LTE Band 41C\_CA / 20MHz+10MHz

Highest Channel / QPSK

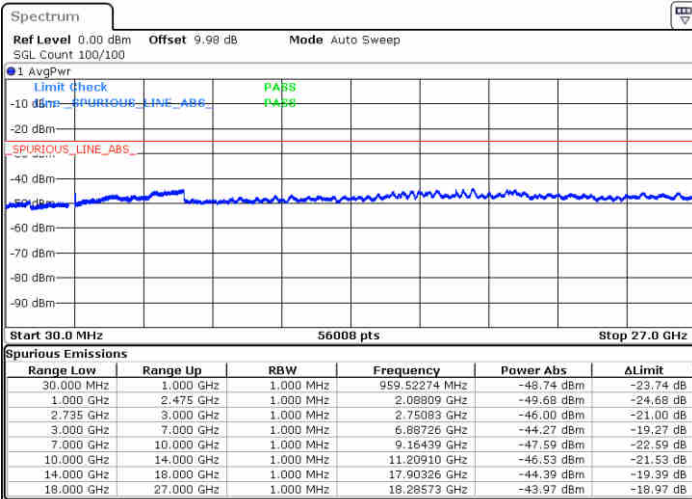
Highest Channel / 16QAM



Date: 8.MAR.2020 08:16:32

Date: 8.MAR.2020 07:42:31

Highest Channel / 64QAM



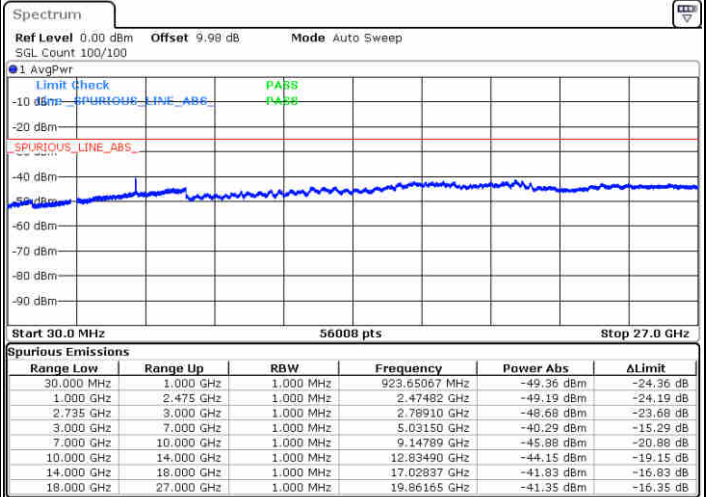
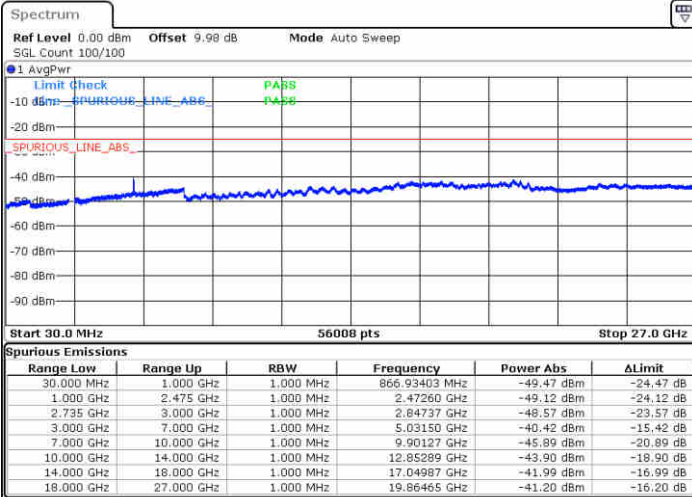
Date: 8.MAR.2020 07:40:43



LTE Band 41C\_CA / 20MHz+15MHz

Lowest Channel / QPSK

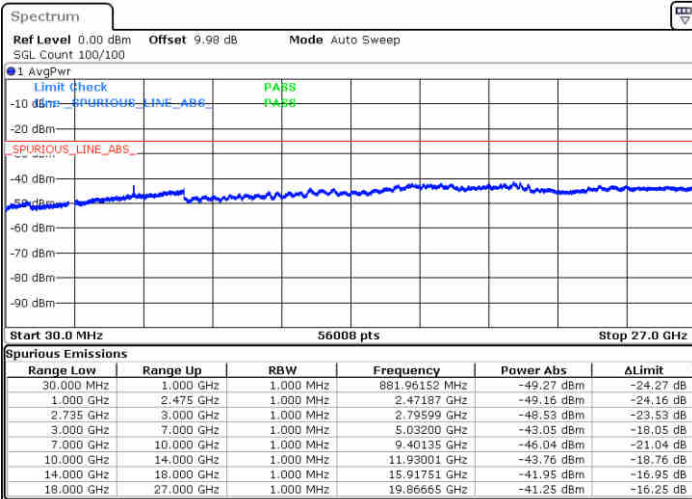
Lowest Channel / 16QAM



Date: 8.MAR.2020 21:06:20

Date: 8.MAR.2020 21:01:52

Lowest Channel / 64QAM



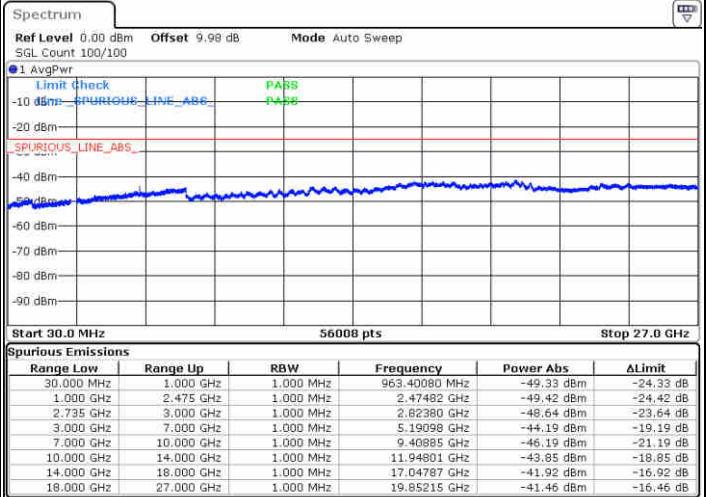
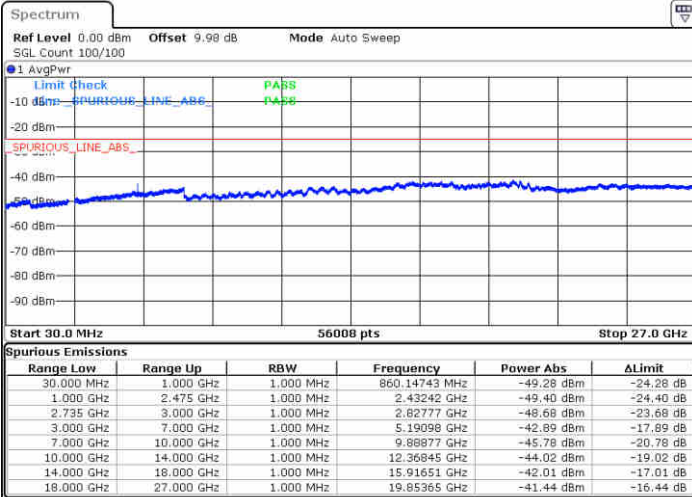
Date: 8.MAR.2020 20:56:35



LTE Band 41C\_CA / 20MHz+15MHz

Middle Channel / QPSK

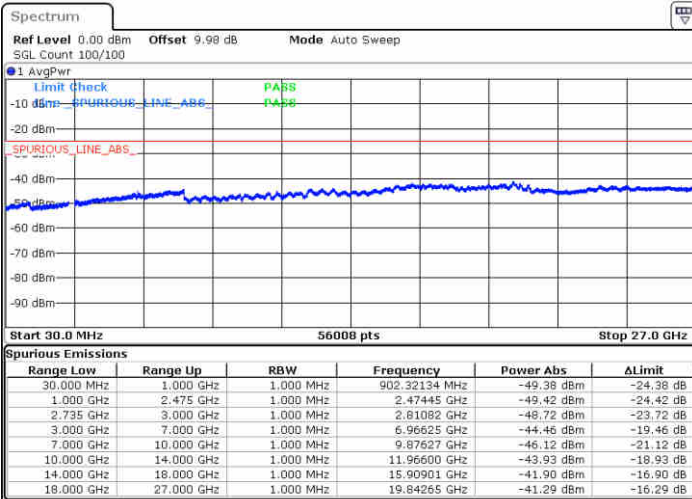
Middle Channel / 16QAM



Date: 8.MAR.2020 21:37:04

Date: 8.MAR.2020 21:44:12

Middle Channel / 64QAM



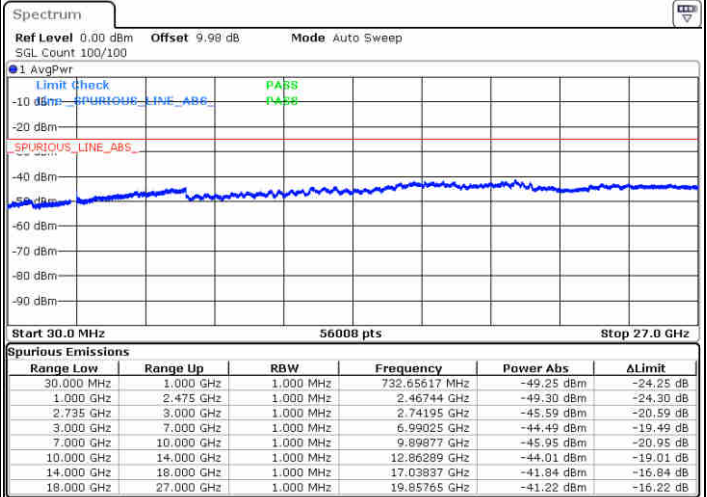
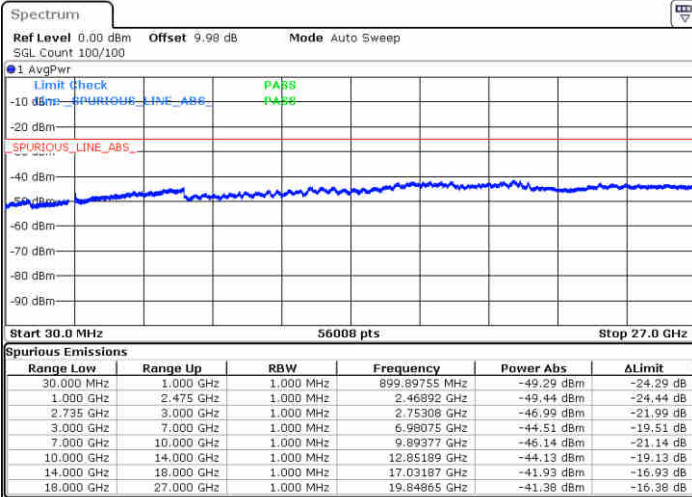
Date: 8.MAR.2020 21:50:17



LTE Band 41C\_CA / 20MHz+15MHz

Highest Channel / QPSK

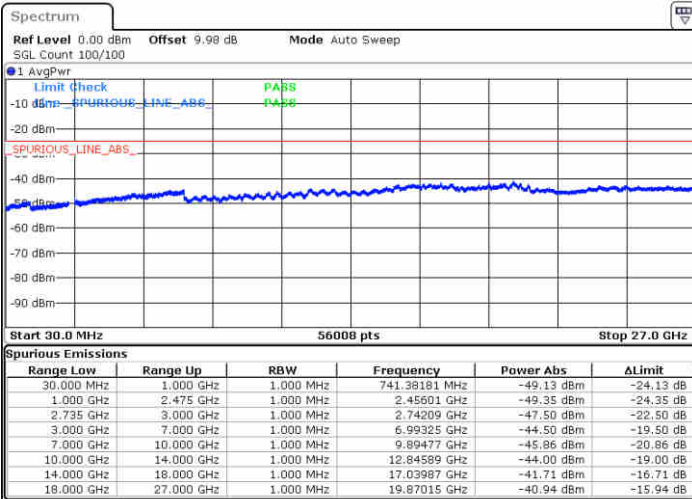
Highest Channel / 16QAM



Date: 8.MAR.2020 21:56:28

Date: 8.MAR.2020 21:54:18

Highest Channel / 64QAM



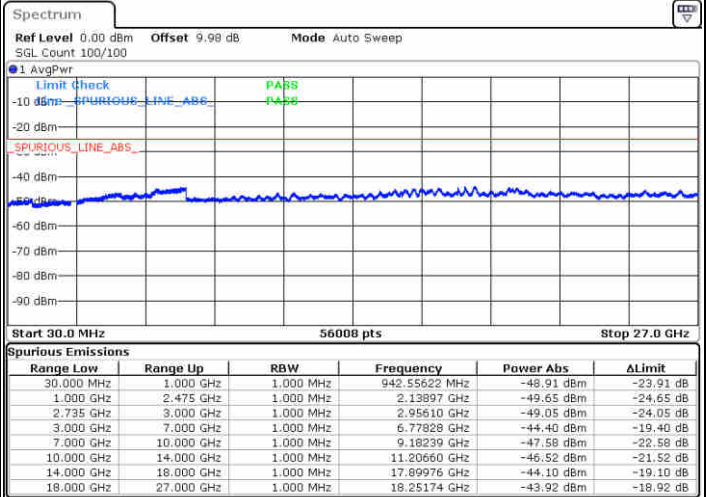
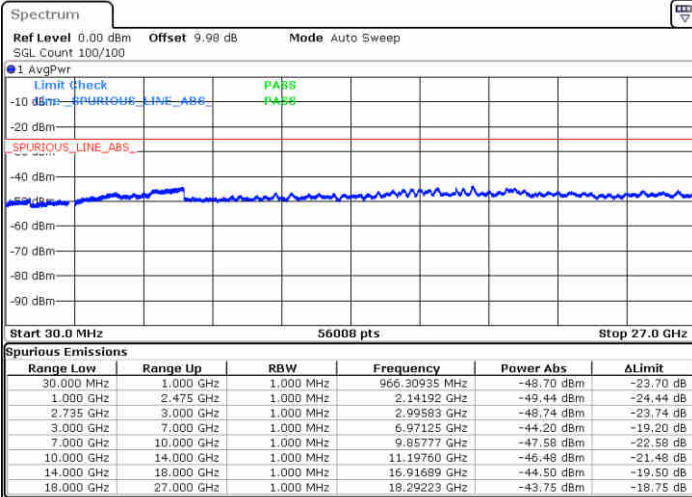
Date: 8.MAR.2020 21:52:57



LTE Band 41C\_CA / 20MHz+20MHz

Lowest Channel / QPSK

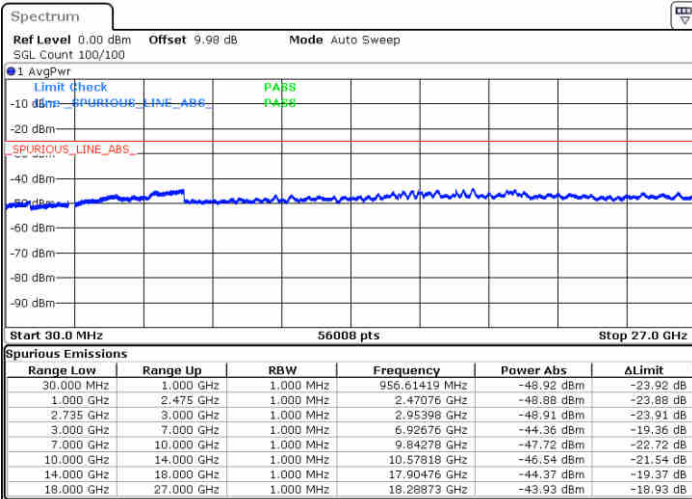
Lowest Channel / 16QAM



Date: 8.MAR.2020 05:18:29

Date: 8.MAR.2020 05:22:29

Lowest Channel / 64QAM



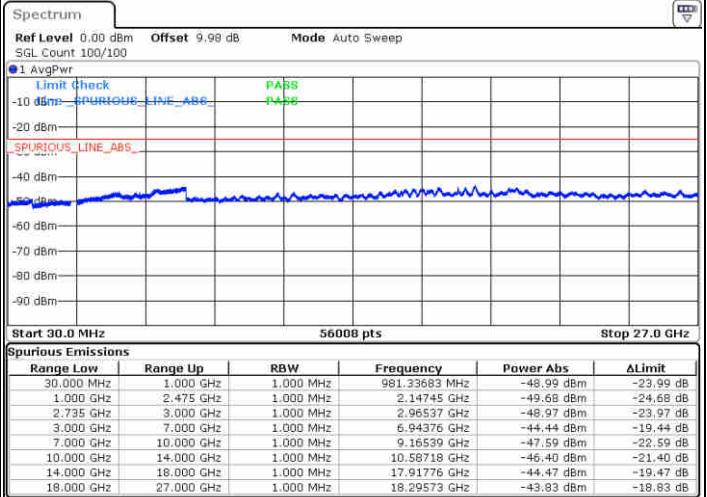
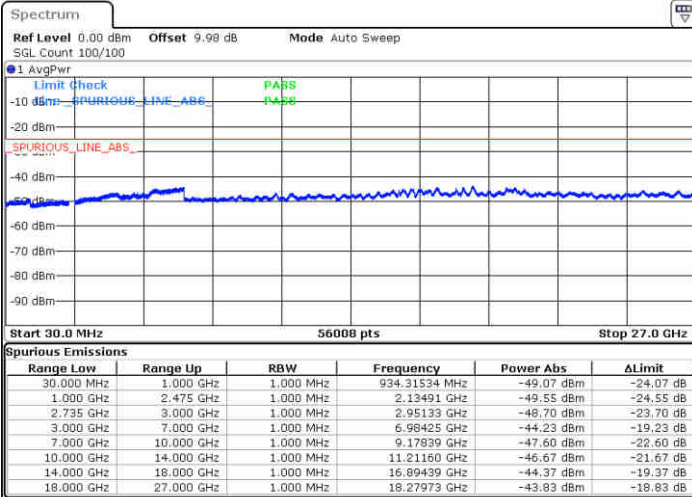
Date: 8.MAR.2020 05:25:38



LTE Band 41C\_CA / 20MHz+20MHz

MiddleChannel / QPSK

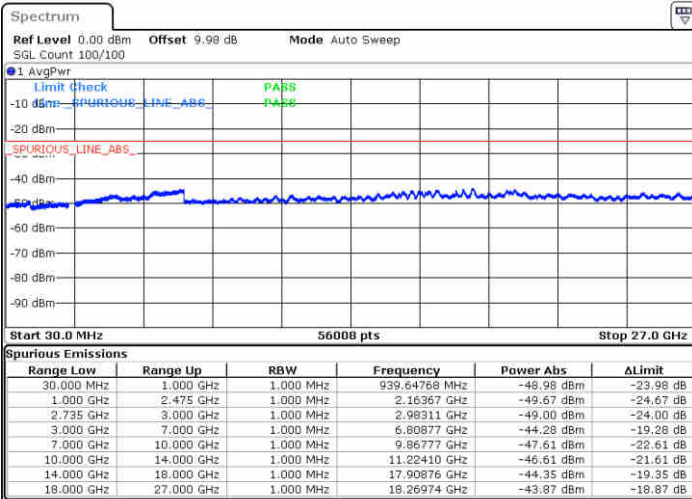
Middle Channel / 16QAM



Date: 8.MAR.2020 05:39:44

Date: 8.MAR.2020 05:37:53

Middle Channel / 64QAM



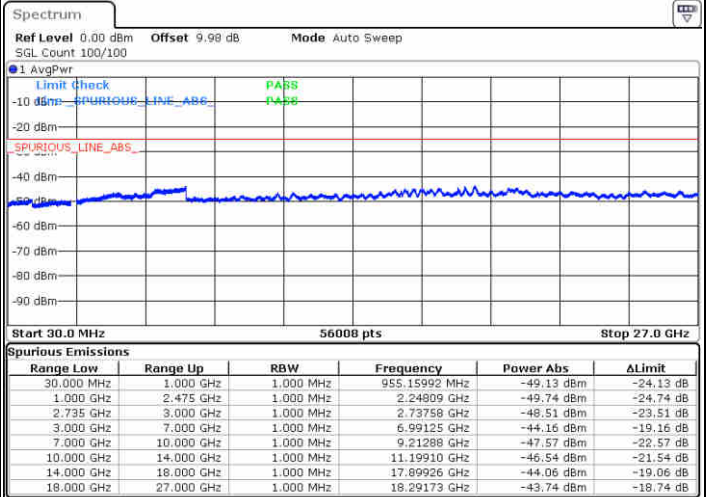
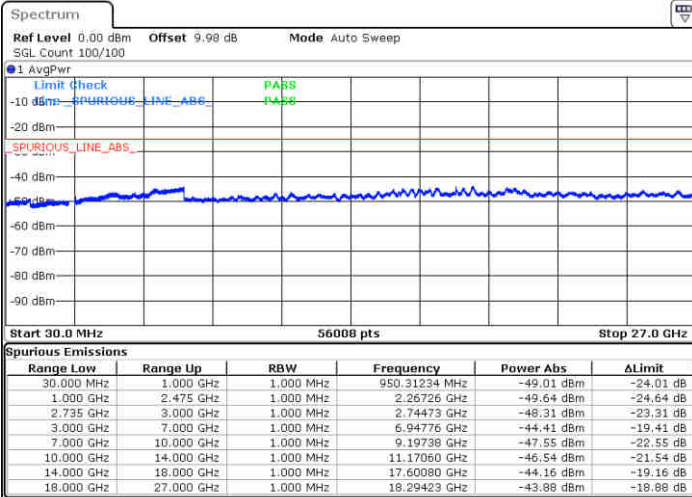
Date: 8.MAR.2020 05:38:06



LTE Band 41C\_CA / 20MHz+20MHz

Highest Channel / QPSK

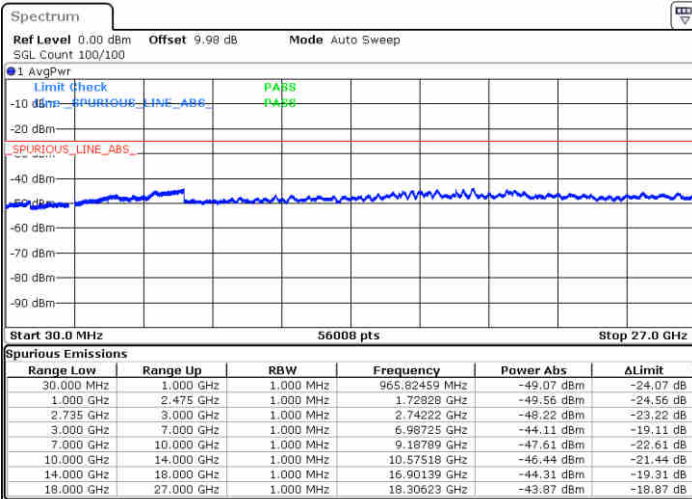
Highest Channel / 16QAM



Date: 8.MAR.2020 05:51:05

Date: 8.MAR.2020 05:48:59

Highest Channel / 64QAM



Date: 8.MAR.2020 05:45:56



# Appendix B. Test Results of Radiated Test

## Radiated Spurious Emission

LTE Band 7 / 20MHz / QPSK								
Channel	Frequency ( MHz )	EIRP ( dBm )	Limit ( dBm )	Over Limit ( dB )	S.G. Power ( dBm )	TX Cable loss ( dB )	TX Antenna Gain (dBi)	Polarization (H/V)
Lowest	5000	-64.31	-25	-39.31	-74.52	3.03	13.24	H
	7503.27	-58.88	-25	-33.88	-68.33	3.56	13.01	H
	10004.36	-57.01	-25	-32.01	-66.53	3.92	13.44	H
	5000	-63.54	-25	-38.54	-73.75	3.03	13.24	V
	7504	-57.93	-25	-32.93	-67.38	3.56	13.01	V
	10004	-57.99	-25	-32.99	-67.51	3.92	13.44	V
Middle	5052	-63.70	-25	-38.70	-73.91	3.03	13.24	H
	7576	-55.22	-25	-30.22	-64.67	3.56	13.01	H
	10104.36	-57.04	-25	-32.04	-66.56	3.92	13.44	H
	5052	-63.05	-25	-38.05	-73.26	3.03	13.24	V
	7580	-44.32	-25	-19.32	-53.77	3.56	13.01	V
	10104.36	-57.74	-25	-32.74	-67.26	3.92	13.44	V
Highest	5100	-61.86	-25	-36.86	-72.07	3.03	13.24	H
	7652	-55.54	-25	-30.54	-64.99	3.56	13.01	H
	10204.36	-57.54	-25	-32.54	-67.06	3.92	13.44	H
	5100	-61.68	-25	-36.68	-71.89	3.03	13.24	V
	7652	-53.87	-25	-28.87	-63.32	3.56	13.01	V
	10204.36	-57.67	-25	-32.67	-67.19	3.92	13.44	V

Remark: Spurious emissions within 30-1000MHz were found more than 20dB below limit line.



LTE Band 12 / 10MHz / QPSK								
Channel	Frequency ( MHz )	EIRP ( dBm )	Limit ( dBm )	Over Limit ( dB )	S.G. Power ( dBm )	TX Cable loss ( dB )	TX Antenna Gain (dBi)	Polarization (H/V)
Lowest	1400	-61.94	-13	-48.94	-68.91	1.58	10.70	H
	2098	-63.77	-13	-50.77	-72.02	2.102	12.50	H
	2798	-63.09	-13	-50.09	-71.98	2.856	13.90	H
	1400	-60.86	-13	-47.86	-67.83	1.58	10.70	V
	2098	-64.23	-13	-51.23	-72.48	2.10	12.50	V
	2798	-62.60	-13	-49.60	-71.49	2.86	13.90	V
Middle	1406	-62.99	-13	-49.99	-69.96	1.58	10.70	H
	2110	-63.67	-13	-50.67	-71.92	2.102	12.50	H
	2812	-63.50	-13	-50.50	-72.39	2.856	13.90	H
	1406	-63.02	-13	-50.02	-69.99	1.58	10.70	V
	2110	-64.05	-13	-51.05	-72.30	2.10	12.50	V
	2812	-63.27	-13	-50.27	-72.16	2.86	13.90	V
Highest	1414	-58.24	-13	-45.24	-65.21	1.58	10.70	H
	2120	-62.49	-13	-49.49	-70.74	2.102	12.50	H
	2826	-62.96	-13	-49.96	-71.85	2.856	13.90	H
	1414	-58.06	-13	-45.06	-65.03	1.58	10.70	V
	2120	-60.89	-13	-47.89	-69.14	2.10	12.50	V
	2826	-62.85	-13	-49.85	-71.74	2.86	13.90	V

Remark: Spurious emissions within 30-1000MHz were found more than 20dB below limit line.



LTE Band 13 / 5MHz / QPSK								
Channel	Frequency ( MHz )	EIRP ( dBm )	Limit ( dBm )	Over Limit ( dB )	S.G. Power ( dBm )	TX Cable loss ( dB )	TX Antenna Gain (dBi)	Polarization (H/V)
Lowest	1554	-67.75	-13	-54.75	-70.38	1.09	5.87	H
	2332.02	-65.09	-13	-52.09	-67.49	1.37	5.92	H
	3108	-62.95	-13	-49.95	-66.84	1.64	7.68	H
	1554	-67.90	-13	-54.90	-70.53	1.09	5.87	V
	2332	-64.63	-13	-51.63	-67.03	1.37	5.92	V
	3108	-62.88	-13	-49.88	-66.77	1.64	7.68	V
Middle	1560	-67.26	-42.15	-25.11	-69.89	1.09	5.87	H
	2339.52	-65.03	-13	-52.03	-67.43	1.37	5.92	H
	3120	-63.10	-13	-50.10	-66.99	1.64	7.68	H
	1560	-67.63	-42.15	-25.48	-70.26	1.09	5.87	V
	2339.52	-64.88	-13	-51.88	-67.28	1.37	5.92	V
	3120	-63.11	-13	-50.11	-67.00	1.64	7.68	V
Highest	1564	-67.67	-42.15	-25.52	-70.30	1.09	5.87	H
	2348	-65.17	-13	-52.17	-67.57	1.37	5.92	H
	3129.36	-63.23	-13	-50.23	-67.12	1.64	7.68	H
	1564	-67.69	-42.15	-25.54	-70.32	1.09	5.87	V
	2347.02	-63.61	-13	-50.61	-66.01	1.37	5.92	V
	3129.36	-63.12	-13	-50.12	-67.01	1.64	7.68	V

Remark: Spurious emissions within 30-1000MHz were found more than 20dB below limit line.

LTE Band 13 / 10MHz / QPSK								
Channel	Frequency ( MHz )	EIRP ( dBm )	Limit ( dBm )	Over Limit ( dB )	S.G. Power ( dBm )	TX Cable loss ( dB )	TX Antenna Gain (dBi)	Polarization (H/V)
Middle	1554	-64.01	-13	-51.01	-66.64	1.09	5.87	H
	2332	-58.14	-13	-45.14	-60.54	1.37	5.92	H
	3110.36	-62.77	-13	-49.77	-66.66	1.64	7.68	H
	1556	-63.15	-13	-50.15	-65.78	1.09	5.87	V
	2332	-55.05	-13	-42.05	-57.45	1.37	5.92	V
	3110.36	-63.03	-13	-50.03	-66.92	1.64	7.68	V

Remark: Spurious emissions within 30-1000MHz were found more than 20dB below limit line.



LTE Band 25 / 20MHz / QPSK								
Channel	Frequency ( MHz )	EIRP ( dBm )	Limit ( dBm )	Over Limit ( dB )	S.G. Power ( dBm )	TX Cable loss ( dB )	TX Antenna Gain (dBi)	Polarization (H/V)
Lowest	3702	-56.79	-13	-43.79	-69.05	2.641	14.90	H
	5553.27	-54.83	-13	-41.83	-66.69	2.94	14.80	H
	7404.36	-50.48	-13	-37.48	-60.25	3.39	13.16	H
	3702	-55.53	-13	-42.53	-67.79	2.64	14.90	V
	5553.27	-54.74	-13	-41.74	-66.60	2.94	14.80	V
	7404.36	-49.63	-13	-36.63	-59.40	3.39	13.16	V
Middle	3742.18	-52.13	-13	-39.13	-64.39	2.641	14.90	H
	5613.27	-55.14	-13	-42.14	-67.00	2.94	14.80	H
	7484.36	-50.64	-13	-37.64	-60.41	3.39	13.16	H
	3742.18	-53.95	-13	-40.95	-66.21	2.64	14.90	V
	5613.27	-55.12	-13	-42.12	-66.98	2.94	14.80	V
	7484.36	-49.95	-13	-36.95	-59.72	3.39	13.16	V
Highest	3792	-52.17	-13	-39.17	-64.43	2.641	14.90	H
	5688.27	-53.91	-13	-40.91	-65.77	2.94	14.80	H
	7584	-50.32	-13	-37.32	-60.09	3.39	13.16	H
	3792	-52.79	-13	-39.79	-65.05	2.64	14.90	V
	5688	-54.68	-13	-41.68	-66.54	2.94	14.80	V
	7584	-49.48	-13	-36.48	-59.25	3.39	13.16	V

Remark: Spurious emissions within 30-1000MHz were found more than 20dB below limit line.



LTE Band 26 / 10MHz / QPSK								
Channel	Frequency ( MHz )	EIRP ( dBm )	Limit ( dBm )	Over Limit ( dB )	S.G. Power ( dBm )	TX Cable loss ( dB )	TX Antenna Gain (dBi)	Polarization (H/V)
Lowest	1650	-58.89	-13	-45.89	-65.86	1.58	10.70	H
	2474	-42.69	-13	-29.69	-50.94	2.102	12.50	H
	3300	-62.35	-13	-49.35	-71.24	2.856	13.90	H
	1650	-57.69	-13	-44.69	-64.66	1.58	10.70	V
	2474	-44.30	-13	-31.30	-52.55	2.10	12.50	V
	3299.36	-62.87	-13	-49.87	-71.76	2.86	13.90	V
Middle	1660	-58.24	-13	-45.24	-65.21	1.58	10.70	H
	2490	-39.84	-13	-26.84	-48.09	2.102	12.50	H
	3319.36	-63.19	-13	-50.19	-72.08	2.856	13.90	H
	1660	-58.64	-13	-45.64	-65.61	1.58	10.70	V
	2490	-42.39	-13	-29.39	-50.64	2.10	12.50	V
	3319.36	-63.71	-13	-50.71	-72.60	2.86	13.90	V
Highest	1670	-57.77	-13	-44.77	-64.74	1.58	10.70	H
	2504	-45.67	-13	-32.67	-53.92	2.102	12.50	H
	3339.36	-61.62	-13	-48.62	-70.51	2.856	13.90	H
	1670	-57.99	-13	-44.99	-64.96	1.58	10.70	V
	2504	-46.40	-13	-33.40	-54.65	2.10	12.50	V
	3339.36	-63.34	-13	-50.34	-72.23	2.86	13.90	V

Remark: Spurious emissions within 30-1000MHz were found more than 20dB below limit line.



LTE Band 41 / 20MHz / QPSK								
Channel	Frequency ( MHz )	EIRP ( dBm )	Limit ( dBm )	Over Limit ( dB )	S.G. Power ( dBm )	TX Cable loss ( dB )	TX Antenna Gain (dBi)	Polarization (H/V)
Lowest	5000	-63.55	-25	-38.55	-73.76	3.03	13.24	H
	7505	-59.23	-25	-34.23	-68.68	3.56	13.01	H
	10000	-56.54	-25	-31.54	-66.06	3.92	13.44	H
	5000	-64.66	-25	-39.66	-74.87	3.03	13.24	V
	7505	-56.81	-25	-31.81	-66.26	3.56	13.01	V
	10000	-58.03	-25	-33.03	-67.55	3.92	13.44	V
Middle	5170	-59.22	-25	-34.22	-69.43	3.03	13.24	H
	7750	-49.81	-25	-24.81	-59.26	3.56	13.01	H
	10340	-57.62	-25	-32.62	-67.14	3.92	13.44	H
	5170	-62.08	-25	-37.08	-72.29	3.03	13.24	V
	7750	-48.72	-25	-23.72	-58.17	3.56	13.01	V
	10340	-57.80	-25	-32.80	-67.32	3.92	13.44	V
Highest	5340	-63.61	-25	-38.61	-73.82	3.03	13.24	H
	8010	-59.43	-25	-34.43	-68.88	3.56	13.01	H
	10680	-56.04	-25	-31.04	-65.56	3.92	13.44	H
	5340	-63.27	-25	-38.27	-73.48	3.03	13.24	V
	8010	-59.36	-25	-34.36	-68.81	3.56	13.01	V
	10680	-56.49	-25	-31.49	-66.01	3.92	13.44	V

Remark: Spurious emissions within 30-1000MHz were found more than 20dB below limit line.



LTE Band 66 / 20MHz / QPSK								
Channel	Frequency ( MHz )	EIRP ( dBm )	Limit ( dBm )	Over Limit ( dB )	S.G. Power ( dBm )	TX Cable loss ( dB )	TX Antenna Gain (dBi)	Polarization (H/V)
Lowest	3422.18	-53.93	-13	-40.93	-64.67	2.604	13.34	H
	5133.27	-56.04	-13	-43.04	-66.55	3.011	13.52	H
	6844.36	-53.14	-13	-40.14	-63.34	3.271	13.47	H
	3422.18	-54.51	-13	-41.51	-65.25	2.604	13.34	V
	5133.27	-55.65	-13	-42.65	-66.16	3.011	13.52	V
	6844.36	-52.73	-13	-39.73	-62.93	3.271	13.47	V
Middle	3472.18	-54.62	-13	-41.62	-65.36	2.604	13.34	H
	5208	-55.98	-13	-42.98	-66.49	3.011	13.52	H
	6944.36	-52.59	-13	-39.59	-62.79	3.271	13.47	H
	3472.18	-55.73	-13	-42.73	-66.47	2.604	13.34	V
	5208	-56.24	-13	-43.24	-66.75	3.011	13.52	V
	6944.36	-52.36	-13	-39.36	-62.56	3.271	13.47	V
Highest	3522	-54.52	-13	-41.52	-65.26	2.604	13.34	H
	5283.27	-56.84	-13	-43.84	-67.35	3.011	13.52	H
	7044.35	-51.16	-13	-38.16	-61.36	3.271	13.47	H
	3522.18	-56.83	-13	-43.83	-67.57	2.604	13.34	V
	5283.27	-56.85	-13	-43.85	-67.36	3.011	13.52	V
	7044	-50.64	-13	-37.64	-60.84	3.271	13.47	V

Remark: Spurious emissions within 30-1000MHz were found more than 20dB below limit line.



LTE Band 71 / 20MHz / QPSK								
Channel	Frequency ( MHz )	EIRP ( dBm )	Limit ( dBm )	Over Limit ( dB )	S.G. Power ( dBm )	TX Cable loss ( dB )	TX Antenna Gain (dBi)	Polarization (H/V)
Lowest	1328	-67.15	-13	-54.15	-68.90	1.02	4.92	H
	1992	-66.21	-13	-53.21	-68.18	1.27	5.39	H
	2656	-63.43	-13	-50.43	-66.36	1.49	6.57	H
	1328	-67.68	-13	-54.68	-69.43	1.02	4.92	V
	1992	-66.20	-13	-53.20	-68.17	1.27	5.39	V
	2656	-63.85	-13	-50.85	-66.78	1.49	6.57	V
Middle	1348	-68.00	-13	-55.00	-69.75	1.02	4.92	H
	2022	-66.36	-13	-53.36	-68.33	1.27	5.39	H
	2696	-62.56	-13	-49.56	-65.49	1.49	6.57	H
	1348	-68.49	-13	-55.49	-70.24	1.02	4.92	V
	2022	-66.46	-13	-53.46	-68.43	1.27	5.39	V
	2696	-62.78	-13	-49.78	-65.71	1.49	6.57	V
Highest	1358	-67.17	-13	-54.17	-68.92	1.02	4.92	H
	2038	-66.38	-13	-53.38	-68.35	1.27	5.39	H
	2716	-62.93	-13	-49.93	-65.86	1.49	6.57	H
	1358	-67.23	-13	-54.23	-68.98	1.02	4.92	V
	2038	-66.43	-13	-53.43	-68.40	1.27	5.39	V
	2716	-63.10	-13	-50.10	-66.03	1.49	6.57	V

Remark: Spurious emissions within 30-1000MHz were found more than 20dB below limit line.



LTE Band 41C_CA / 20MHz+20MHz / QPSK								
Channel	Frequency ( MHz )	EIRP ( dBm )	Limit ( dBm )	Over Limit ( dB )	S.G. Power ( dBm )	TX Cable loss ( dB )	TX Antenna Gain (dBi)	Polarization (H/V)
Lowest	4995	-66.91	-25	-41.91	-77.12	3.03	13.24	H
	7490	-59.55	-25	-34.55	-69.00	3.56	13.01	H
	9990	-57.16	-25	-32.16	-66.68	3.92	13.44	H
	4995	-66.64	-25	-41.64	-76.85	3.03	13.24	V
	7490	-59.79	-25	-34.79	-69.24	3.56	13.01	V
	9990	-58.27	-25	-33.27	-67.79	3.92	13.44	V
Middle	5150	-64.72	-25	-39.72	-74.93	3.03	13.24	H
	7720	-53.54	-25	-28.54	-62.99	3.56	13.01	H
	10300	-57.22	-25	-32.22	-66.74	3.92	13.44	H
	5150	-63.43	-25	-38.43	-73.64	3.03	13.24	V
	7720	-52.77	-25	-27.77	-62.22	3.56	13.01	V
	10300	-57.23	-25	-32.23	-66.75	3.92	13.44	V
Highest	5305	-66.16	-25	-41.16	-76.37	3.03	13.24	H
	7955	-60.15	-25	-35.15	-69.60	3.56	13.01	H
	10610	-56.46	-25	-31.46	-65.98	3.92	13.44	H
	5305	-66.21	-25	-41.21	-76.42	3.03	13.24	V
	7955	-57.55	-25	-32.55	-67.00	3.56	13.01	V
	10610	-56.61	-25	-31.61	-66.13	3.92	13.44	V