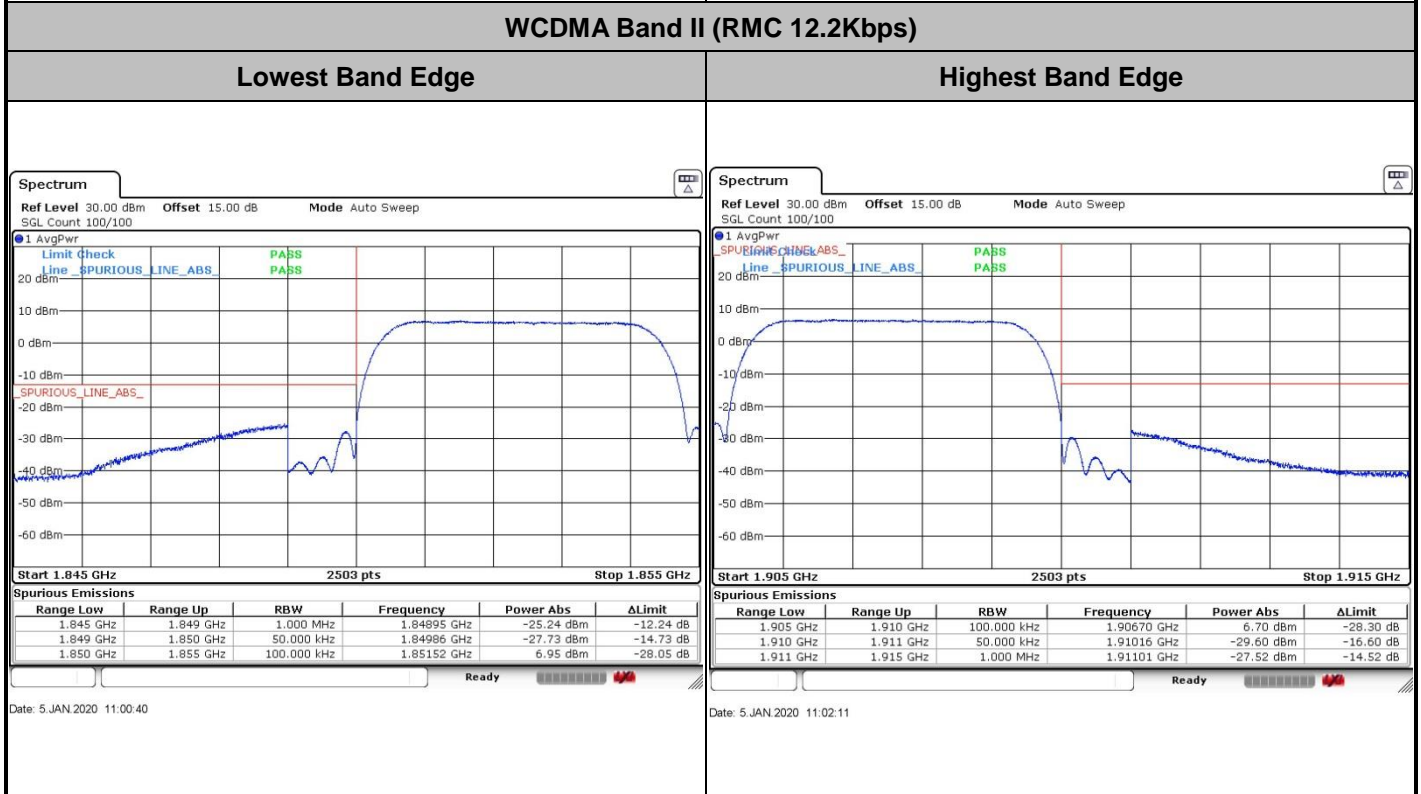
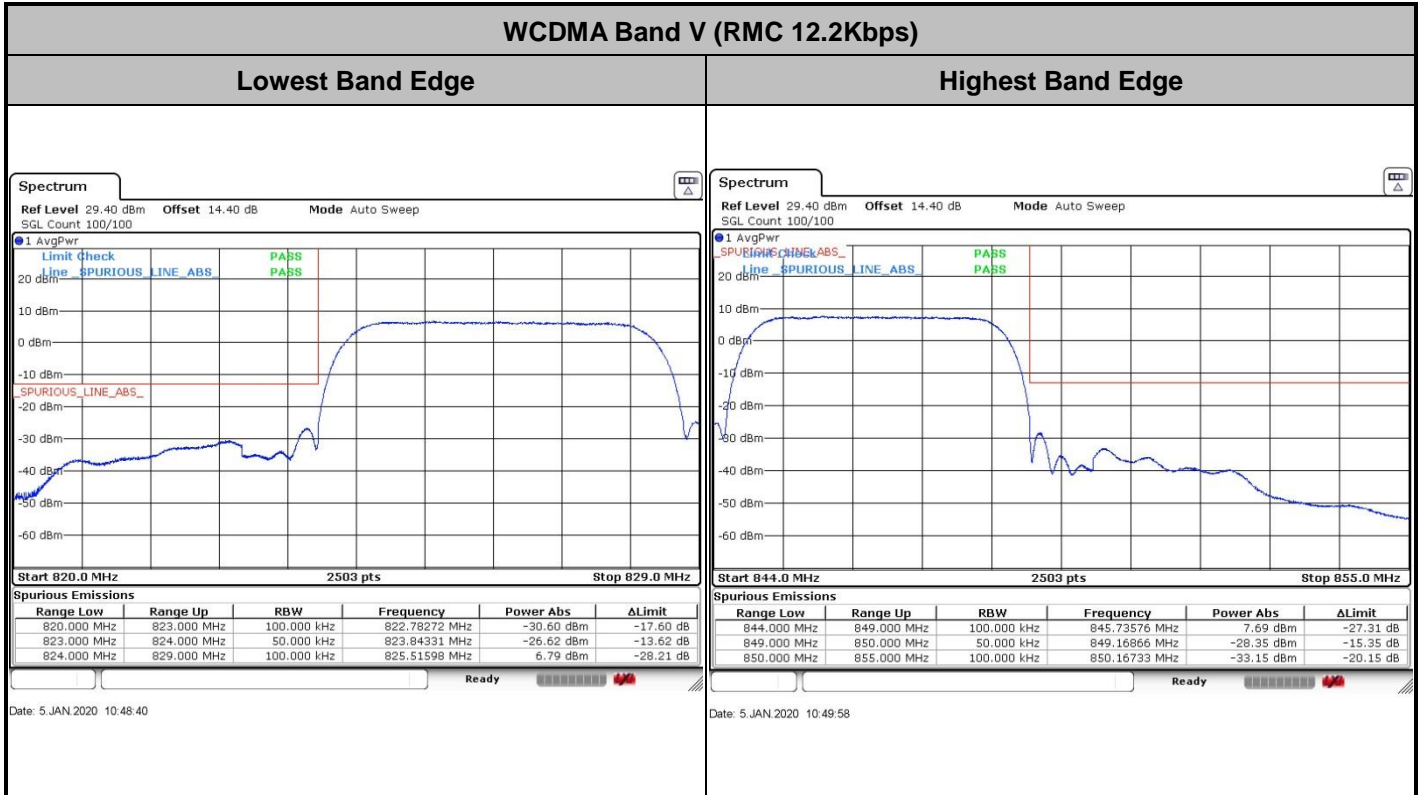
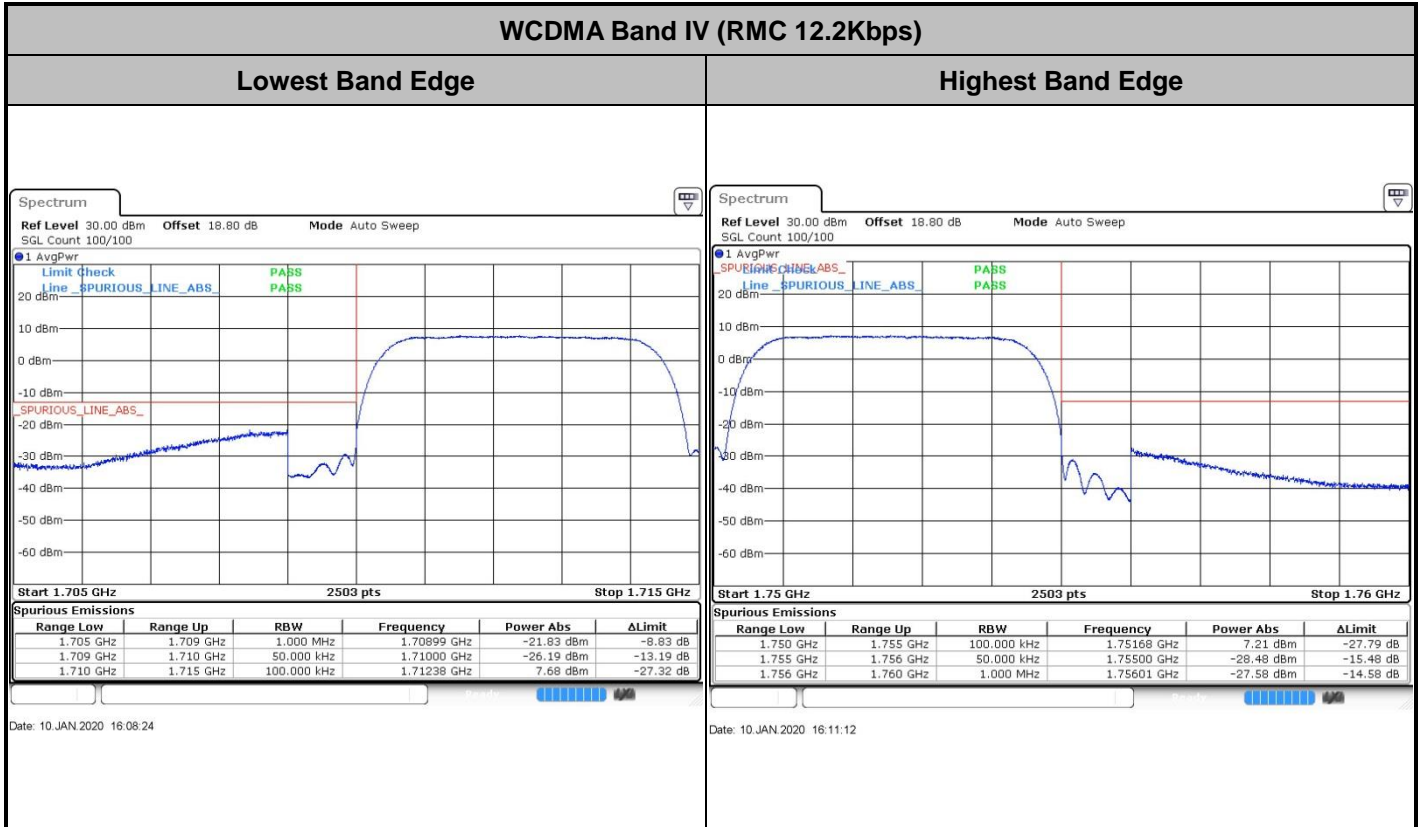




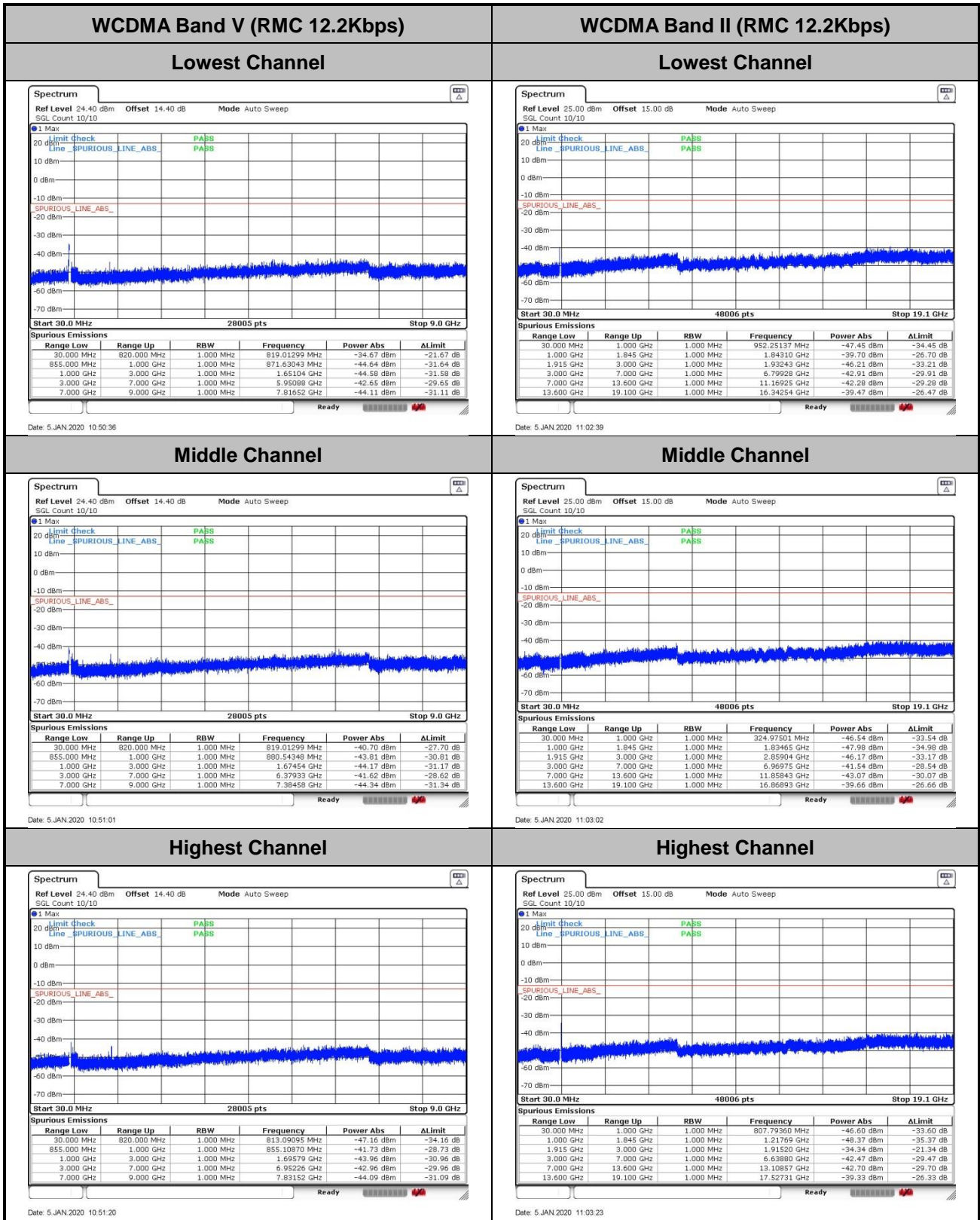
Conducted Band Edge

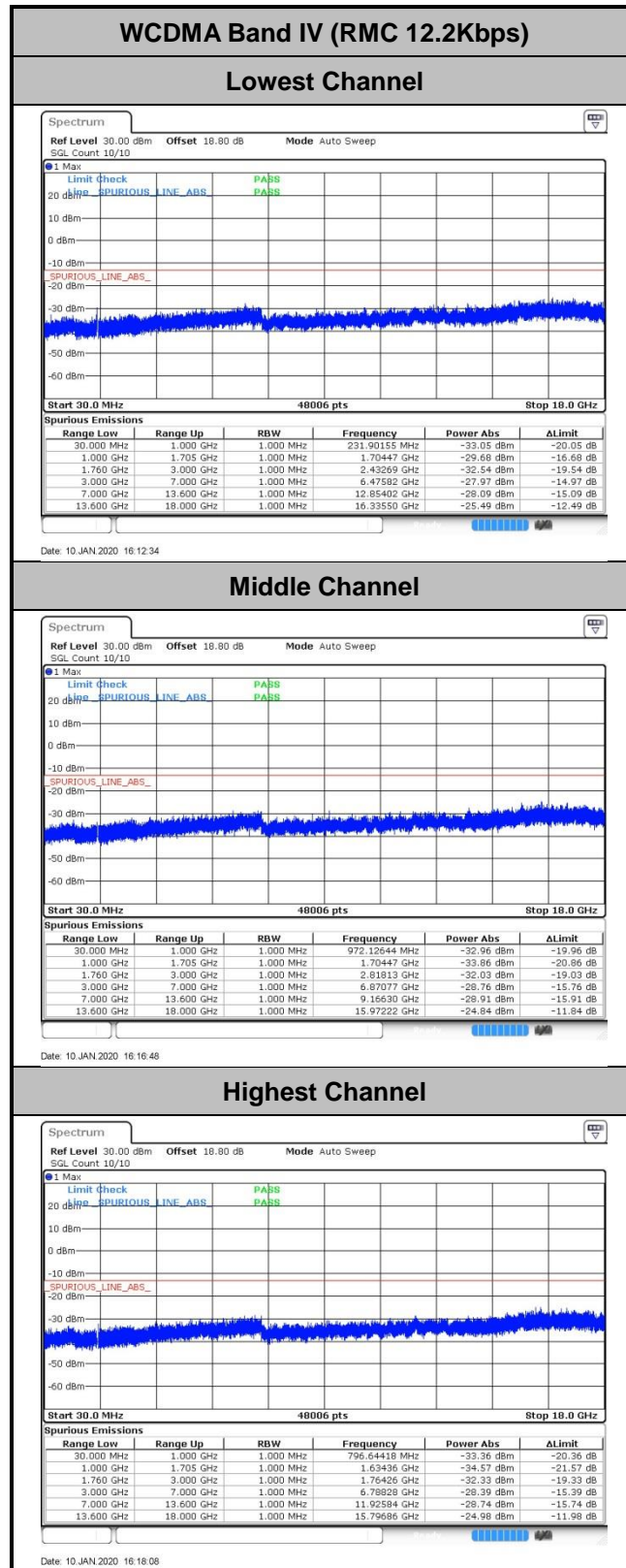






Conducted Spurious Emission







Frequency Stability

Test Conditions	Middle Channel	WCDMA Band V (RMC 12.2Kbps)	Limit 2.5ppm
Temperature (°C)	Voltage (Volt)	Deviation (ppm)	Result
50	Normal Voltage	0.0000	PASS
40	Normal Voltage	0.0024	
30	Normal Voltage	0.0036	
20(Ref.)	Normal Voltage	0.0000	
10	Normal Voltage	0.0060	
0	Normal Voltage	0.0108	
-10	Normal Voltage	0.0060	
-20	Normal Voltage	0.0072	
-30	Normal Voltage	0.0072	
20	Maximum Voltage	0.0131	
20	Normal Voltage	0.0024	
20	Battery End Point	0.0084	

Note: Normal Voltage = 3.85V ; Battery End Point (BEP) =3.65V. ; Maximum Voltage =4.4V

Test Conditions	Middle Channel	WCDMA Band II (RMC 12.2Kbps)	Limit Note 2.
Temperature (°C)	Voltage (Volt)	Deviation (ppm)	Result
50	Normal Voltage	0.0021	PASS
40	Normal Voltage	0.0032	
30	Normal Voltage	0.0069	
20(Ref.)	Normal Voltage	0.0000	
10	Normal Voltage	0.0005	
0	Normal Voltage	0.0027	
-10	Normal Voltage	0.0053	
-20	Normal Voltage	0.0037	
-30	Normal Voltage	0.0069	
20	Maximum Voltage	0.0037	
20	Normal Voltage	0.0074	
20	Battery End Point	0.0048	

Note:

1. Normal Voltage = 3.85V ; Battery End Point (BEP) =3.65V. ; Maximum Voltage =4.4V
2. The frequency fundamental emissions stay within the authorized frequency block based on the frequency deviation measured is small.



Test Conditions	Middle Channel	WCDMA Band IV (RMC 12.2Kbps)	Limit Note 2.
Temperature (°C)	Voltage (Volt)	Deviation (ppm)	Result
50	Normal Voltage	0.0012	PASS
40	Normal Voltage	0.0098	
30	Normal Voltage	0.0049	
20(Ref.)	Normal Voltage	0.0000	
10	Normal Voltage	0.0037	
0	Normal Voltage	0.0122	
-10	Normal Voltage	0.0110	
-20	Normal Voltage	0.0000	
-30	Normal Voltage	0.0085	
20	Maximum Voltage	0.0061	
20	Normal Voltage	0.0183	
20	Battery End Point	0.0134	

Note:

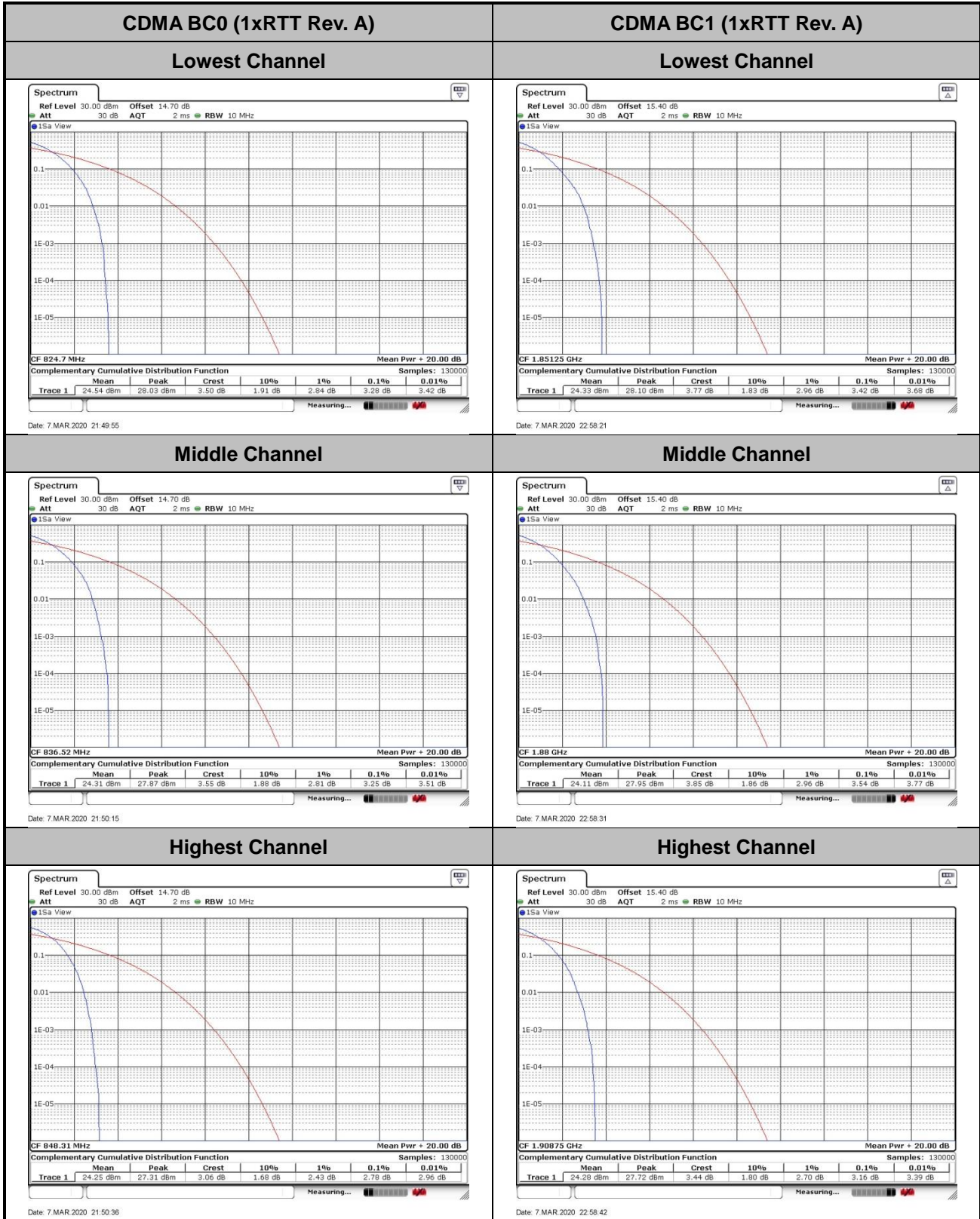
1. Normal Voltage = 3.85V ; Battery End Point (BEP) =3.65V. ; Maximum Voltage =4.4V
2. The frequency fundamental emissions stay within the authorized frequency block based on the frequency deviation measured is small.



CDMA

Peak-to-Average Ratio

Mode	CDMA BC0	CDMA BC1	Limit: 13dB
Mod.	1xRTT Rev. A	1xRTT Rev. A	Result
Lowest CH	3.28	3.42	PASS
Middle CH	3.25	3.54	
Highest CH	2.78	3.16	





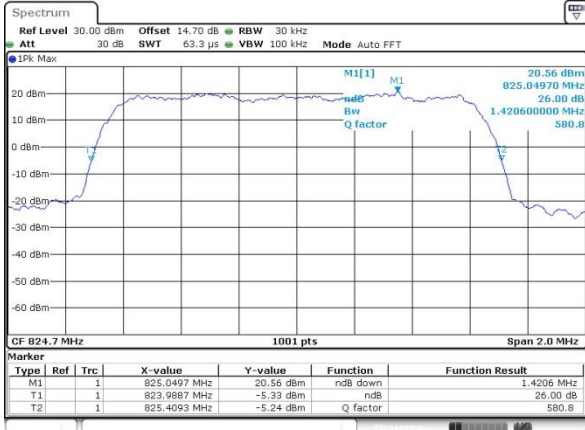
26dB Bandwidth

Mode	CDMA BC0	CDMA BC1
Mod.	1xRTT Rev. A	1xRTT Rev. A
Lowest CH	1.4206	1.4306
Middle CH	1.4286	1.4286
Highest CH	1.4326	1.4326



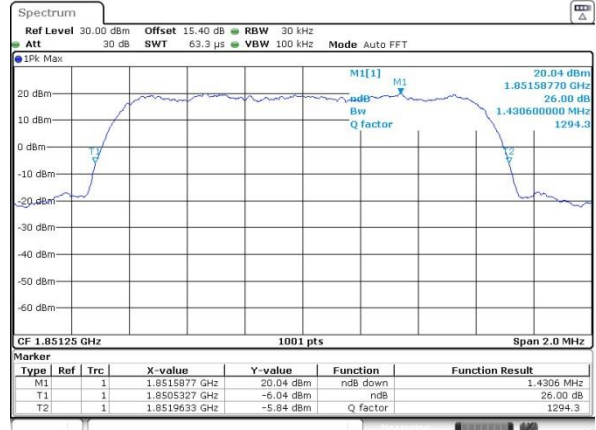
CDMA BC0 (1xRTT Rev. A)

Lowest Channel

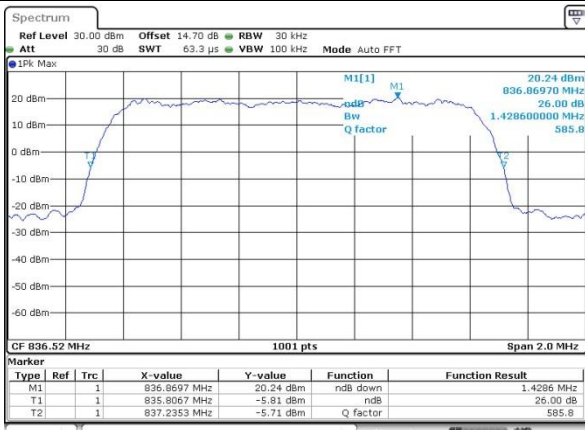


CDMA BC1 (1xRTT Rev. A)

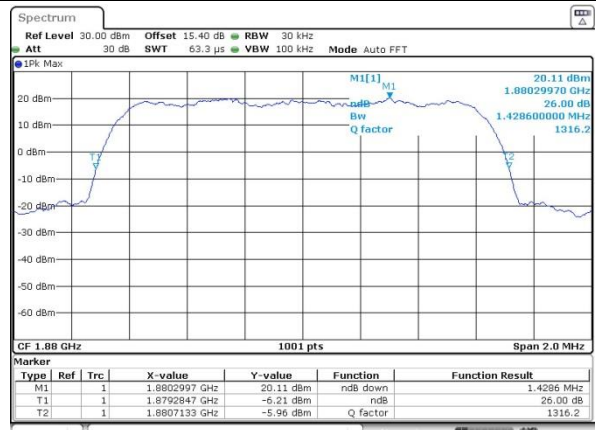
Lowest Channel



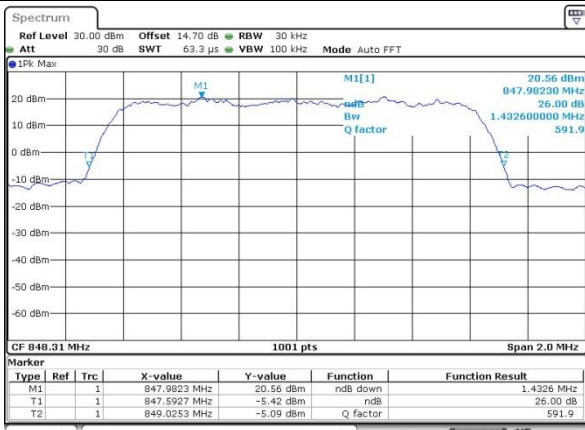
Middle Channel



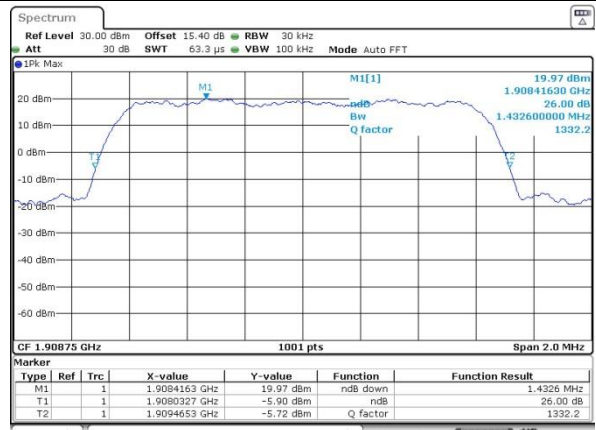
Middle Channel



Highest Channel



Highest Channel





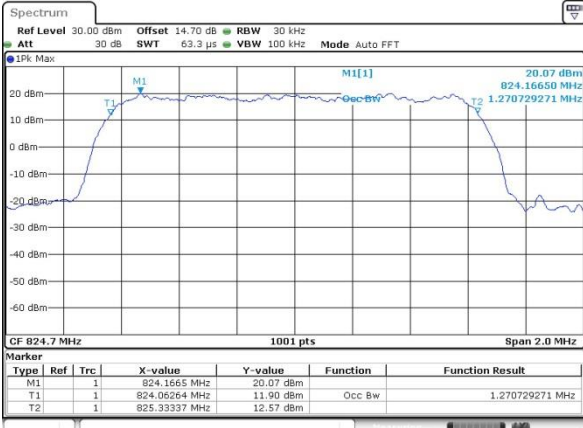
Occupied Bandwidth

Mode	CDMA BC0	CDMA BC1
Mod.	1xRTT Rev. A	1xRTT Rev. A
Lowest CH	1.27	1.27
Middle CH	1.27	1.27
Highest CH	1.27	1.27



CDMA BC0 (1xRTT Rev. A)

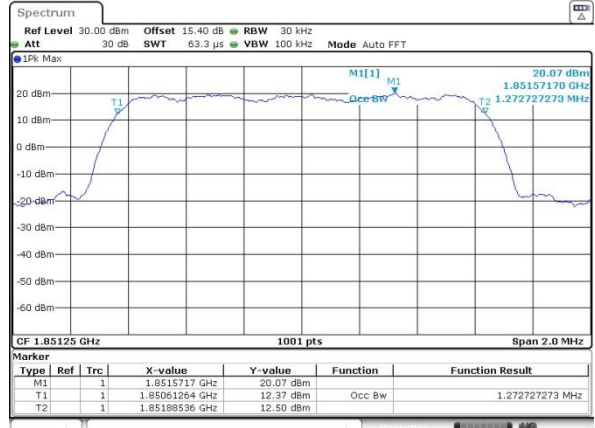
Lowest Channel



Date: 7.MAR.2020 21:28:01

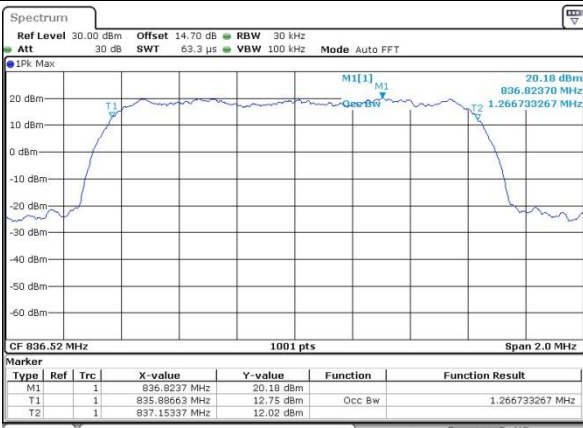
CDMA BC1(1xRTT Rev. A)

Lowest Channel



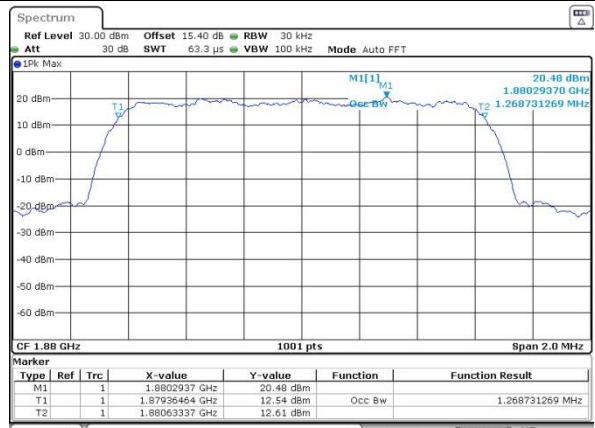
Date: 7.MAR.2020 22:41:27

Middle Channel



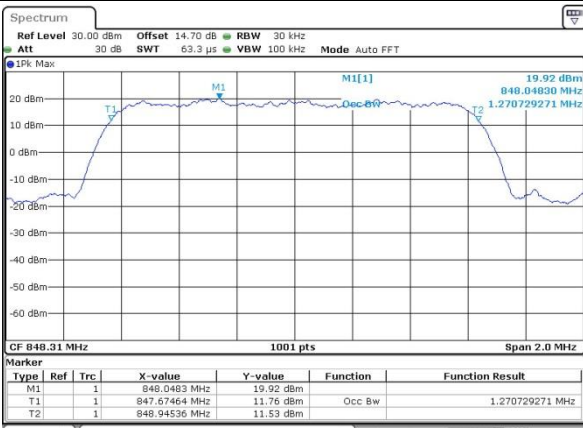
Date: 7.MAR.2020 21:28:28

Middle Channel



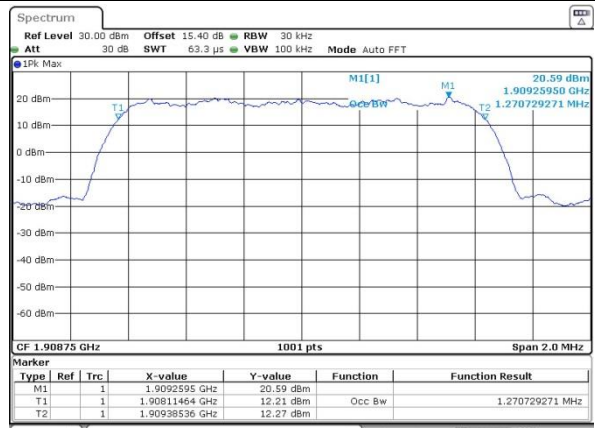
Date: 7.MAR.2020 22:41:58

Highest Channel



Date: 7.MAR.2020 21:28:48

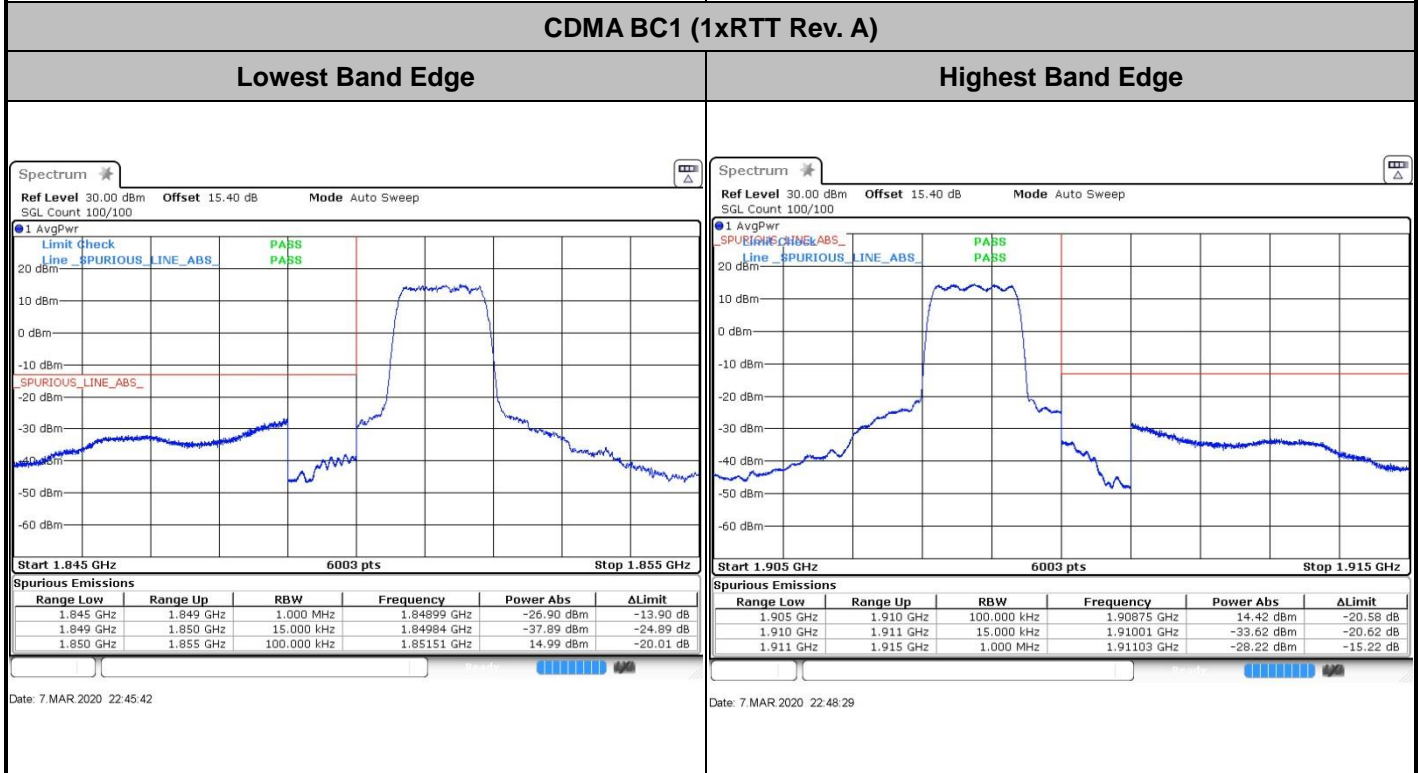
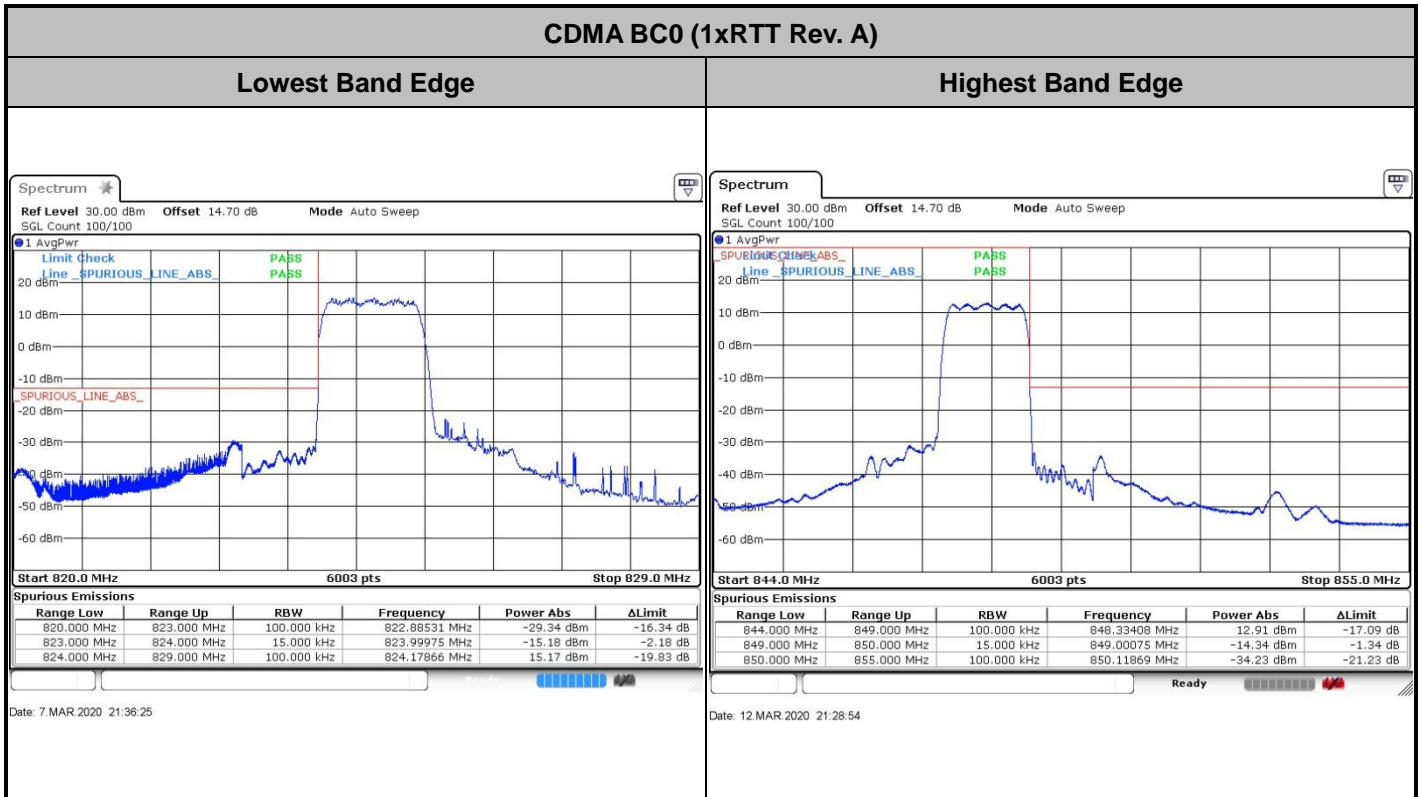
Highest Channel



Date: 7.MAR.2020 22:42:39

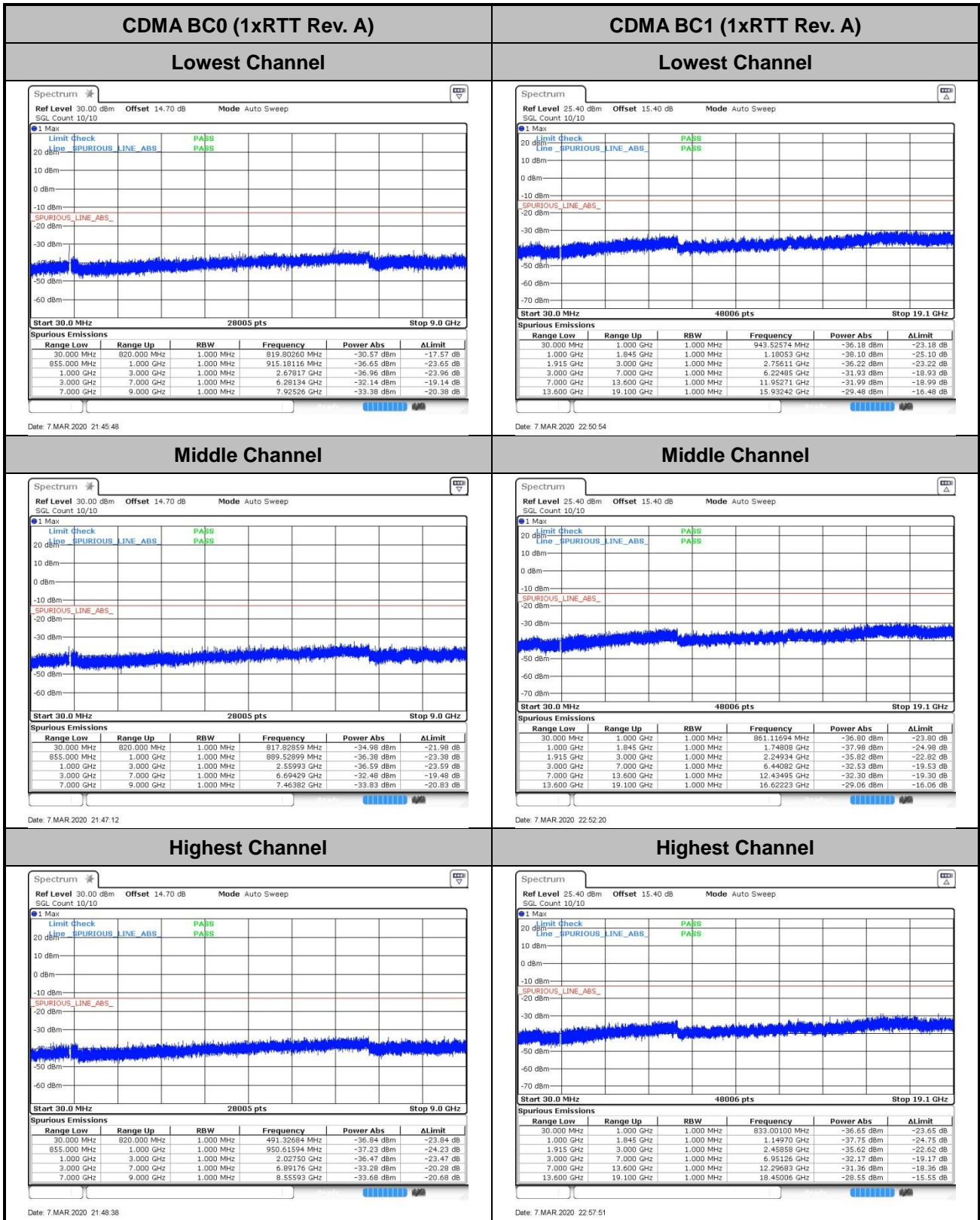


Conducted Band Edge





Conducted Spurious Emission





Frequency Stability

Test Conditions	Middle Channel	CDMA BC0 (1xRTT Rev. A)	Limit 2.5ppm
Temperature (°C)	Voltage (Volt)	Deviation (ppm)	Result
50	Normal Voltage	0.0142	PASS
40	Normal Voltage	0.0131	
30	Normal Voltage	0.0072	
20(Ref.)	Normal Voltage	0.0000	
10	Normal Voltage	0.0048	
0	Normal Voltage	0.0167	
-10	Normal Voltage	0.0036	
-20	Normal Voltage	0.0097	
-30	Normal Voltage	0.0072	
20	Maximum Voltage	0.0108	
20	Normal Voltage	0.0012	
20	Battery End Point	0.0106	

Note: Normal Voltage = 3.85V ; Battery End Point (BEP) = 3.65V. ; Maximum Voltage =4.4V

Test Conditions	Middle Channel	CDMA BC1 (1xRTT Rev. A)	Limit Note 2.
Temperature (°C)	Voltage (Volt)	Deviation (ppm)	Result
50	Normal Voltage	0.0090	PASS
40	Normal Voltage	0.0043	
30	Normal Voltage	0.0102	
20(Ref.)	Normal Voltage	0.0000	
10	Normal Voltage	0.0027	
0	Normal Voltage	0.0032	
-10	Normal Voltage	0.0049	
-20	Normal Voltage	0.0000	
-30	Normal Voltage	0.0038	
20	Maximum Voltage	0.0074	
20	Normal Voltage	0.0021	
20	Battery End Point	0.0086	

Note:

1. Normal Voltage = 3.85V ; Battery End Point (BEP) = 3.65V. ; Maximum Voltage =4.4V
2. The frequency fundamental emissions stay within the authorized frequency block based on the frequency deviation measured is small.



Appendix B. Test Results of Radiated Test

Radiated Spurious Emission

GSM850 (GSM)								
Channel	Frequency (MHz)	ERP (dBm)	Limit (dBm)	Over Limit (dB)	S.G. Power (dBm)	TX Cable loss (dB)	TX Antenna Gain (dBi)	Polarization (H/V)
Lowest	1648	-44.68	-13	-31.68	-51.65	1.58	10.70	H
	2472	-25.70	-13	-12.70	-33.95	2.102	12.50	H
	3294	-53.04	-13	-40.04	-61.93	2.856	13.90	H
	4122	-50.91	-13	-37.91	-59.37	2.689	13.30	H
	4944	-52.06	-13	-39.06	-59.82	3.093	13.00	H
	5766	-50.20	-13	-37.20	-58.97	3.178	14.10	H
	1648	-41.47	-13	-28.47	-48.44	1.58	10.70	V
	2472	-23.14	-13	-10.14	-31.39	2.10	12.50	V
	3294	-47.00	-13	-34.00	-55.89	2.86	13.90	V
	4122	-44.97	-13	-31.97	-53.43	2.69	13.30	V
	4944	-44.44	-13	-31.44	-52.20	3.09	13.00	V
5766	-50.49	-13	-37.49	-59.26	3.18	14.10	V	
Middle	1672	-43.32	-13	-30.32	-50.29	1.58	10.70	H
	2510	-26.91	-13	-13.91	-35.16	2.102	12.50	H
	3348	-45.90	-13	-32.90	-54.79	2.856	13.90	H
	4182	-58.18	-13	-45.18	-66.64	2.689	13.30	H
	5016	-52.68	-13	-39.68	-60.44	3.093	13.00	H
	5856	-49.63	-13	-36.63	-58.40	3.178	14.10	H
	1672	-44.10	-13	-31.10	-51.07	1.58	10.70	V
	2510	-27.39	-13	-14.39	-35.64	2.10	12.50	V
	3348	-53.02	-13	-40.02	-61.91	2.86	13.90	V
	4182	-46.72	-13	-33.72	-55.18	2.69	13.30	V
	5016	-44.92	-13	-31.92	-52.68	3.09	13.00	V
5856	-50.41	-13	-37.41	-59.18	3.18	14.10	V	
6690	-53.18	-13	-40.18	-60.42	3.31	12.70	V	
Highest	1698	-46.32	-13	-33.32	-53.29	1.58	10.70	H
	2546	-33.77	-13	-20.77	-42.02	2.102	12.50	H
	3396	-53.40	-13	-40.40	-62.29	2.856	13.90	H
	4242	-56.03	-13	-43.03	-64.49	2.689	13.30	H
	5094	-54.06	-13	-41.06	-61.82	3.093	13.00	H
	1698	-48.47	-13	-35.47	-55.44	1.58	10.70	V
	2546	-34.25	-13	-21.25	-42.50	2.10	12.50	V
	3396	-56.10	-13	-43.10	-64.99	2.86	13.90	V
	4242	-50.21	-13	-37.21	-58.67	2.69	13.30	V
5094	-55.48	-13	-42.48	-63.24	3.09	13.00	V	

Remark: Spurious emissions within 30-1000MHz were found more than 20dB below limit line.



GSM850 (EDGE 1 Tx slots)								
Channel	Frequency (MHz)	ERP (dBm)	Limit (dBm)	Over Limit (dB)	S.G. Power (dBm)	TX Cable loss (dB)	TX Antenna Gain (dBi)	Polarization (H/V)
Lowest	1648	-44.43	-13	-31.43	-51.40	1.58	10.70	H
	2472	-26.72	-13	-13.72	-34.97	2.102	12.50	H
	3294	-54.65	-13	-41.65	-63.54	2.856	13.90	H
	4122	-53.97	-13	-40.97	-62.43	2.689	13.30	H
	4944	-48.94	-13	-35.94	-56.70	3.093	13.00	H
	5772	-50.08	-13	-37.08	-58.85	3.178	14.10	H
	1648	-45.42	-13	-32.42	-52.39	1.58	10.70	V
	2472	-21.62	-13	-8.62	-29.87	2.10	12.50	V
	3294	-43.17	-13	-30.17	-52.06	2.86	13.90	V
	4122	-40.57	-13	-27.57	-49.03	2.69	13.30	V
	4944	-47.03	-13	-34.03	-54.79	3.09	13.00	V
5766	-48.43	-13	-35.43	-57.20	3.18	14.10	V	
Middle	1672	-44.43	-13	-31.43	-51.40	1.58	10.70	H
	2510	-27.64	-13	-14.64	-35.89	2.102	12.50	H
	3345.6	-54.51	-13	-41.51	-63.40	2.856	13.90	H
	4182	-55.34	-13	-42.34	-63.80	2.689	13.30	H
	5016	-52.77	-13	-39.77	-60.53	3.093	13.00	H
	1672	-44.63	-13	-31.63	-51.60	1.58	10.70	V
	2510	-27.21	-13	-14.21	-35.46	2.10	12.50	V
	3348	-53.82	-13	-40.82	-62.71	2.86	13.90	V
	4182	-46.49	-13	-33.49	-54.95	2.69	13.30	V
	5016	-50.98	-13	-37.98	-58.74	3.09	13.00	V
5856	-44.10	-13	-31.10	-52.87	3.18	14.10	V	
Highest	1698	-47.18	-13	-34.18	-54.15	1.58	10.70	H
	2546	-33.52	-13	-20.52	-41.77	2.102	12.50	H
	3396	-56.63	-13	-43.63	-65.52	2.856	13.90	H
	1698	-47.38	-13	-34.38	-54.35	1.58	10.70	V
	2546	-35.11	-13	-22.11	-43.36	2.10	12.50	V
	3396	-56.80	-13	-43.80	-65.69	2.86	13.90	V
	4242	-45.33	-13	-32.33	-53.79	2.69	13.30	V
	5094	-51.30	-13	-38.30	-59.06	3.09	13.00	V

Remark: Spurious emissions within 30-1000MHz were found more than 20dB below limit line.



GSM1900 (GSM)								
Channel	Frequency (MHz)	EIRP (dBm)	Limit (dBm)	Over Limit (dB)	S.G. Power (dBm)	TX Cable loss (dB)	TX Antenna Gain (dBi)	Polarization (H/V)
Lowest	3699	-57.55	-13	-44.55	-69.81	2.641	14.90	H
	5550.6	-55.47	-13	-42.47	-67.33	2.94	14.80	H
	7400.8	-50.12	-13	-37.12	-59.89	3.39	13.16	H
	3699	-57.43	-13	-44.43	-69.69	2.64	14.90	V
	5550	-55.39	-13	-42.39	-67.25	2.94	14.80	V
	7400.8	-49.74	-13	-36.74	-59.51	3.39	13.16	V
Middle	3759	-57.20	-13	-44.20	-69.46	2.641	14.90	H
	5640	-55.13	-13	-42.13	-66.99	2.94	14.80	H
	7520	-50.28	-13	-37.28	-60.05	3.39	13.16	H
	3759	-56.88	-13	-43.88	-69.14	2.64	14.90	V
	5640	-55.01	-13	-42.01	-66.87	2.94	14.80	V
	7520	-49.65	-13	-36.65	-59.42	3.39	13.16	V
Highest	3819	-57.58	-13	-44.58	-69.84	2.641	14.90	H
	5730	-55.58	-13	-42.58	-67.44	2.94	14.80	H
	7639.2	-50.23	-13	-37.23	-60.00	3.39	13.16	H
	3819	-57.34	-13	-44.34	-69.60	2.64	14.90	V
	5730	-55.02	-13	-42.02	-66.88	2.94	14.80	V
	7639.2	-49.58	-13	-36.58	-59.35	3.39	13.16	V

Remark: Spurious emissions within 30-1000MHz were found more than 20dB below limit line.



GSM1900 (EDGE 1 Tx slots)								
Channel	Frequency (MHz)	EIRP (dBm)	Limit (dBm)	Over Limit (dB)	S.G. Power (dBm)	TX Cable loss (dB)	TX Antenna Gain (dBi)	Polarization (H/V)
Lowest	3699	-57.76	-13	-44.76	-70.02	2.641	14.90	H
	5550	-55.16	-13	-42.16	-67.02	2.94	14.80	H
	7400.8	-50.26	-13	-37.26	-60.03	3.39	13.16	H
	3699	-57.22	-13	-44.22	-69.48	2.64	14.90	V
	5550	-55.20	-13	-42.20	-67.06	2.94	14.80	V
	7400.8	-49.76	-13	-36.76	-59.53	3.39	13.16	V
Middle	3759	-57.21	-13	-44.21	-69.47	2.641	14.90	H
	5640	-55.11	-13	-42.11	-66.97	2.94	14.80	H
	7520	-50.33	-13	-37.33	-60.10	3.39	13.16	H
	3759	-56.96	-13	-43.96	-69.22	2.64	14.90	V
	5640	-54.56	-13	-41.56	-66.42	2.94	14.80	V
	7520	-49.55	-13	-36.55	-59.32	3.39	13.16	V
Highest	3819	-57.62	-13	-44.62	-69.88	2.641	14.90	H
	5730	-55.53	-13	-42.53	-67.39	2.94	14.80	H
	7639.2	-50.32	-13	-37.32	-60.09	3.39	13.16	H
	3819	-57.11	-13	-44.11	-69.37	2.64	14.90	V
	5730	-55.04	-13	-42.04	-66.90	2.94	14.80	V
	7639.2	-49.64	-13	-36.64	-59.41	3.39	13.16	V

Remark: Spurious emissions within 30-1000MHz were found more than 20dB below limit line.



WCDMA Band V(RMC 12.2Kbps)								
Channel	Frequency (MHz)	ERP (dBm)	Limit (dBm)	Over Limit (dB)	S.G. Power (dBm)	TX Cable loss (dB)	TX Antenna Gain (dBi)	Polarization (H/V)
Lowest	1652	-61.46	-13	-48.46	-68.43	1.58	10.70	H
	2479.2	-50.15	-13	-37.15	-58.40	2.102	12.50	H
	3306	-63.84	-13	-50.84	-72.73	2.856	13.90	H
	1652	-60.50	-13	-47.50	-67.47	1.58	10.70	V
	2480	-49.81	-13	-36.81	-58.06	2.10	12.50	V
	3306	-63.65	-13	-50.65	-72.54	2.86	13.90	V
Middle	1672	-59.85	-13	-46.85	-66.82	1.58	10.70	H
	2506	-48.10	-13	-35.10	-56.35	2.102	12.50	H
	3345.6	-64.33	-13	-51.33	-73.22	2.856	13.90	H
	1672	-58.75	-13	-45.75	-65.72	1.58	10.70	V
	2506	-48.78	-13	-35.78	-57.03	2.10	12.50	V
	3345.6	-63.62	-13	-50.62	-72.51	2.86	13.90	V
Highest	1694	-69.51	-13	-56.51	-76.48	1.58	10.70	H
	2539.8	-65.48	-13	-52.48	-73.73	2.102	12.50	H
	3384	-63.74	-13	-50.74	-72.63	2.856	13.90	H
	1692	-59.71	-13	-46.71	-66.68	1.58	10.70	V
	2536	-50.53	-13	-37.53	-58.78	2.10	12.50	V
	3384	-64.00	-13	-51.00	-72.89	2.86	13.90	V

Remark: Spurious emissions within 30-1000MHz were found more than 20dB below limit line.



WCDMA Band II(RMC 12.2Kbps)								
Channel	Frequency (MHz)	EIRP (dBm)	Limit (dBm)	Over Limit (dB)	S.G. Power (dBm)	TX Cable loss (dB)	TX Antenna Gain (dBi)	Polarization (H/V)
Lowest	3705	-56.54	-13	-43.54	-68.80	2.641	14.90	H
	5557.2	-54.42	-13	-41.42	-66.28	2.94	14.80	H
	7409.6	-50.38	-13	-37.38	-60.15	3.39	13.16	H
	3705	-55.07	-13	-42.07	-67.33	2.64	14.90	V
	5556	-54.58	-13	-41.58	-66.44	2.94	14.80	V
	7409.6	-50.10	-13	-37.10	-59.87	3.39	13.16	V
Middle	3759	-56.27	-13	-43.27	-68.53	2.641	14.90	H
	5640	-54.59	-13	-41.59	-66.45	2.94	14.80	H
	7520	-50.42	-13	-37.42	-60.19	3.39	13.16	H
	3759	-55.55	-13	-42.55	-67.81	2.64	14.90	V
	5640	-54.63	-13	-41.63	-66.49	2.94	14.80	V
	7520	-49.61	-13	-36.61	-59.38	3.39	13.16	V
Highest	3816	-56.89	-13	-43.89	-69.15	2.641	14.90	H
	5723	-54.71	-13	-41.71	-66.57	2.94	14.80	H
	7630.4	-50.11	-13	-37.11	-59.88	3.39	13.16	H
	3816	-56.01	-13	-43.01	-68.27	2.64	14.90	V
	5723	-54.64	-13	-41.64	-66.50	2.94	14.80	V
	7630.4	-49.06	-13	-36.06	-58.83	3.39	13.16	V

Remark: Spurious emissions within 30-1000MHz were found more than 20dB below limit line.



WCDMA Band IV(RMC 12.2Kbps)								
Channel	Frequency (MHz)	EIRP (dBm)	Limit (dBm)	Over Limit (dB)	S.G. Power (dBm)	TX Cable loss (dB)	TX Antenna Gain (dBi)	Polarization (H/V)
Lowest	3426	-59.43	-13	-46.43	-70.17	2.604	13.34	H
	5136	-55.99	-13	-42.99	-66.50	3.011	13.52	H
	6849.6	-53.37	-13	-40.37	-63.57	3.271	13.47	H
	3426	-58.94	-13	-45.94	-69.68	2.604	13.34	V
	5137.2	-55.56	-13	-42.56	-66.07	3.011	13.52	V
	6849.6	-52.78	-13	-39.78	-62.98	3.271	13.47	V
Middle	3465.2	-58.26	-13	-45.26	-69.00	2.604	13.34	H
	5196	-56.31	-13	-43.31	-66.82	3.011	13.52	H
	6930	-52.80	-13	-39.80	-63.00	3.271	13.47	H
	3465.2	-59.29	-13	-46.29	-70.03	2.604	13.34	V
	5196	-56.24	-13	-43.24	-66.75	3.011	13.52	V
	6930	-52.48	-13	-39.48	-62.68	3.271	13.47	V
Highest	3504	-59.99	-13	-46.99	-70.73	2.604	13.34	H
	5256	-56.19	-13	-43.19	-66.70	3.011	13.52	H
	7010.4	-51.35	-13	-38.35	-61.55	3.271	13.47	H
	3504	-58.21	-13	-45.21	-68.95	2.604	13.34	V
	5256	-56.07	-13	-43.07	-66.58	3.011	13.52	V
	7010.4	-51.36	-13	-38.36	-61.56	3.271	13.47	V

Remark: Spurious emissions within 30-1000MHz were found more than 20dB below limit line.



CDMA BC0(1xRTT)								
Channel	Frequency (MHz)	ERP (dBm)	Limit (dBm)	Over Limit (dB)	S.G. Power (dBm)	TX Cable loss (dB)	TX Antenna Gain (dBi)	Polarization (H/V)
Lowest	1650	-60.60	-13	-47.60	-67.57	1.58	10.70	H
	2474	-49.19	-13	-36.19	-57.44	2.102	12.50	H
	3300	-63.49	-13	-50.49	-72.38	2.856	13.90	H
	1650	-59.28	-13	-46.28	-66.25	1.58	10.70	V
	2474	-48.04	-13	-35.04	-56.29	2.10	12.50	V
	3300	-63.49	-13	-50.49	-72.38	2.86	13.90	V
Middle	1672	-60.06	-13	-47.06	-67.03	1.58	10.70	H
	2510	-54.41	-13	-41.41	-62.66	2.102	12.50	H
	3348	-63.77	-13	-50.77	-72.66	2.856	13.90	H
	1672	-62.97	-13	-49.97	-69.94	1.58	10.70	V
	2510	-53.26	-13	-40.26	-61.51	2.10	12.50	V
	3348	-63.57	-13	-50.57	-72.46	2.86	13.90	V
Highest	1696	-60.38	-13	-47.38	-67.35	1.58	10.70	H
	2544	-63.25	-13	-50.25	-71.50	2.102	12.50	H
	3396	-63.64	-13	-50.64	-72.53	2.856	13.90	H
	1696	-63.97	-13	-50.97	-70.94	1.58	10.70	V
	2544	-62.69	-13	-49.69	-70.94	2.10	12.50	V
	3396	-63.59	-13	-50.59	-72.48	2.86	13.90	V

Remark: Spurious emissions within 30-1000MHz were found more than 20dB below limit line.



CDMA BC1(1xRTT)								
Channel	Frequency (MHz)	EIRP (dBm)	Limit (dBm)	Over Limit (dB)	S.G. Power (dBm)	TX Cable loss (dB)	TX Antenna Gain (dBi)	Polarization (H/V)
Lowest	3702.5	-57.54	-13	-44.54	-69.80	2.641	14.90	H
	5553.75	-55.14	-13	-42.14	-67.00	2.94	14.80	H
	7404	-50.59	-13	-37.59	-60.36	3.39	13.16	H
	3702	-57.03	-13	-44.03	-69.29	2.64	14.90	V
	5553.75	-54.95	-13	-41.95	-66.81	2.94	14.80	V
	7405	-50.02	-13	-37.02	-59.79	3.39	13.16	V
Middle	3760	-55.99	-13	-42.99	-68.25	2.641	14.90	H
	5640	-51.30	-13	-38.30	-63.16	2.94	14.80	H
	7520	-50.17	-13	-37.17	-59.94	3.39	13.16	H
	3760	-54.84	-13	-41.84	-67.10	2.64	14.90	V
	5640	-54.38	-13	-41.38	-66.24	2.94	14.80	V
	7520	-49.64	-13	-36.64	-59.41	3.39	13.16	V
Highest	3816	-57.30	-13	-44.30	-69.56	2.641	14.90	H
	5726.4	-55.24	-13	-42.24	-67.10	2.94	14.80	H
	7635.2	-50.47	-13	-37.47	-60.24	3.39	13.16	H
	3817.6	-57.19	-13	-44.19	-69.45	2.64	14.90	V
	5726.4	-54.77	-13	-41.77	-66.63	2.94	14.80	V
	7638	-49.83	-13	-36.83	-59.60	3.39	13.16	V

Remark: Spurious emissions within 30-1000MHz were found more than 20dB below limit line.