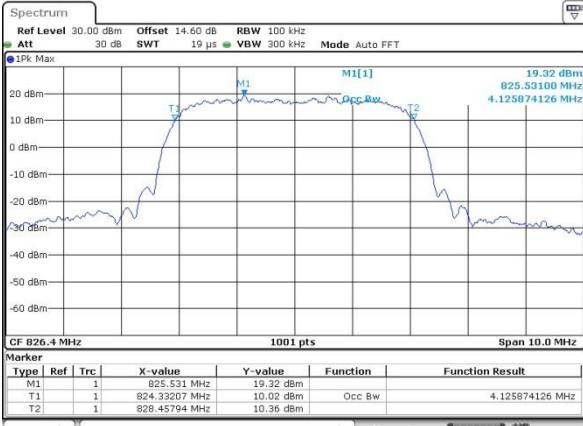




WCDMA Band V (RMC 12.2Kbps)

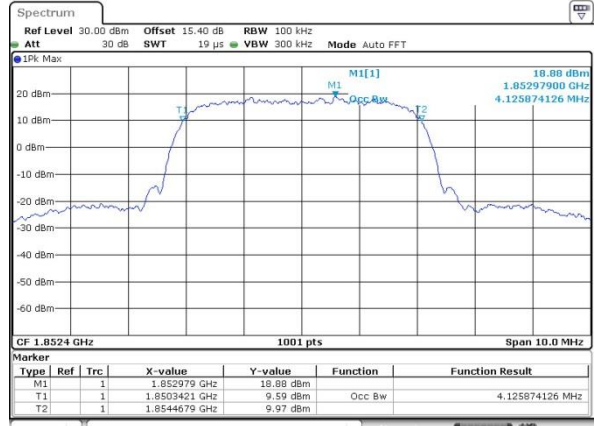
Lowest Channel



Date: 12.OCT.2019 00:22:32

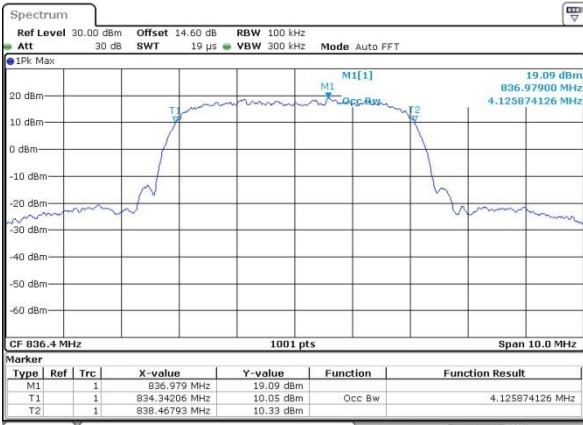
WCDMA Band II (RMC 12.2Kbps)

Lowest Channel



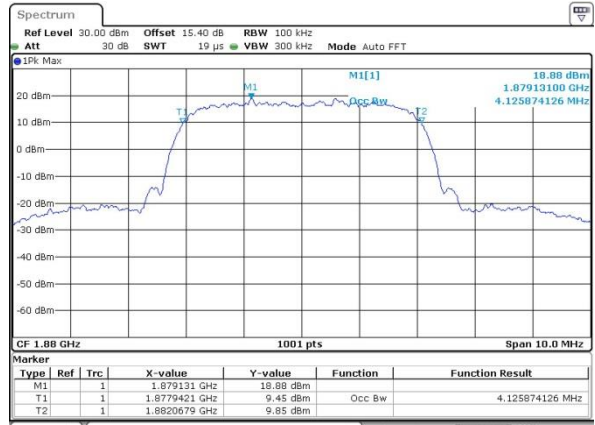
Date: 12.OCT.2019 03:03:41

Middle Channel



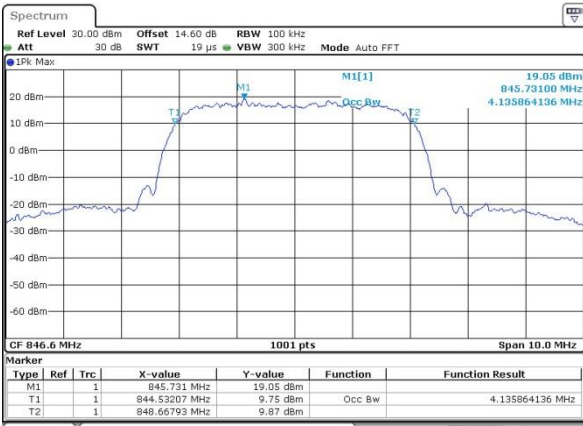
Date: 12.OCT.2019 00:23:06

Middle Channel



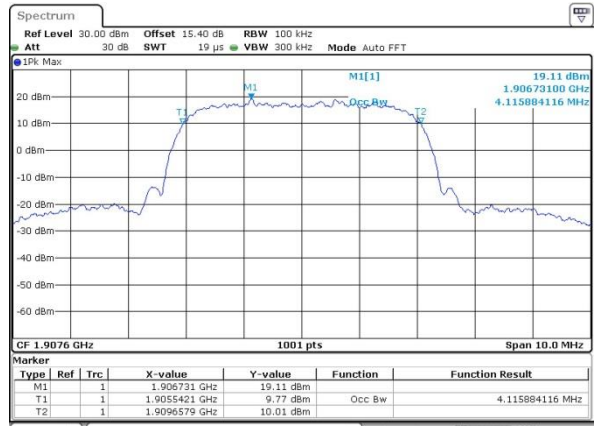
Date: 12.OCT.2019 03:04:16

Highest Channel

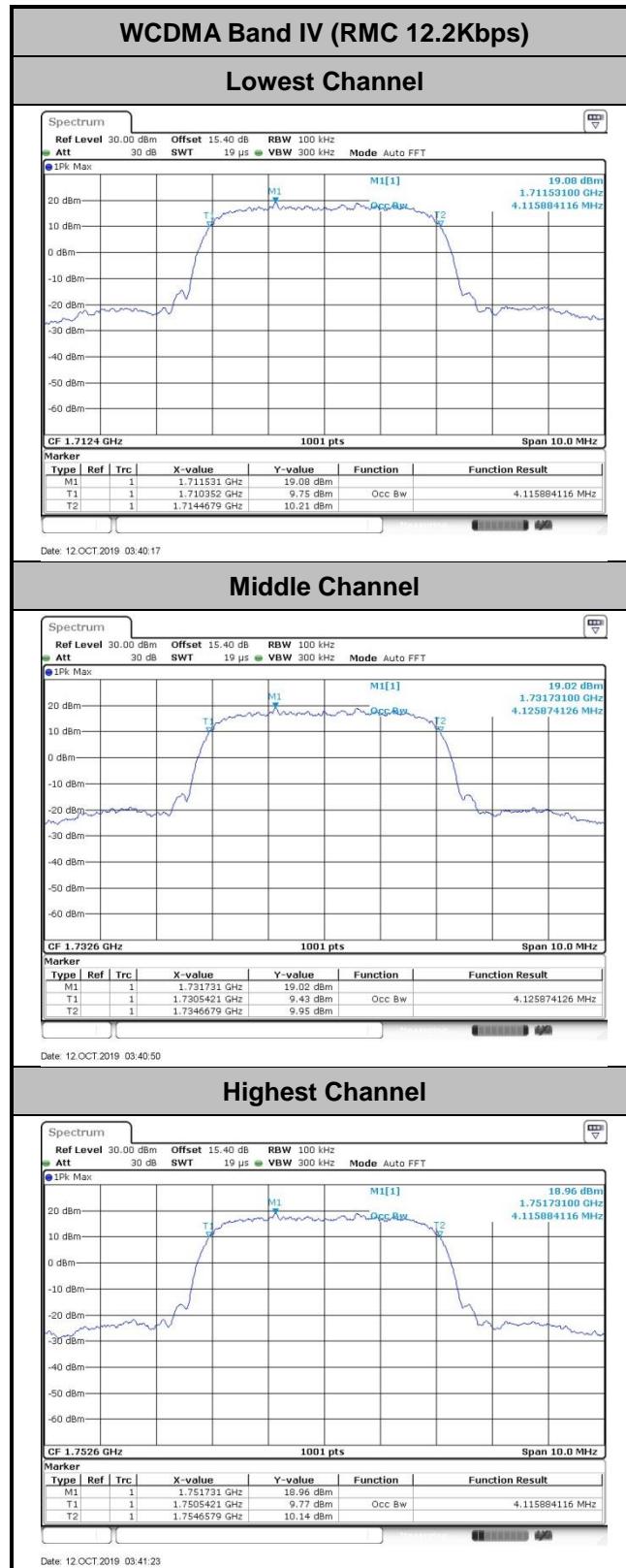


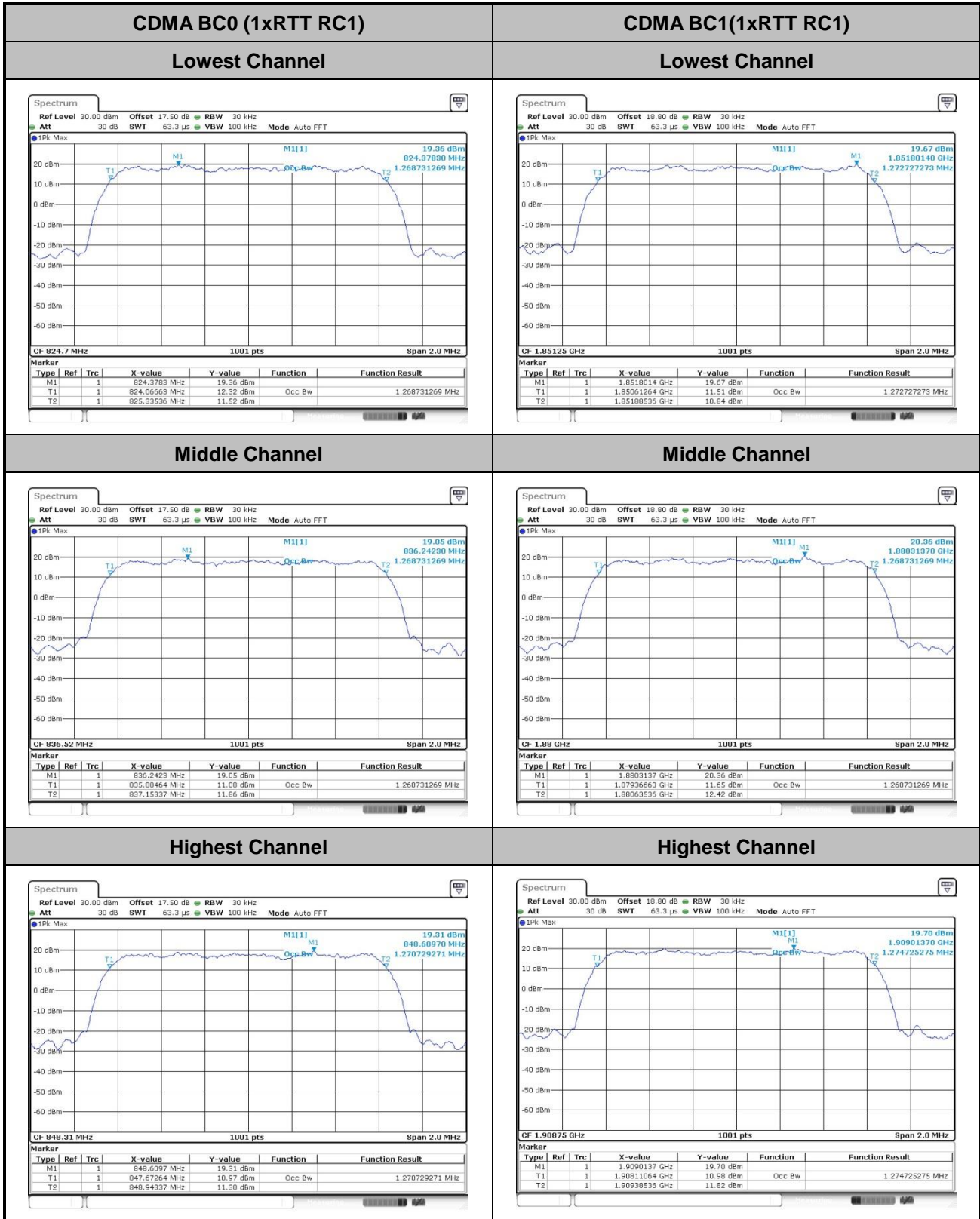
Date: 12.OCT.2019 00:23:36

Highest Channel



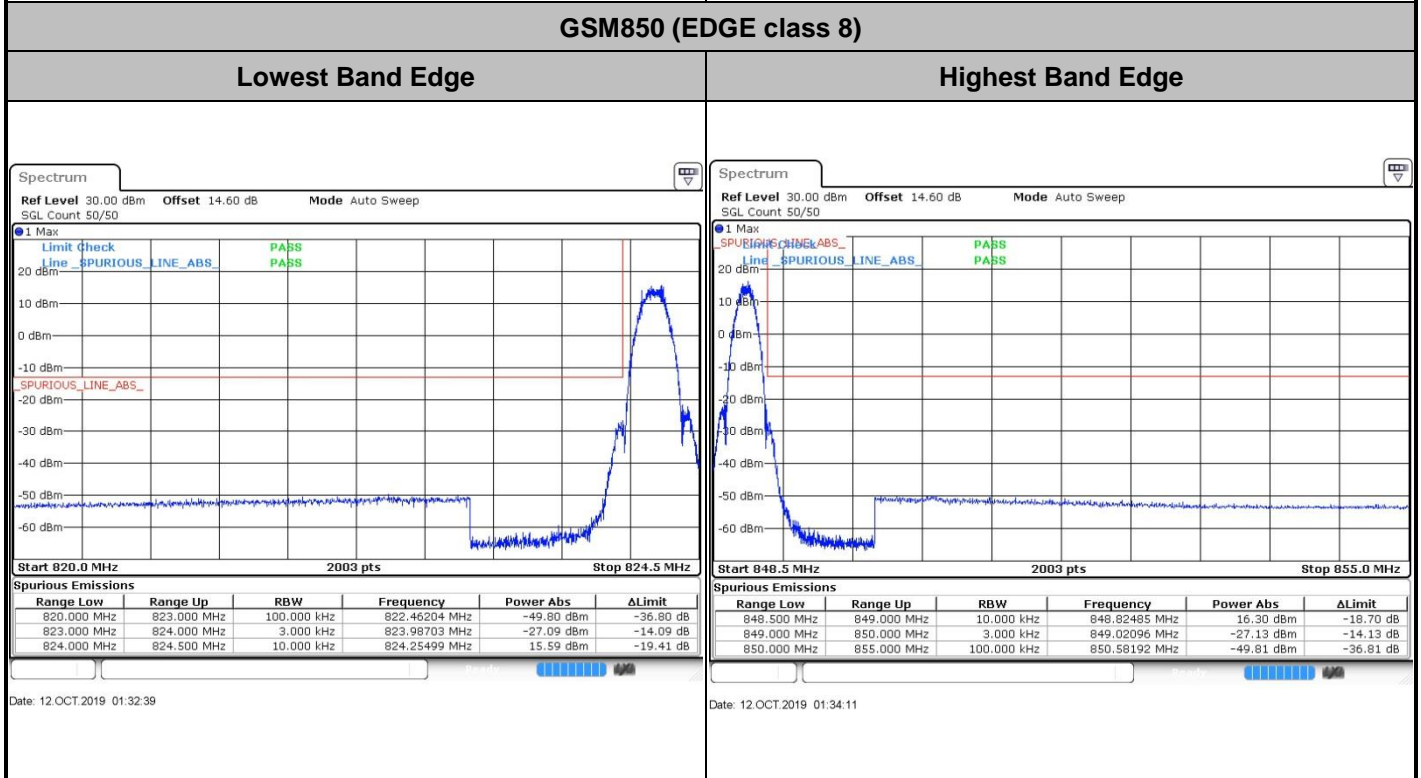
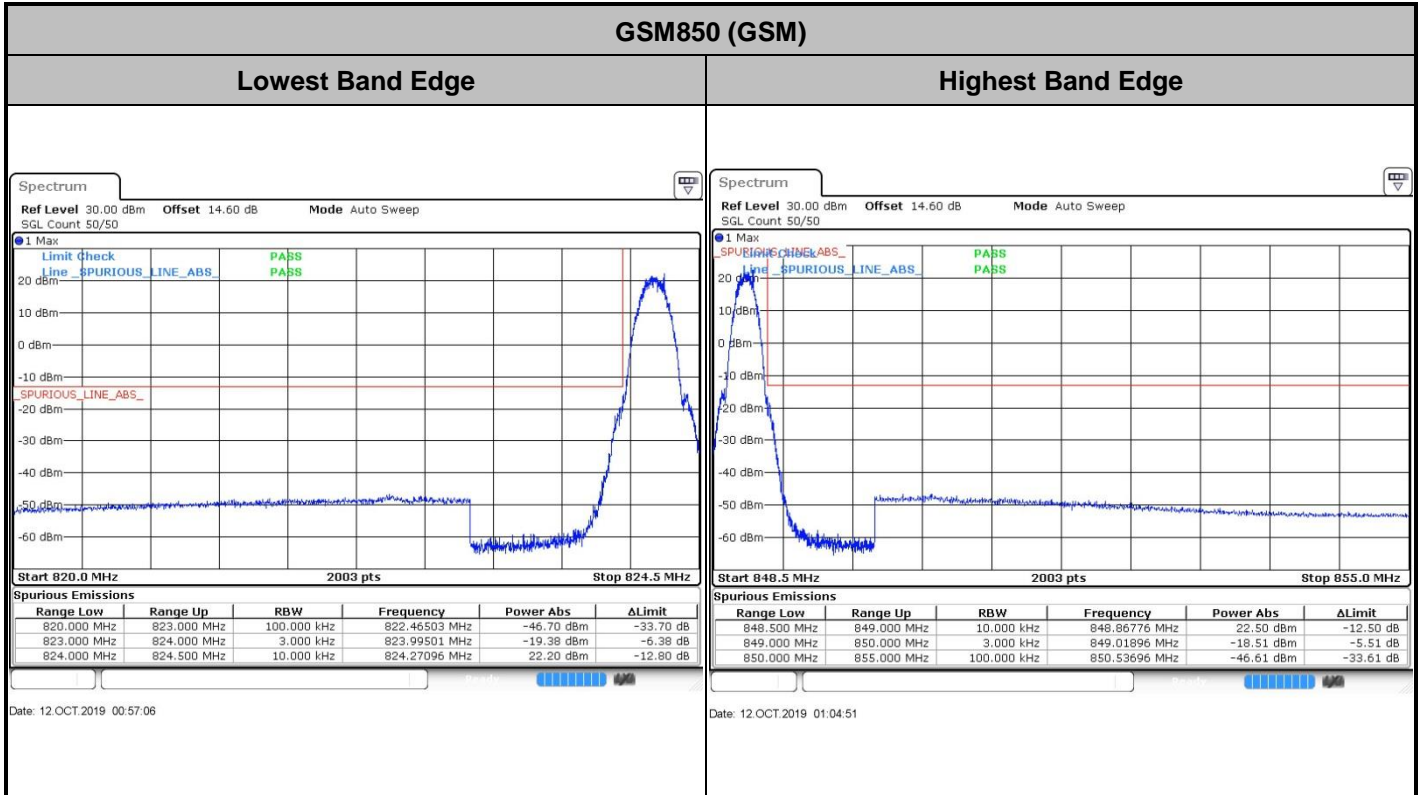
Date: 12.OCT.2019 03:04:50







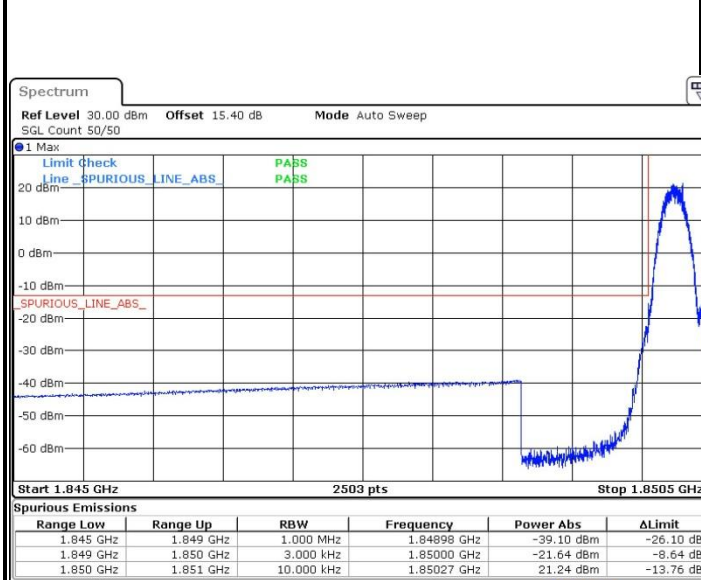
**Conducted Band Edge**





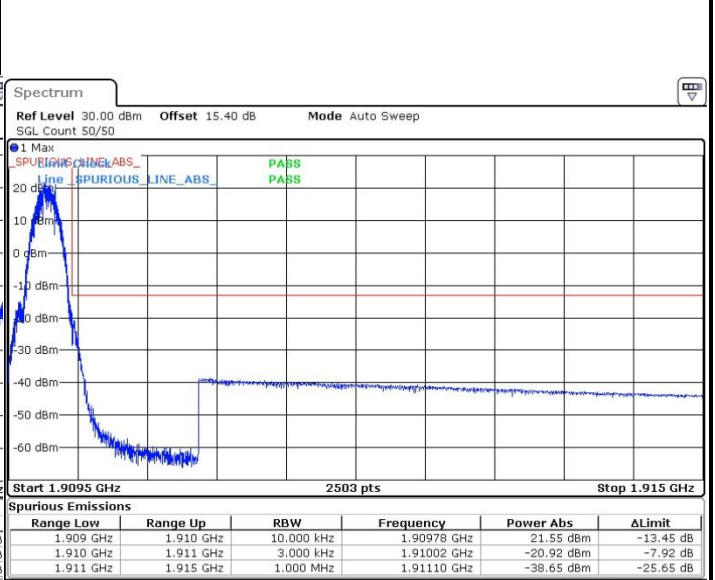
GSM1900 (GSM)

Lowest Band Edge



Date: 12.OCT.2019 01:56:19

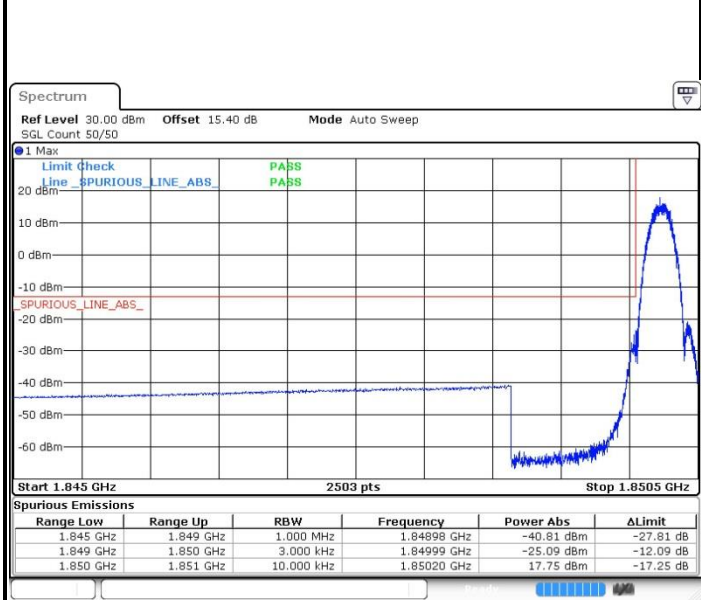
Highest Band Edge



Date: 12.OCT.2019 01:57:46

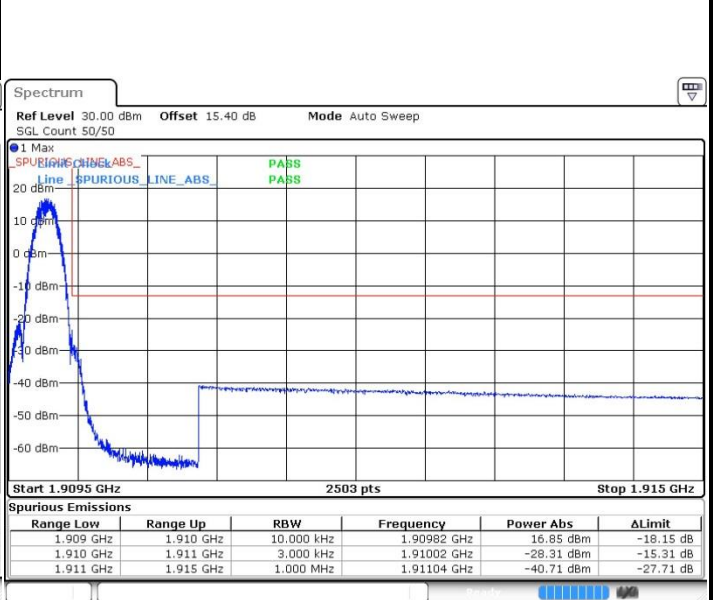
GSM1900 (EDGE class 8)

Lowest Band Edge



Date: 12.OCT.2019 02:35:24

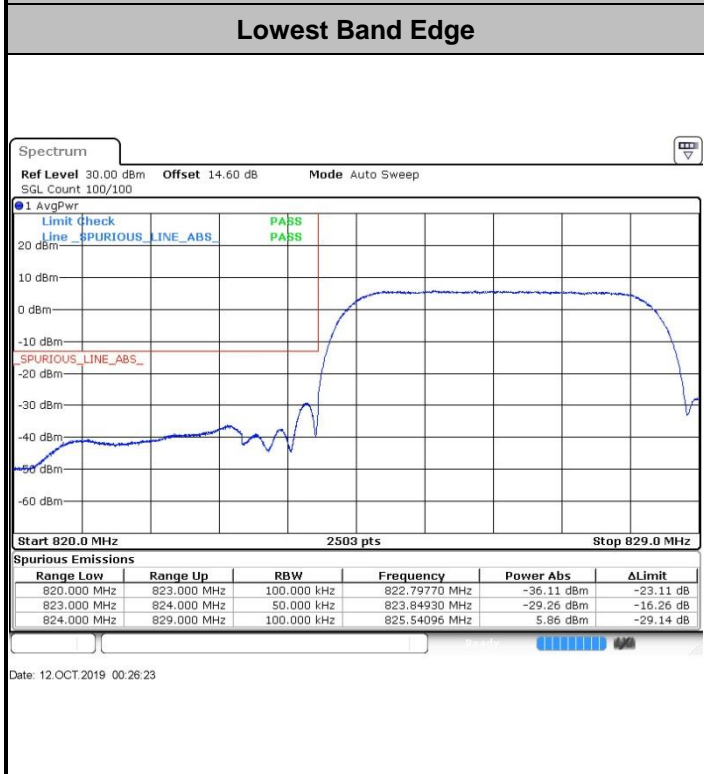
Highest Band Edge



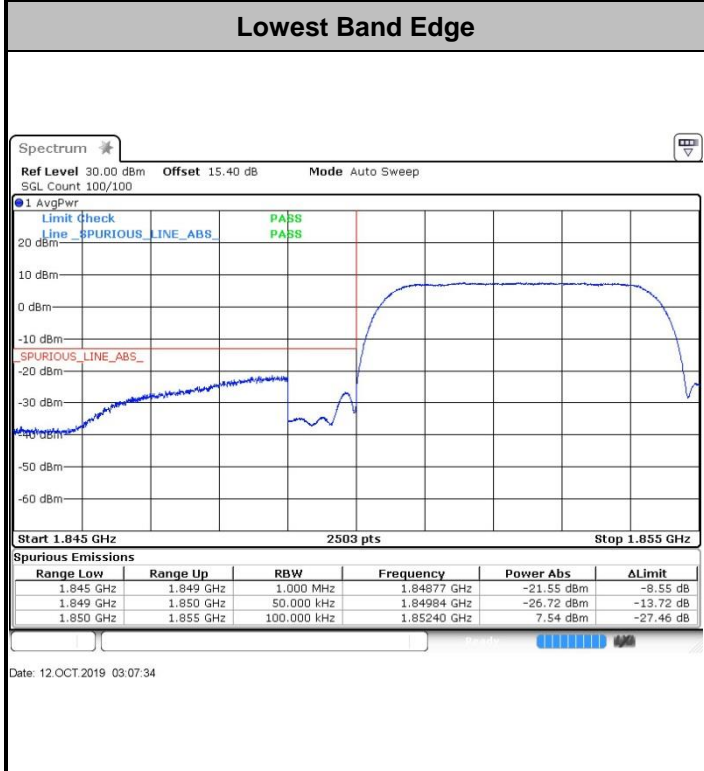
Date: 12.OCT.2019 02:36:52

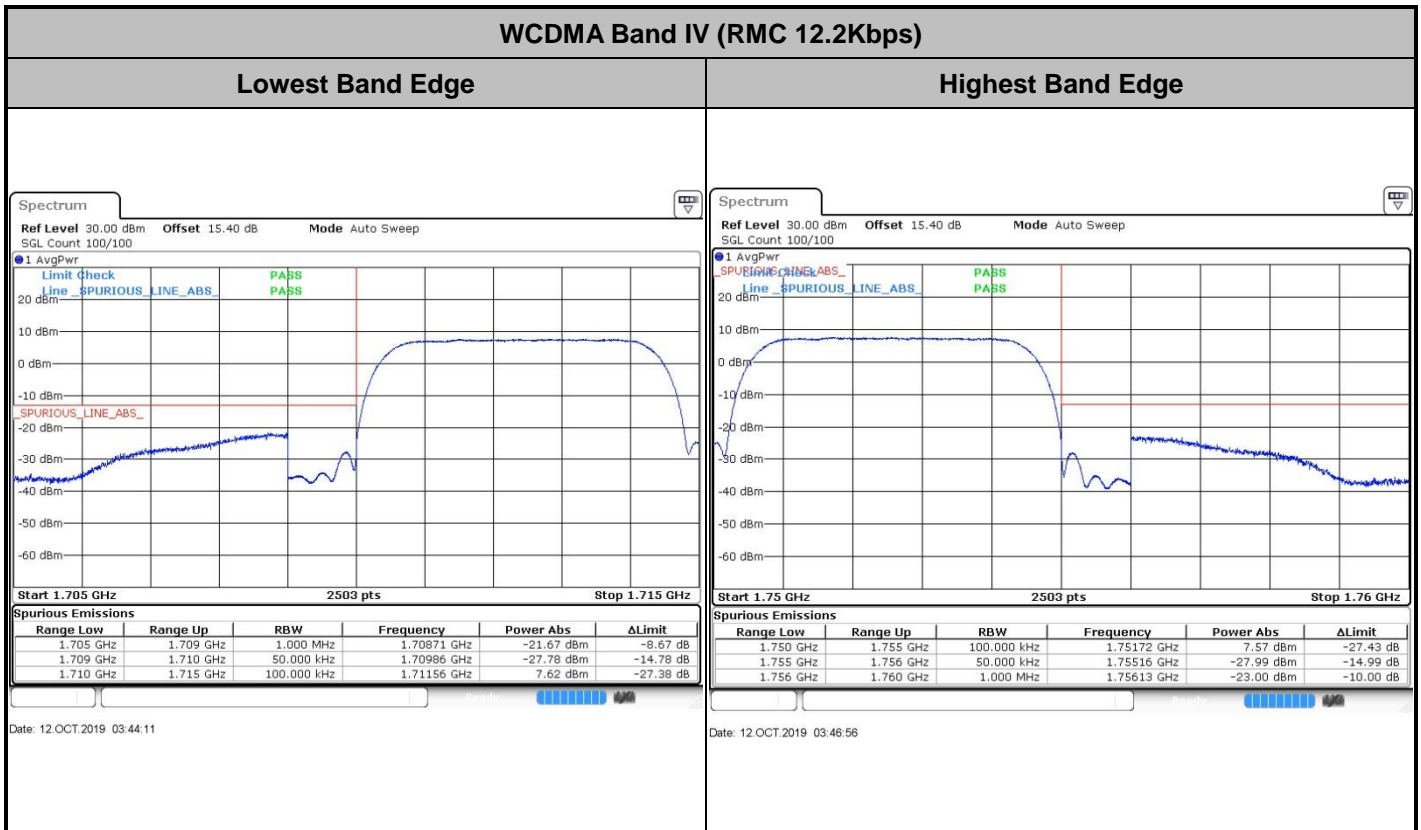


**WCDMA Band V (RMC 12.2Kbps)**



**WCDMA Band II (RMC 12.2Kbps)**

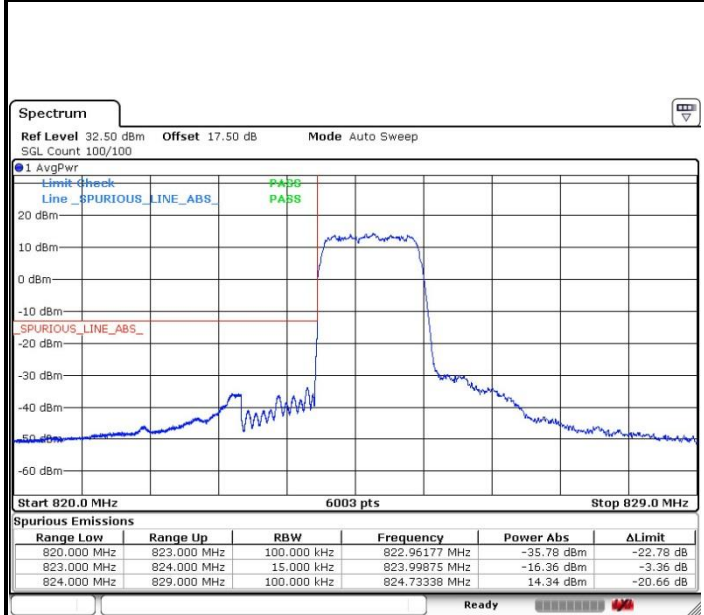




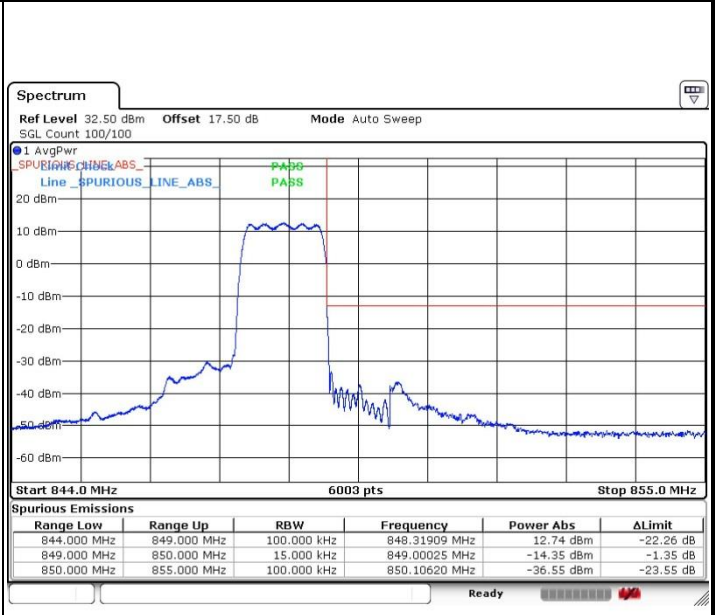


**CDMA BC0 (1xRTT RC1)**

**Lowest Band Edge**



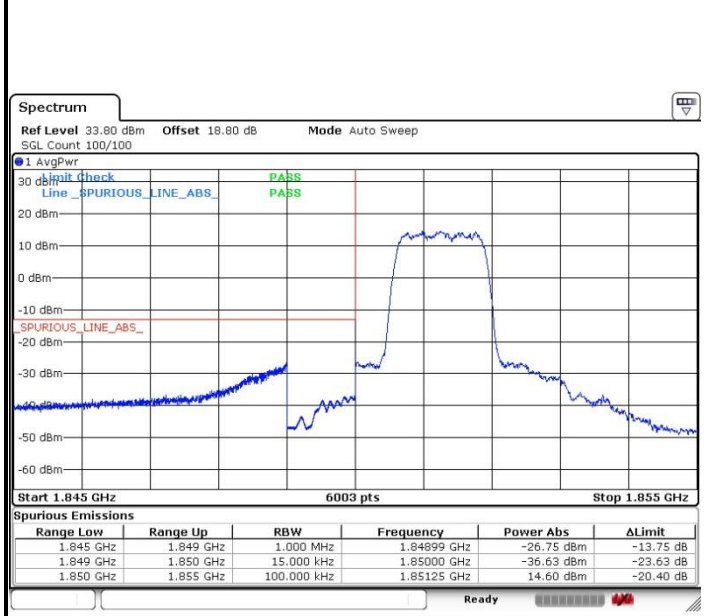
**Highest Band Edge**



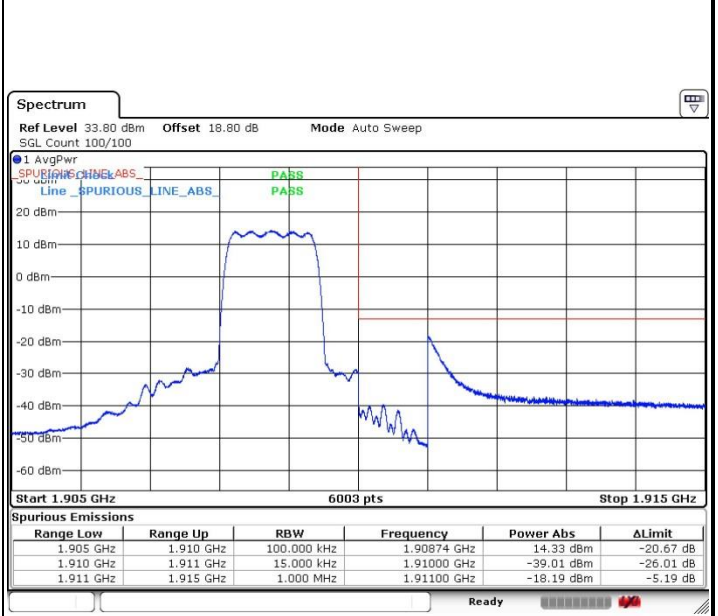
Date: 20.OCT.2019 15:19:24

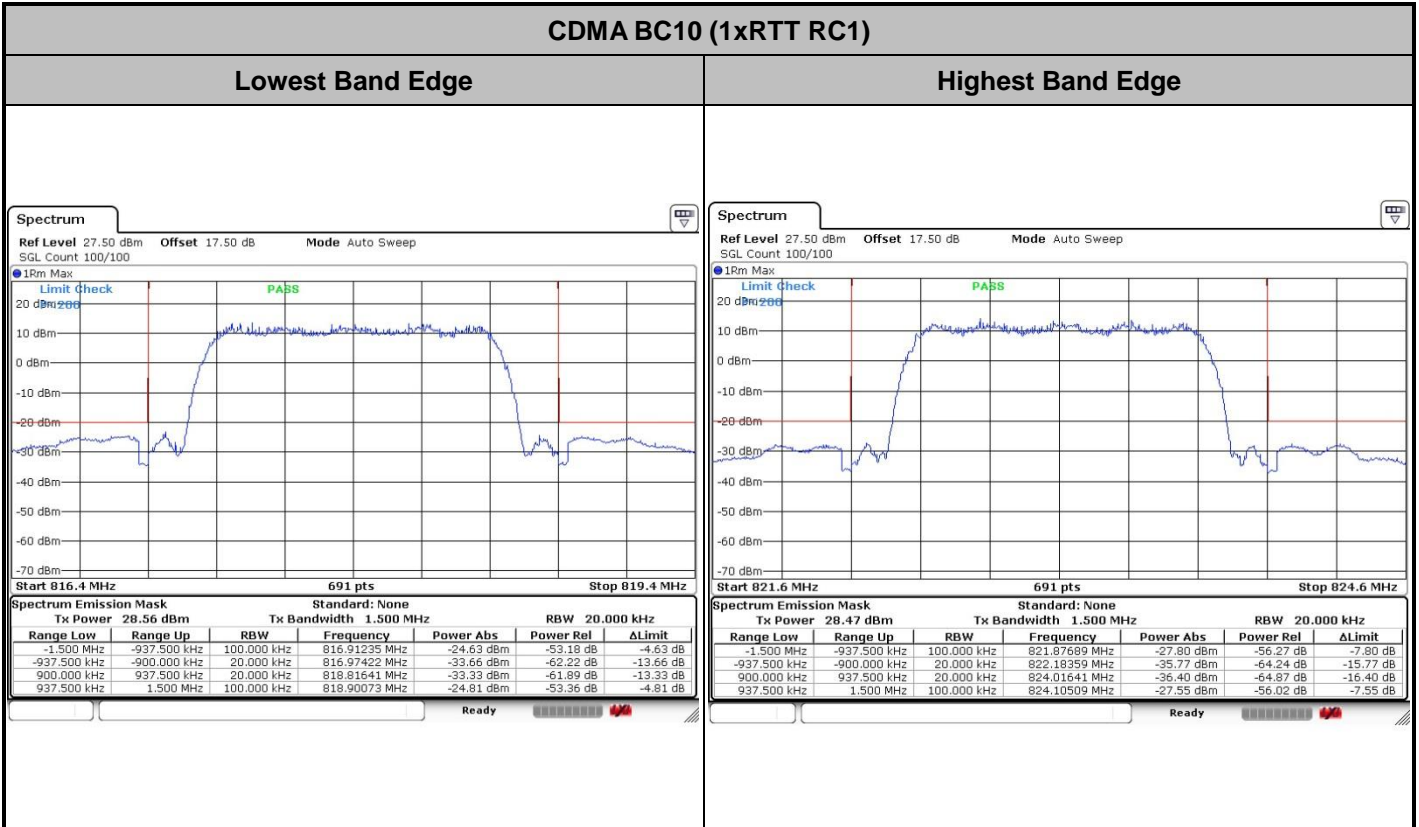
**CDMA BC1 (1xRTT RC1)**

**Lowest Band Edge**



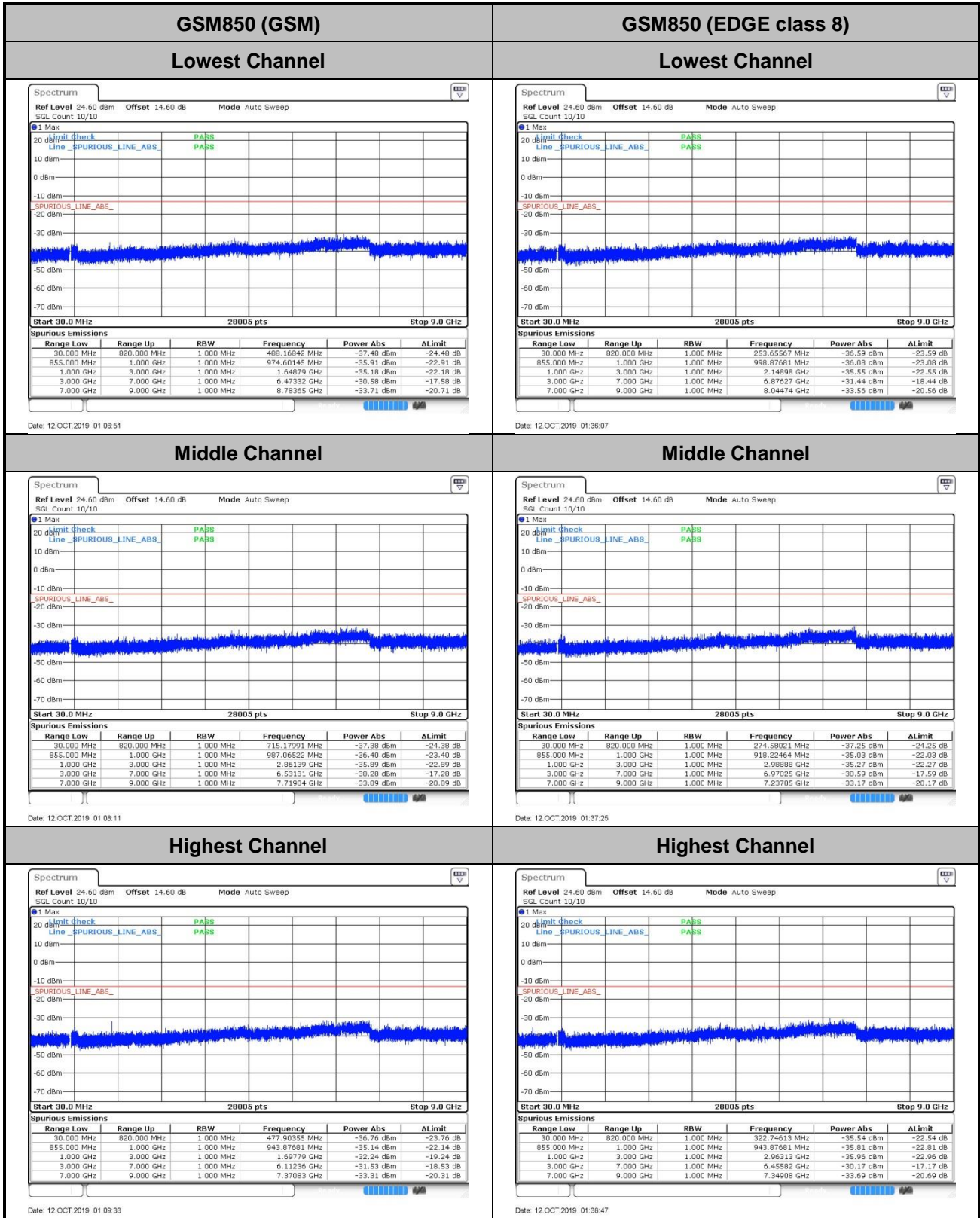
**Highest Band Edge**







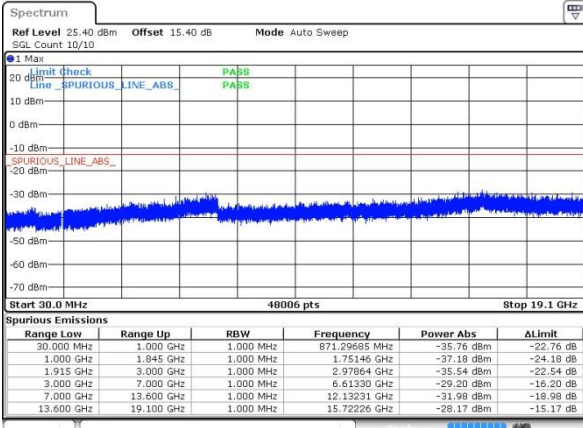
# Conducted Spurious Emission





GSM1900 (GSM)

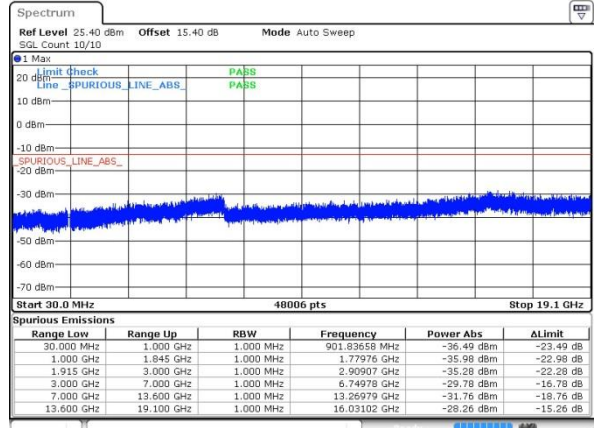
Lowest Channel



Date: 12.OCT.2019 02:20:53

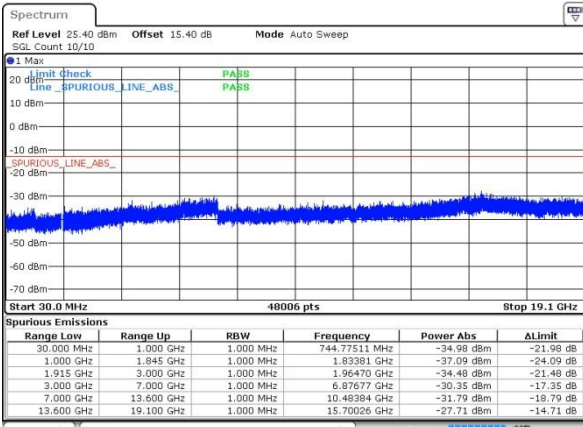
GSM1900 (EDGE class 8)

Lowest Channel



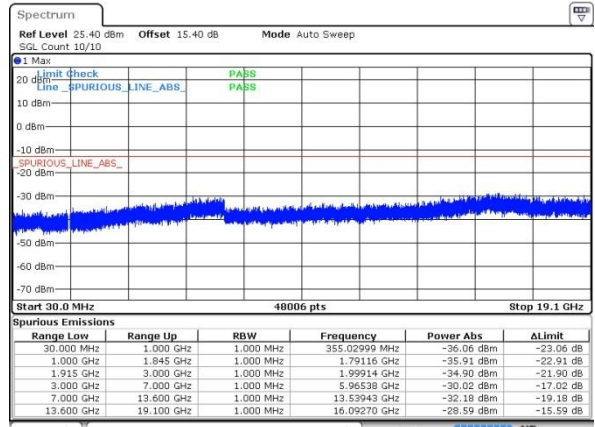
Date: 12.OCT.2019 02:43:15

Middle Channel



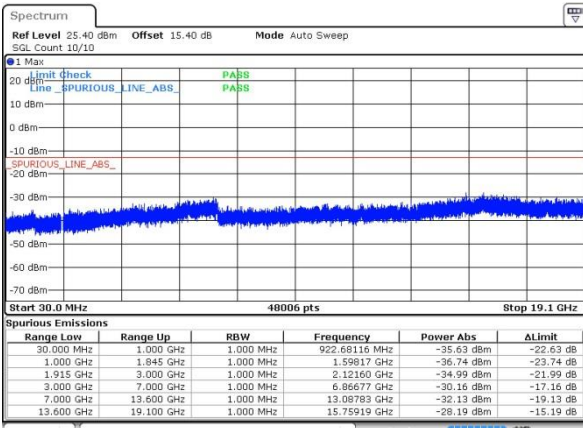
Date: 12.OCT.2019 02:22:14

Middle Channel



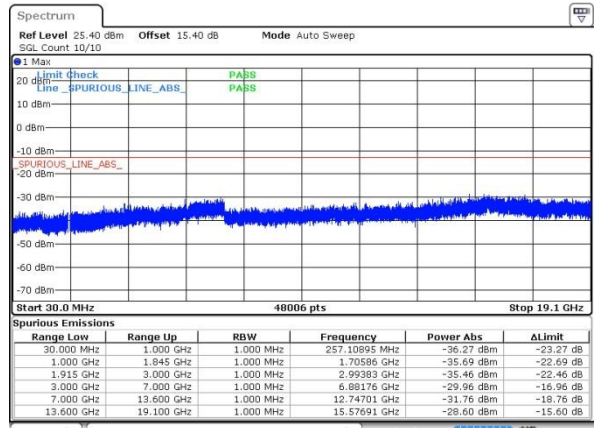
Date: 12.OCT.2019 02:44:36

Highest Channel



Date: 12.OCT.2019 02:23:31

Highest Channel

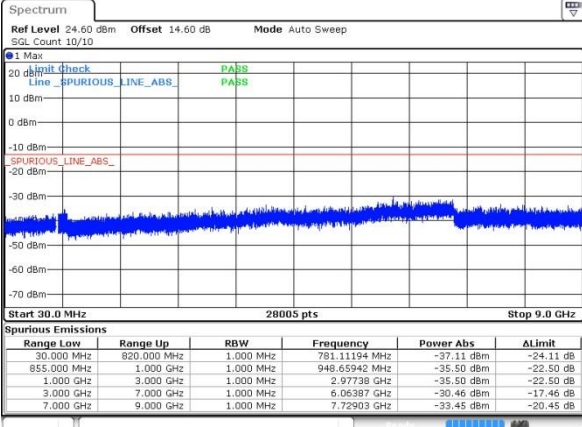


Date: 12.OCT.2019 02:45:56



WCDMA Band V (RMC 12.2Kbps)

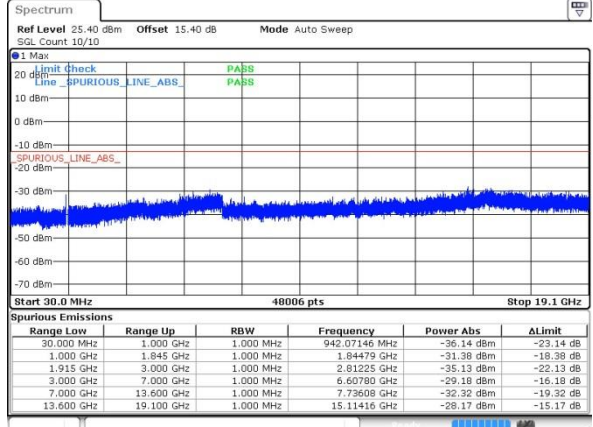
Lowest Channel



Date: 12.OCT.2019 00:34:41

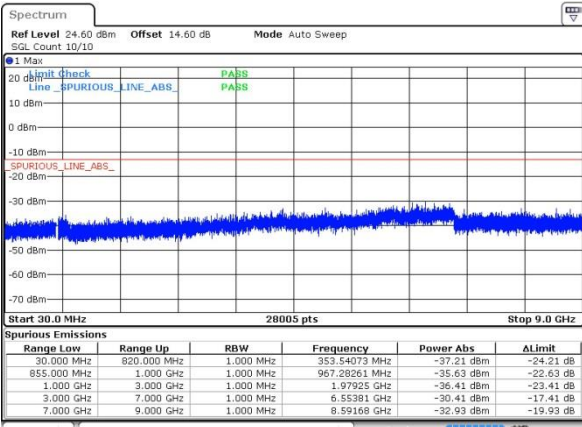
WCDMA Band II (RMC 12.2Kbps)

Lowest Channel



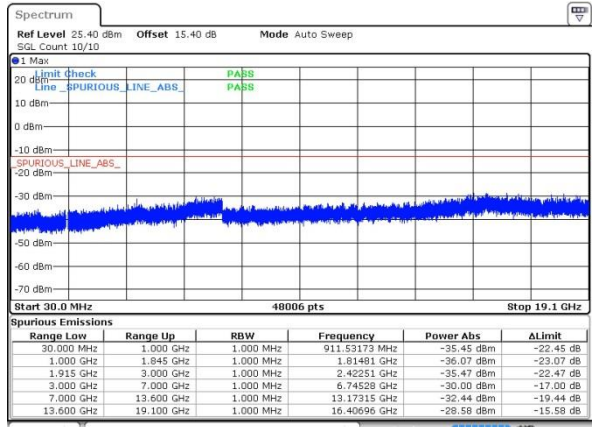
Date: 12.OCT.2019 03:18:13

Middle Channel



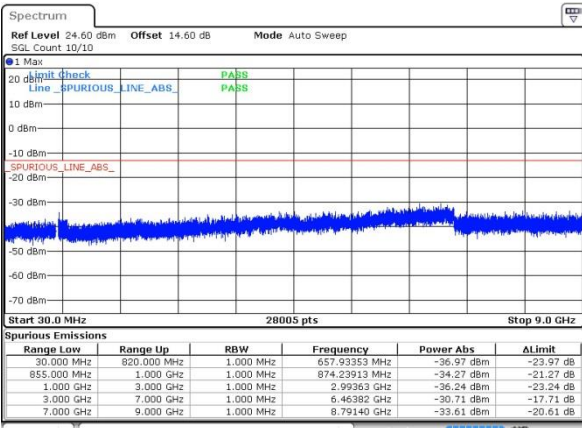
Date: 12.OCT.2019 00:36:22

Middle Channel



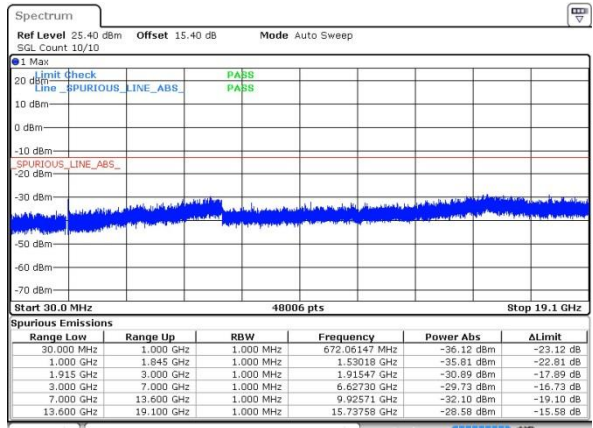
Date: 12.OCT.2019 03:19:35

Highest Channel

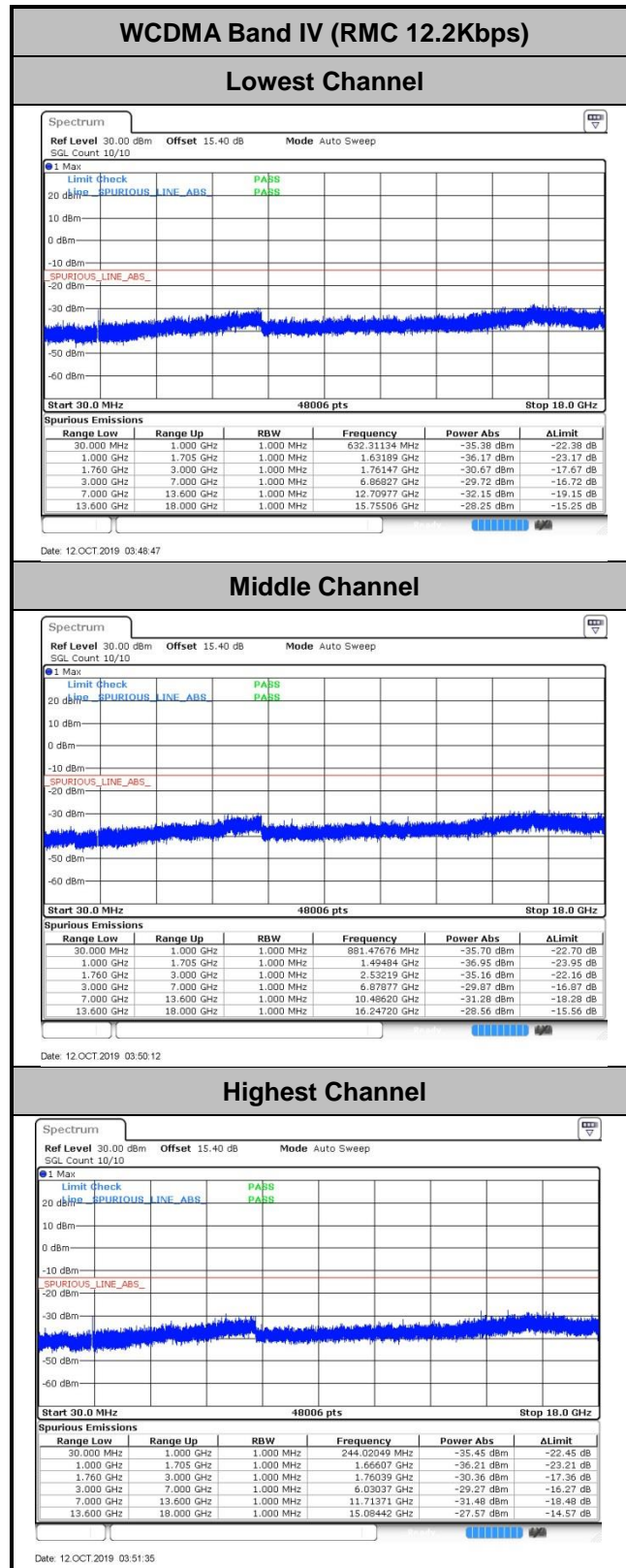


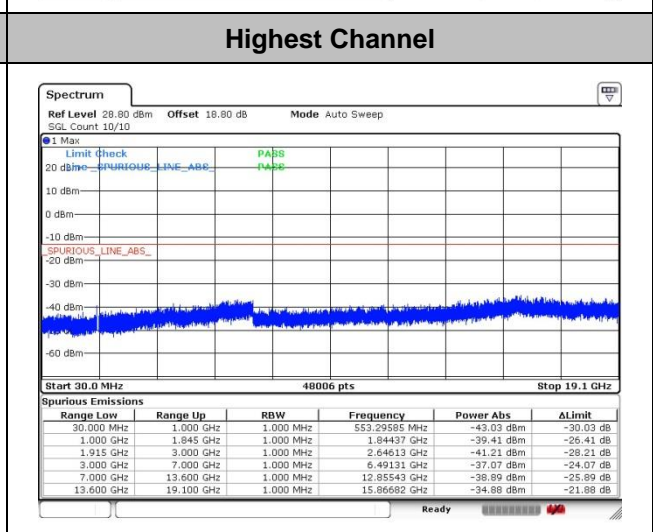
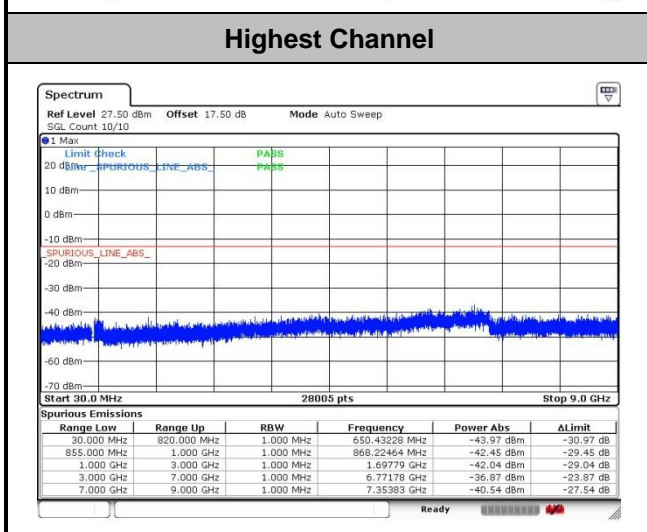
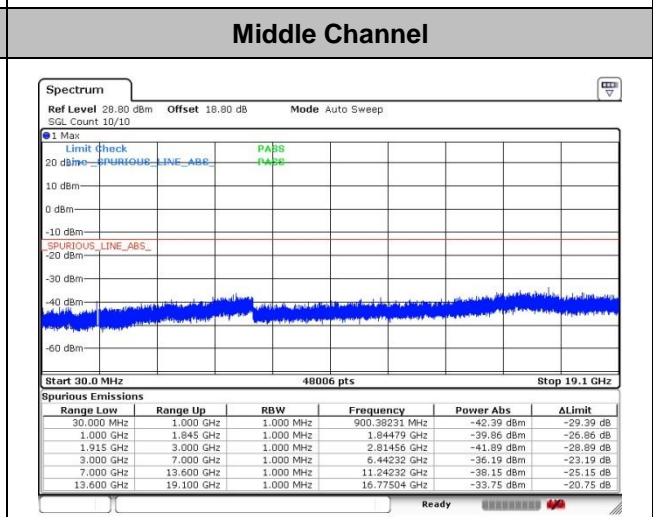
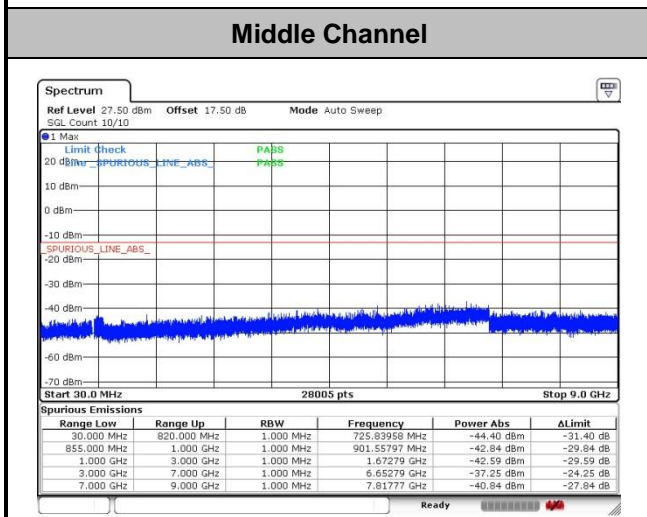
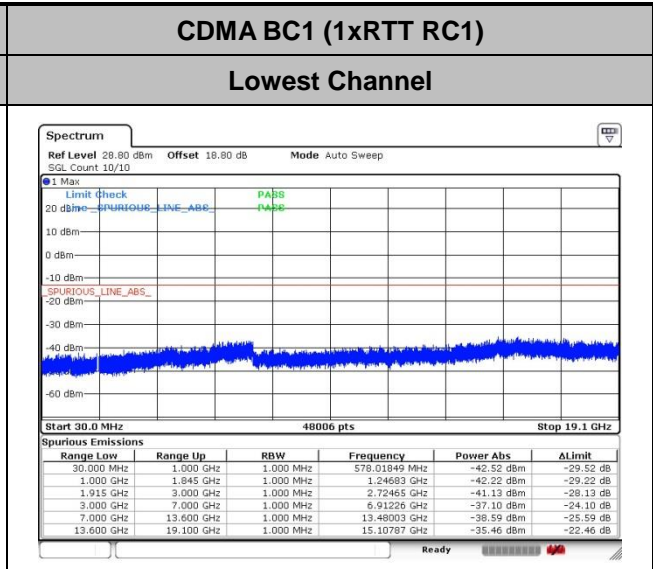
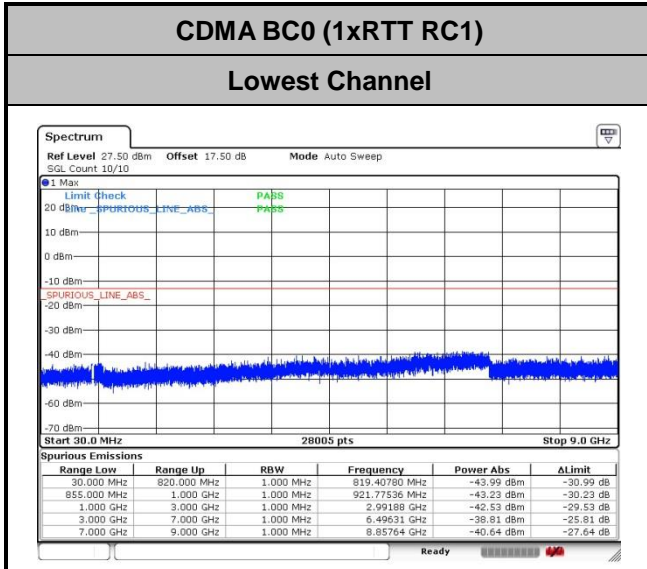
Date: 12.OCT.2019 00:37:47

Highest Channel



Date: 12.OCT.2019 03:21:05







**Frequency Stability**

Test Conditions	Middle Channel	GSM850 (GSM)	GSM850 (EDGE class 8)	Limit 2.5ppm
Temperature (°C)	Voltage (Volt)	Deviation (ppm)		Result
50	Normal Voltage	0.0287	0.0251	PASS
40	Normal Voltage	0.0143	0.0191	
30	Normal Voltage	0.0012	0.0203	
20(Ref.)	Normal Voltage	0.0000	0.0000	
10	Normal Voltage	0.0048	0.0155	
0	Normal Voltage	0.0048	0.0287	
-10	Normal Voltage	0.0084	0.0227	
-20	Normal Voltage	0.0263	0.0060	
-30	Normal Voltage	0.0024	0.0108	
20	Maximum Voltage	0.0227	0.0132	
20	Normal Voltage	0.0036	0.0191	
20	Battery End Point	0.0048	0.0036	

**Note:** Normal Voltage = 3.8V ; Battery End Point (BEP) =3.6V. ; Maximum Voltage =4.4V

Test Conditions	Middle Channel	GSM1900 (GSM)	GSM1900 (EDGE class 8)	Limit Note 2.
Temperature (°C)	Voltage (Volt)	Deviation (ppm)		Result
50	Normal Voltage	0.0043	0.0154	PASS
40	Normal Voltage	0.0005	0.0133	
30	Normal Voltage	0.0117	0.0005	
20(Ref.)	Normal Voltage	0.0000	0.0000	
10	Normal Voltage	0.0133	0.0106	
0	Normal Voltage	0.0085	0.0149	
-10	Normal Voltage	0.0011	0.0138	
-20	Normal Voltage	0.0005	0.0133	
-30	Normal Voltage	0.0085	0.0117	
20	Maximum Voltage	0.0069	0.0005	
20	Normal Voltage	0.0021	0.0160	
20	Battery End Point	0.0069	0.0037	

**Note:**

1. Normal Voltage = 3.8V ; Battery End Point (BEP) =3.6V. ; Maximum Voltage =4.4V
2. The frequency fundamental emissions stay within the authorized frequency block based on the frequency deviation measured is small.



Test Conditions	Middle Channel	WCDMA Band V (RMC 12.2KbpsRMC 12.2Kbps)	Limit 2.5ppm
Temperature (°C)	Voltage (Volt)	Deviation (ppm)	Result
50	Normal Voltage	0.0084	PASS
40	Normal Voltage	0.0155	
30	Normal Voltage	0.0012	
20(Ref.)	Normal Voltage	0.0000	
10	Normal Voltage	0.0024	
0	Normal Voltage	0.0108	
-10	Normal Voltage	0.0024	
-20	Normal Voltage	0.0072	
-30	Normal Voltage	0.0215	
20	Maximum Voltage	0.0084	
20	Normal Voltage	0.0072	
20	Battery End Point	0.0131	

Test Conditions	Middle Channel	WCDMA Band II (RMC 12.2Kbps)	Limit Note 2.
Temperature (°C)	Voltage (Volt)	Deviation (ppm)	Result
50	Normal Voltage	0.0069	PASS
40	Normal Voltage	0.0059	
30	Normal Voltage	0.0048	
20(Ref.)	Normal Voltage	0.0000	
10	Normal Voltage	0.0090	
0	Normal Voltage	0.0021	
-10	Normal Voltage	0.0059	
-20	Normal Voltage	0.0069	
-30	Normal Voltage	0.0085	
20	Maximum Voltage	0.0096	
20	Normal Voltage	0.0106	
20	Battery End Point	0.0011	

**Note:**

1. Normal Voltage = 3.8V ; Battery End Point (BEP) =3.6V. ; Maximum Voltage =4.4V
2. The frequency fundamental emissions stay within the authorized frequency block based on the frequency deviation measured is small.



Test Conditions	Middle Channel	WCDMA Band IV (RMC 12.2Kbps)	Limit Note 2.
Temperature (°C)	Voltage (Volt)	Deviation (ppm)	Result
50	Normal Voltage	0.0134	PASS
40	Normal Voltage	0.0158	
30	Normal Voltage	0.0183	
20(Ref.)	Normal Voltage	0.0000	
10	Normal Voltage	0.0024	
0	Normal Voltage	0.0171	
-10	Normal Voltage	0.0134	
-20	Normal Voltage	0.0110	
-30	Normal Voltage	0.0098	
20	Maximum Voltage	0.0000	
20	Normal Voltage	0.0146	
20	Battery End Point	0.0171	

**Note:**

1. Normal Voltage = 3.8V ; Battery End Point (BEP) =3.6V. ; Maximum Voltage =4.4V
2. The frequency fundamental emissions stay within the authorized frequency block based on the frequency deviation measured is small.



Test Conditions	Middle Channel	CDMA BC0 (1xRTT RC1)	Limit 2.5ppm
Temperature (°C)	Voltage (Volt)	Deviation (ppm)	Result
50	Normal Voltage	0.0002	PASS
40	Normal Voltage	0.0165	
30	Normal Voltage	0.0072	
20(Ref.)	Normal Voltage	0.0000	
10	Normal Voltage	0.0048	
0	Normal Voltage	0.0215	
-10	Normal Voltage	0.0048	
-20	Normal Voltage	0.0179	
-30	Normal Voltage	0.0251	
20	Maximum Voltage	0.0024	
20	Normal Voltage	0.0086	
20	Battery End Point	0.0191	

Test Conditions	Middle Channel	CDMA BC1 (1xRTT RC1)	Limit Note 2.
Temperature (°C)	Voltage (Volt)	Deviation (ppm)	Result
50	Normal Voltage	0.0027	PASS
40	Normal Voltage	0.0027	
30	Normal Voltage	0.0011	
20(Ref.)	Normal Voltage	0.0000	
10	Normal Voltage	0.0064	
0	Normal Voltage	0.0085	
-10	Normal Voltage	0.0005	
-20	Normal Voltage	0.0086	
-30	Normal Voltage	0.0128	
20	Maximum Voltage	0.0021	
20	Normal Voltage	0.0133	
20	Battery End Point	0.0011	

**Note:**

1. Normal Voltage = 3.8V. ; Battery End Point (BEP) = 3.6V. ; Maximum Voltage =4.4V
2. The frequency fundamental emissions stay within the authorized frequency block based on the frequency deviation measured is small.



## Appendix B. Test Results of Radiated Test

### Radiated Spurious Emission

GSM850 (GSM)								
Channel	Frequency ( MHz )	ERP ( dBm )	Limit ( dBm )	Over Limit ( dB )	S.G. Power ( dBm )	TX Cable loss ( dB )	TX Antenna Gain ( dBi)	Polarization (H/V)
Lowest	1648	-44.50	-13	-31.50	-51.47	1.58	10.70	H
	2472	-39.54	-13	-26.54	-47.79	2.102	12.50	H
	3294	-56.74	-13	-43.74	-65.63	2.856	13.90	H
	4122	-57.20	-13	-44.20	-65.66	2.689	13.30	H
	1648	-48.91	-13	-35.91	-55.88	1.58	10.70	V
	2472	-37.17	-13	-24.17	-45.42	2.10	12.50	V
	3294	-56.45	-13	-43.45	-65.34	2.86	13.90	V
	4122	-57.29	-13	-44.29	-65.75	2.69	13.30	V
Middle	1672	-43.40	-13	-30.40	-50.37	1.58	10.70	H
	2510	-36.34	-13	-23.34	-44.59	2.102	12.50	H
	3348	-55.97	-13	-42.97	-64.86	2.856	13.90	H
	4182	-59.62	-13	-46.62	-68.08	2.689	13.30	H
	1672	-46.94	-13	-33.94	-53.91	1.58	10.70	V
	2508	-35.11	-13	-22.11	-43.36	2.10	12.50	V
	3348	-57.15	-13	-44.15	-66.04	2.86	13.90	V
	4182	-58.68	-13	-45.68	-67.14	2.69	13.30	V
Highest	1698	-46.53	-13	-33.53	-53.50	1.58	10.70	H
	2546	-37.14	-13	-24.14	-45.39	2.102	12.50	H
	3396	-55.96	-13	-42.96	-64.85	2.856	13.90	H
	1698	-49.37	-13	-36.37	-56.34	1.58	10.70	V
	2546	-36.83	-13	-23.83	-45.08	2.10	12.50	V
	3396	-57.65	-13	-44.65	-66.54	2.86	13.90	V

Remark: Spurious emissions within 30-1000MHz were found more than 20dB below limit line.



GSM850 (EDGE class 8)								
Channel	Frequency ( MHz )	ERP ( dBm )	Limit ( dBm )	Over Limit ( dB )	S.G. Power ( dBm )	TX Cable loss ( dB )	TX Antenna Gain (dBi)	Polarization (H/V)
Lowest	1648	-54.05	-13	-41.05	-61.02	1.58	10.70	H
	2472	-49.03	-13	-36.03	-57.28	2.102	12.50	H
	3294	-64.08	-13	-51.08	-72.97	2.856	13.90	H
	1648	-56.84	-13	-43.84	-63.81	1.58	10.70	V
	2472	-49.86	-13	-36.86	-58.11	2.10	12.50	V
	3294	-62.57	-13	-49.57	-71.46	2.86	13.90	V
Middle	1672	-54.39	-13	-41.39	-61.36	1.58	10.70	H
	2508	-46.46	-13	-33.46	-54.71	2.102	12.50	H
	3348	-64.23	-13	-51.23	-73.12	2.856	13.90	H
	1672	-56.81	-13	-43.81	-63.78	1.58	10.70	V
	2510	-49.34	-13	-36.34	-57.59	2.10	12.50	V
	3348	-63.25	-13	-50.25	-72.14	2.86	13.90	V
Highest	1698	-56.03	-13	-43.03	-63.00	1.58	10.70	H
	2546	-45.01	-13	-32.01	-53.26	2.102	12.50	H
	3396	-63.96	-13	-50.96	-72.85	2.856	13.90	H
	1698	-57.54	-13	-44.54	-64.51	1.58	10.70	V
	2546	-49.21	-13	-36.21	-57.46	2.10	12.50	V
	3396	-63.75	-13	-50.75	-72.64	2.86	13.90	V

Remark: Spurious emissions within 30-1000MHz were found more than 20dB below limit line.



GSM1900 (GSM)								
Channel	Frequency ( MHz )	EIRP ( dBm )	Limit ( dBm )	Over Limit ( dB )	S.G. Power ( dBm )	TX Cable loss ( dB )	TX Antenna Gain (dBi)	Polarization (H/V)
Lowest	3699	-57.84	-13	-44.84	-70.10	2.641	14.90	H
	5550.6	-55.59	-13	-42.59	-67.45	2.94	14.80	H
	7404	-50.48	-13	-37.48	-60.25	3.39	13.16	H
	3700.4	-57.76	-13	-44.76	-70.02	2.64	14.90	V
	5550	-55.45	-13	-42.45	-67.31	2.94	14.80	V
	7404	-50.04	-13	-37.04	-59.81	3.39	13.16	V
Middle	3759	-57.27	-13	-44.27	-69.53	2.641	14.90	H
	5640	-55.02	-13	-42.02	-66.88	2.94	14.80	H
	7524	-50.52	-13	-37.52	-60.29	3.39	13.16	H
	3760	-56.58	-13	-43.58	-68.84	2.64	14.90	V
	5640	-55.40	-13	-42.40	-67.26	2.94	14.80	V
	7524	-50.03	-13	-37.03	-59.80	3.39	13.16	V
Highest	3819	-57.80	-13	-44.80	-70.06	2.641	14.90	H
	5730	-55.89	-13	-42.89	-67.75	2.94	14.80	H
	7644	-50.52	-13	-37.52	-60.29	3.39	13.16	H
	3819	-57.41	-13	-44.41	-69.67	2.64	14.90	V
	5730	-55.95	-13	-42.95	-67.81	2.94	14.80	V
	7644	-49.81	-13	-36.81	-59.58	3.39	13.16	V

Remark: Spurious emissions within 30-1000MHz were found more than 20dB below limit line.



GSM1900 (EDGE class 8)								
Channel	Frequency ( MHz )	EIRP ( dBm )	Limit ( dBm )	Over Limit ( dB )	S.G. Power ( dBm )	TX Cable loss ( dB )	TX Antenna Gain (dBi)	Polarization (H/V)
Lowest	3699	-58.11	-13	-45.11	-70.37	2.641	14.90	H
	5550	-56.11	-13	-43.11	-67.97	2.94	14.80	H
	7404	-50.89	-13	-37.89	-60.66	3.39	13.16	H
	3699	-58.07	-13	-45.07	-70.33	2.64	14.90	V
	5550	-56.01	-13	-43.01	-67.87	2.94	14.80	V
	7404	-50.22	-13	-37.22	-59.99	3.39	13.16	V
Middle	3759	-57.53	-13	-44.53	-69.79	2.641	14.90	H
	5640	-55.66	-13	-42.66	-67.52	2.94	14.80	H
	7524	-50.64	-13	-37.64	-60.41	3.39	13.16	H
	3759	-57.08	-13	-44.08	-69.34	2.64	14.90	V
	5640	-55.26	-13	-42.26	-67.12	2.94	14.80	V
	7524	-50.15	-13	-37.15	-59.92	3.39	13.16	V
Highest	3819	-57.80	-13	-44.80	-70.06	2.641	14.90	H
	5730	-56.18	-13	-43.18	-68.04	2.94	14.80	H
	7644	-50.80	-13	-37.80	-60.57	3.39	13.16	H
	3819	-57.80	-13	-44.80	-70.06	2.64	14.90	V
	5730	-55.72	-13	-42.72	-67.58	2.94	14.80	V
	7644	-49.83	-13	-36.83	-59.60	3.39	13.16	V

Remark: Spurious emissions within 30-1000MHz were found more than 20dB below limit line.



WCDMA Band V(RMC 12.2Kbps)								
Channel	Frequency ( MHz )	ERP ( dBm )	Limit ( dBm )	Over Limit ( dB )	S.G. Power ( dBm )	TX Cable loss ( dB )	TX Antenna Gain (dBi)	Polarization (H/V)
Lowest	1654	-65.74	-13	-52.74	-72.71	1.58	10.70	H
	2482	-61.58	-13	-48.58	-69.83	2.102	12.50	H
	3306	-63.90	-13	-50.90	-72.79	2.856	13.90	H
	1654	-67.28	-13	-54.28	-74.25	1.58	10.70	V
	2482	-61.13	-13	-48.13	-69.38	2.10	12.50	V
	3306	-63.81	-13	-50.81	-72.70	2.86	13.90	V
Middle	1674	-66.01	-13	-53.01	-72.98	1.58	10.70	H
	2512	-61.12	-13	-48.12	-69.37	2.102	12.50	H
	3348	-64.19	-13	-51.19	-73.08	2.856	13.90	H
	1674	-67.24	-13	-54.24	-74.21	1.58	10.70	V
	2510	-61.49	-13	-48.49	-69.74	2.10	12.50	V
	3348	-64.16	-13	-51.16	-73.05	2.86	13.90	V
Highest	1692	-66.62	-13	-53.62	-73.59	1.58	10.70	H
	2536	-62.03	-13	-49.03	-70.28	2.102	12.50	H
	3384	-64.50	-13	-51.50	-73.39	2.856	13.90	H
	1692	-67.61	-13	-54.61	-74.58	1.58	10.70	V
	2536	-61.84	-13	-48.84	-70.09	2.10	12.50	V
	3384	-64.42	-13	-51.42	-73.31	2.86	13.90	V

Remark: Spurious emissions within 30-1000MHz were found more than 20dB below limit line.



WCDMA Band II(RMC 12.2Kbps)								
Channel	Frequency ( MHz )	EIRP ( dBm )	Limit ( dBm )	Over Limit ( dB )	S.G. Power ( dBm )	TX Cable loss ( dB )	TX Antenna Gain (dBi)	Polarization (H/V)
Lowest	3705	-57.11	-13	-44.11	-69.37	2.641	14.90	H
	5557.2	-50.52	-13	-37.52	-62.38	2.94	14.80	H
	7409	-50.41	-13	-37.41	-60.18	3.39	13.16	H
	3704.8	-57.43	-13	-44.43	-69.69	2.64	14.90	V
	5556	-51.14	-13	-38.14	-63.00	2.94	14.80	V
	7409	-49.93	-13	-36.93	-59.70	3.39	13.16	V
Middle	3759	-56.98	-13	-43.98	-69.24	2.641	14.90	H
	5640	-50.54	-13	-37.54	-62.40	2.94	14.80	H
	7524	-50.58	-13	-37.58	-60.35	3.39	13.16	H
	3759	-57.01	-13	-44.01	-69.27	2.64	14.90	V
	5640	-50.88	-13	-37.88	-62.74	2.94	14.80	V
	7524	-49.94	-13	-36.94	-59.71	3.39	13.16	V
Highest	3816	-57.54	-13	-44.54	-69.80	2.641	14.90	H
	5722.8	-55.73	-13	-42.73	-67.59	2.94	14.80	H
	7632	-50.29	-13	-37.29	-60.06	3.39	13.16	H
	3815.2	-57.08	-13	-44.08	-69.34	2.64	14.90	V
	5724	-51.91	-13	-38.91	-63.77	2.94	14.80	V
	7632	-50.01	-13	-37.01	-59.78	3.39	13.16	V

Remark: Spurious emissions within 30-1000MHz were found more than 20dB below limit line.



WCDMA Band IV(RMC 12.2Kbps)								
Channel	Frequency ( MHz )	EIRP ( dBm )	Limit ( dBm )	Over Limit ( dB )	S.G. Power ( dBm )	TX Cable loss ( dB )	TX Antenna Gain (dBi)	Polarization (H/V)
Lowest	3423	-57.69	-13	-44.69	-68.43	2.604	13.34	H
	5139	-55.72	-13	-42.72	-66.23	3.011	13.52	H
	6852	-52.95	-13	-39.95	-63.15	3.271	13.47	H
	3423	-56.09	-13	-43.09	-66.83	2.604	13.34	V
	5137.2	-56.17	-13	-43.17	-66.68	3.011	13.52	V
	6852	-52.91	-13	-39.91	-63.11	3.271	13.47	V
Middle	3462	-60.11	-13	-47.11	-70.85	2.604	13.34	H
	5202	-55.69	-13	-42.69	-66.20	3.011	13.52	H
	6936	-52.78	-13	-39.78	-62.98	3.271	13.47	H
	3462	-59.14	-13	-46.14	-69.88	2.604	13.34	V
	5196	-55.35	-13	-42.35	-65.86	3.011	13.52	V
	6936	-52.46	-13	-39.46	-62.66	3.271	13.47	V
Highest	3504	-60.08	-13	-47.08	-70.82	2.604	13.34	H
	5256	-55.03	-13	-42.03	-65.54	3.011	13.52	H
	7008	-51.16	-13	-38.16	-61.36	3.271	13.47	H
	3504	-59.52	-13	-46.52	-70.26	2.604	13.34	V
	5259	-54.86	-13	-41.86	-65.37	3.011	13.52	V
	7008	-51.49	-13	-38.49	-61.69	3.271	13.47	V

Remark: Spurious emissions within 30-1000MHz were found more than 20dB below limit line.



CDMA BC0(1xRTT)								
Channel	Frequency ( MHz )	ERP ( dBm )	Limit ( dBm )	Over Limit ( dB )	S.G. Power ( dBm )	TX Cable loss ( dB )	TX Antenna Gain (dBi)	Polarization (H/V)
Lowest	1650	-64.59	-13	-51.59	-71.56	1.58	10.70	H
	2474	-58.09	-13	-45.09	-66.34	2.102	12.50	H
	3300	-64.36	-13	-51.36	-73.25	2.856	13.90	H
	1650	-66.39	-13	-53.39	-73.36	1.58	10.70	V
	2474	-60.08	-13	-47.08	-68.33	2.10	12.50	V
	3300	-64.19	-13	-51.19	-73.08	2.86	13.90	V
Middle	1674	-64.35	-13	-51.35	-71.32	1.58	10.70	H
	2508	-58.32	-13	-45.32	-66.57	2.102	12.50	H
	3348	-64.44	-13	-51.44	-73.33	2.856	13.90	H
	1672	-64.13	-13	-51.13	-71.10	1.58	10.70	V
	2510	-59.89	-13	-46.89	-68.14	2.10	12.50	V
	3348	-64.13	-13	-51.13	-73.02	2.86	13.90	V
Highest	1696	-65.98	-13	-52.98	-72.95	1.58	10.70	H
	2544	-60.47	-13	-47.47	-68.72	2.102	12.50	H
	3396	-63.96	-13	-50.96	-72.85	2.856	13.90	H
	1696	-66.64	-13	-53.64	-73.61	1.58	10.70	V
	2546	-60.05	-13	-47.05	-68.30	2.10	12.50	V
	3396	-64.29	-13	-51.29	-73.18	2.86	13.90	V

Remark: Spurious emissions within 30-1000MHz were found more than 20dB below limit line.



CDMA BC1(1xRTT)								
Channel	Frequency ( MHz )	EIRP ( dBm )	Limit ( dBm )	Over Limit ( dB )	S.G. Power ( dBm )	TX Cable loss ( dB )	TX Antenna Gain (dBi)	Polarization (H/V)
Lowest	3702	-55.94	-13	-42.94	-68.20	2.641	14.90	H
	5553	-45.53	-13	-32.53	-57.39	2.94	14.80	H
	7404	-50.92	-13	-37.92	-60.69	3.39	13.16	H
	3702	-55.46	-13	-42.46	-67.72	2.64	14.90	V
	5553	-44.49	-13	-31.49	-56.35	2.94	14.80	V
	7404	-50.20	-13	-37.20	-59.97	3.39	13.16	V
Middle	3759	-55.10	-13	-42.10	-67.36	2.641	14.90	H
	5640	-46.22	-13	-33.22	-58.08	2.94	14.80	H
	7524	-50.32	-13	-37.32	-60.09	3.39	13.16	H
	3759	-55.70	-13	-42.70	-67.96	2.64	14.90	V
	5640	-46.32	-13	-33.32	-58.18	2.94	14.80	V
	7524	-49.77	-13	-36.77	-59.54	3.39	13.16	V
Highest	3816	-55.78	-13	-42.78	-68.04	2.641	14.90	H
	5724	-43.40	-13	-30.40	-55.26	2.94	14.80	H
	7632	-50.46	-13	-37.46	-60.23	3.39	13.16	H
	3816	-55.80	-13	-42.80	-68.06	2.64	14.90	V
	5727	-42.72	-13	-29.72	-54.58	2.94	14.80	V
	7632	-50.01	-13	-37.01	-59.78	3.39	13.16	V

Remark: Spurious emissions within 30-1000MHz were found more than 20dB below limit line.