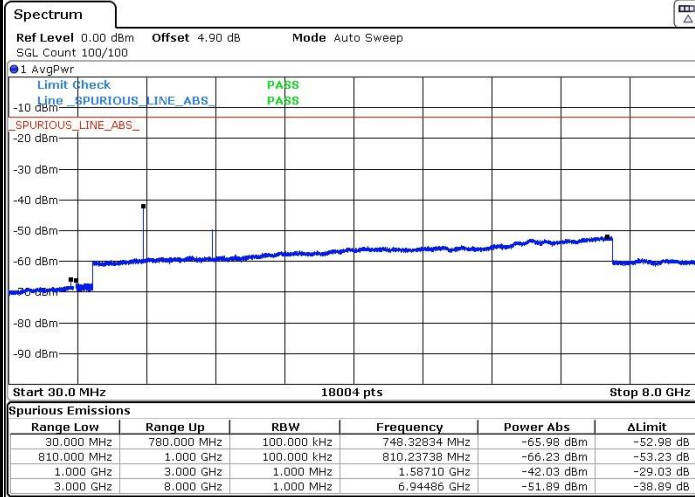




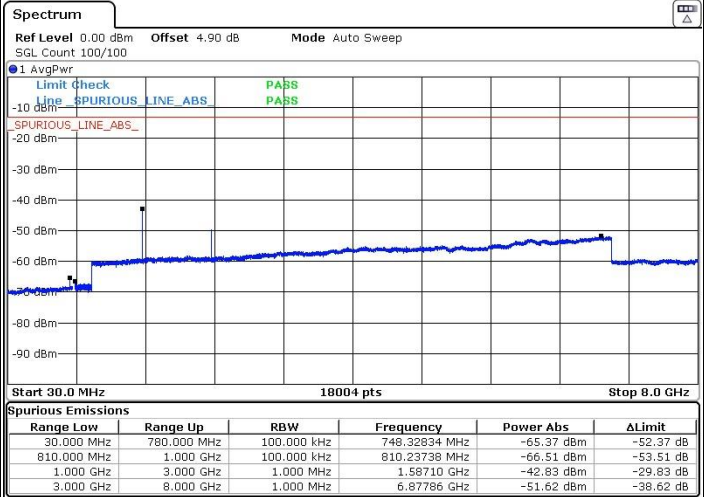
LTE Band 14 / 5MHz

Highest Channel / QPSK



Date: 18.OCT.2019 01:00:23

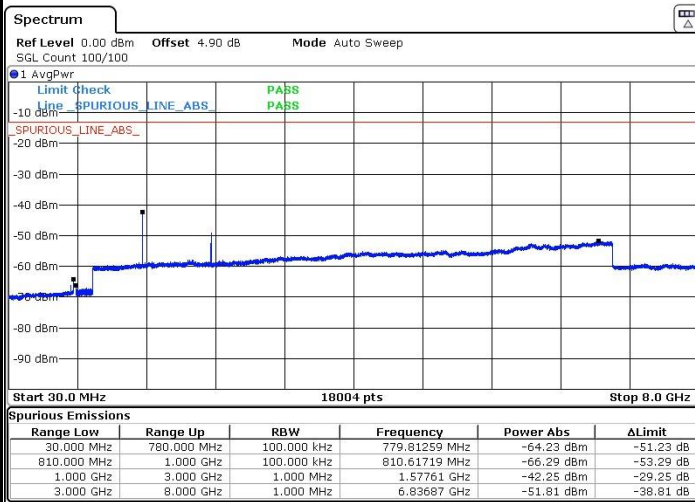
Highest Channel / 16QAM



Date: 18.OCT.2019 00:59:57

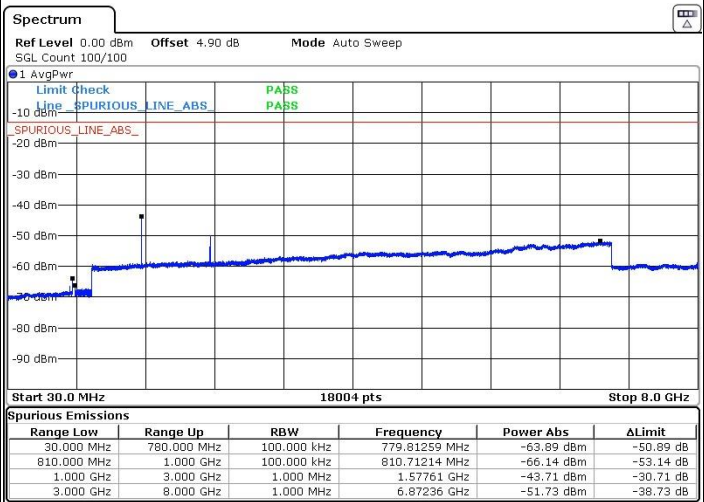
LTE Band 14 / 10MHz

Middle Channel / QPSK



Date: 18.OCT.2019 01:04:00

Middle Channel / 16QAM



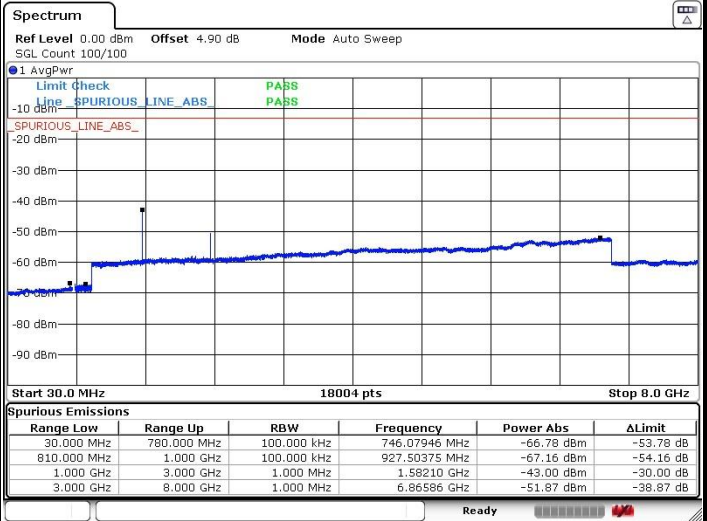
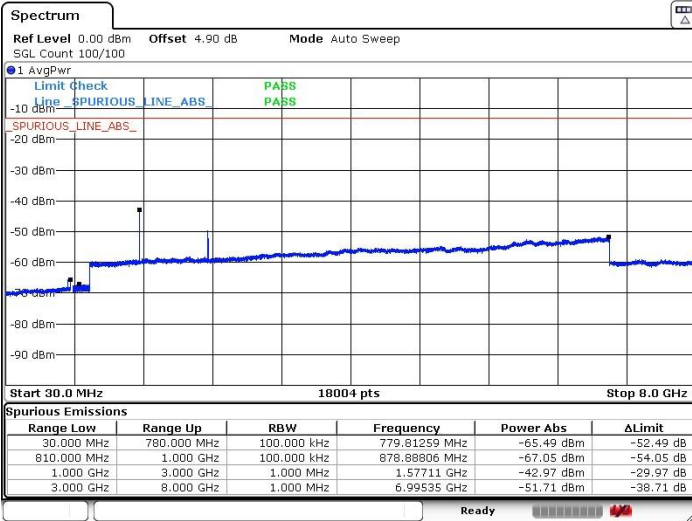
Date: 18.OCT.2019 01:04:26



LTE Band 14 / 5MHz

Lowest Channel / 64QAM

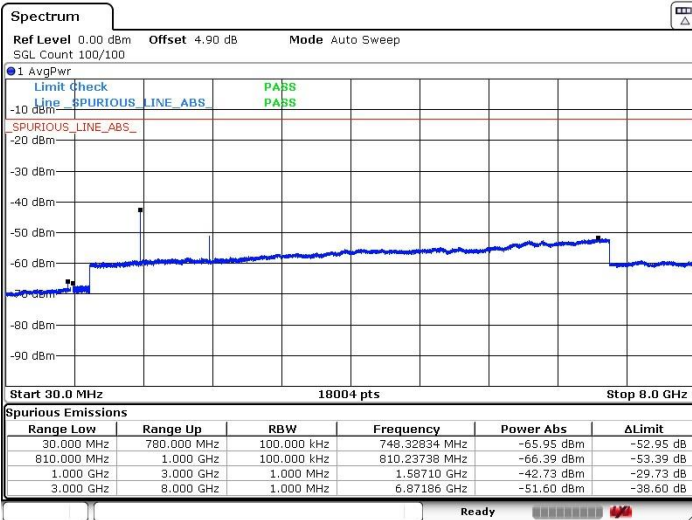
Middle Channel / 64QAM



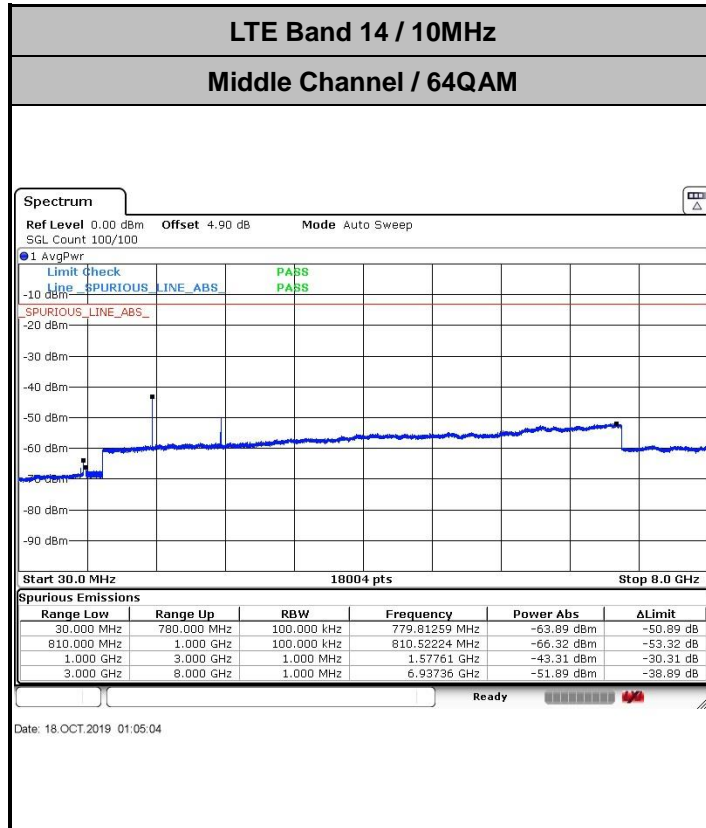
Date: 18.OCT.2019 01:01:47

Date: 18.OCT.2019 01:02:16

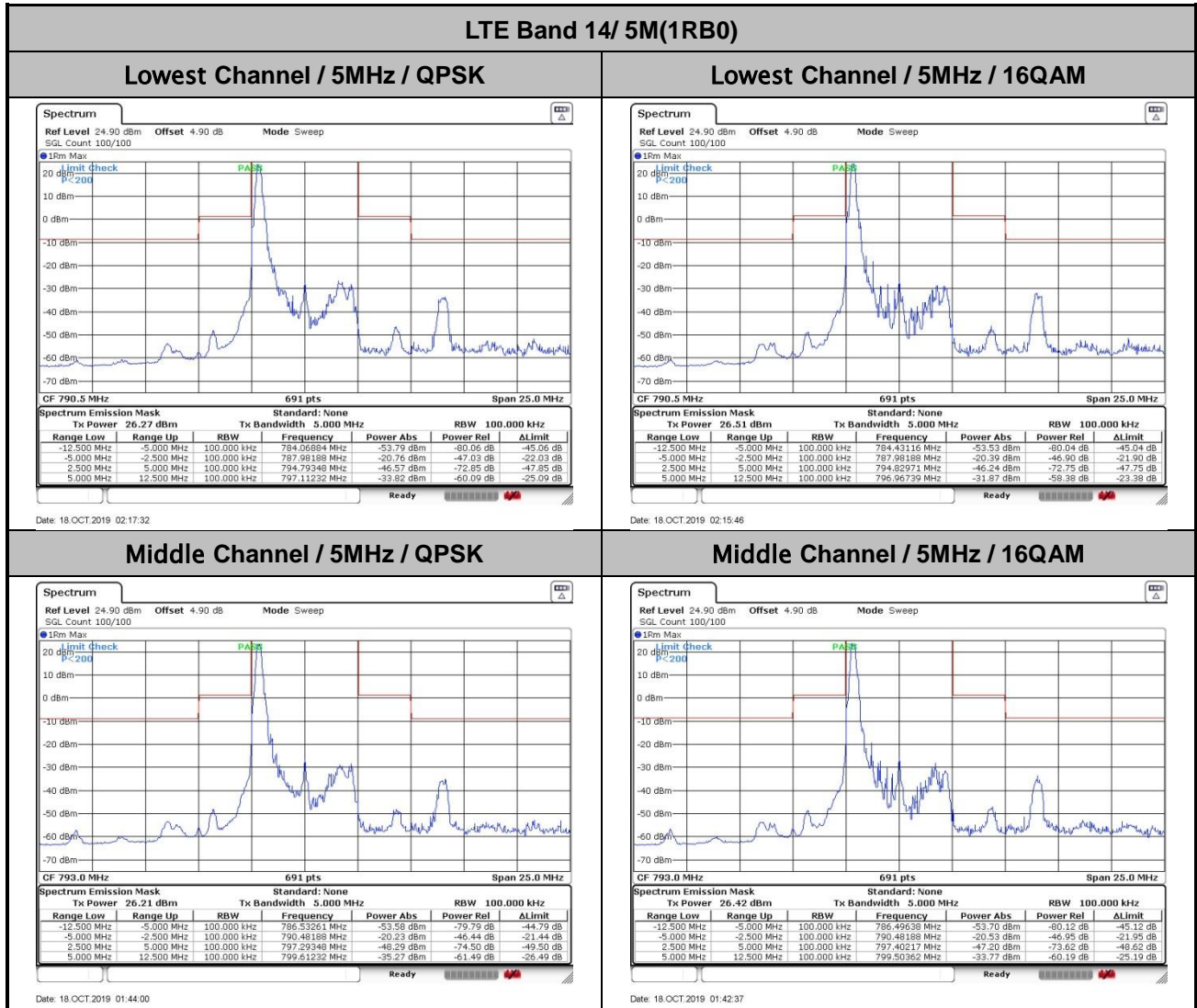
Highest Channel / 64QAM

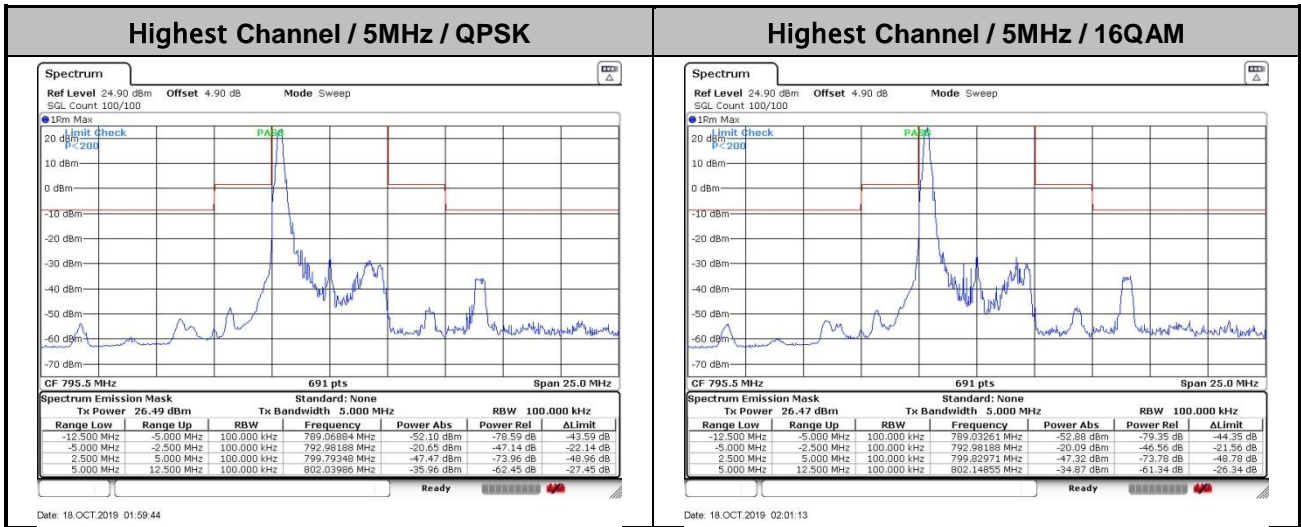


Date: 18.OCT.2019 00:59:18



Emission Mask

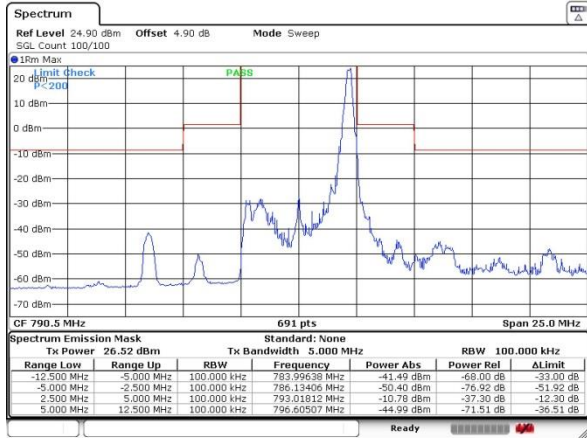






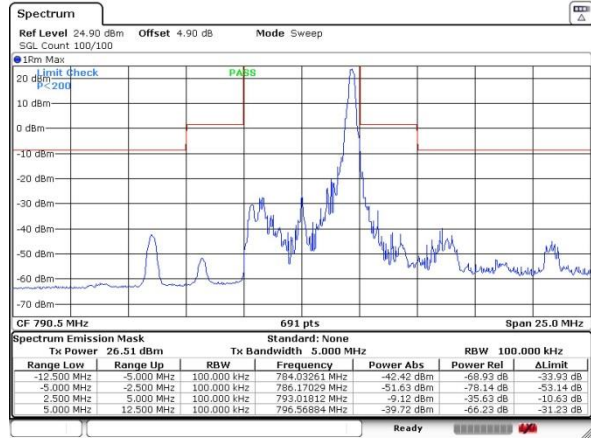
LTE Band 14/ 5M(1RBmax)

Lowest Channel / 5MHz / QPSK



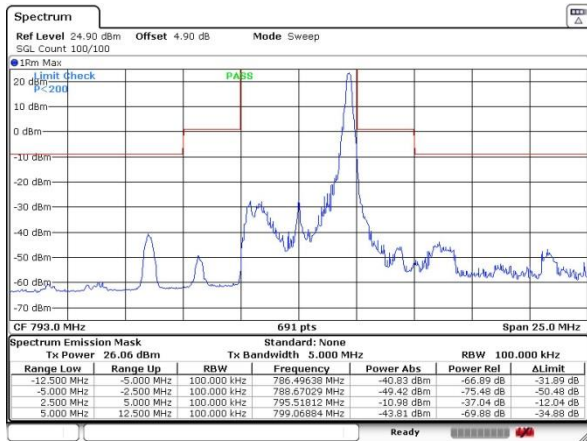
Date: 18.OCT.2019 02:19:59

Lowest Channel / 5MHz / 16QAM



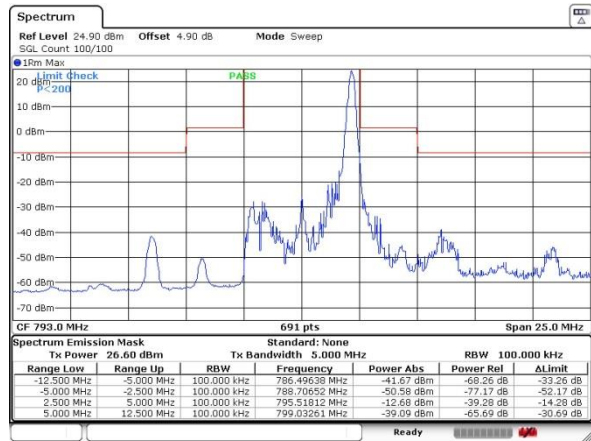
Date: 18.OCT.2019 02:21:29

Middle Channel / 5MHz / QPSK



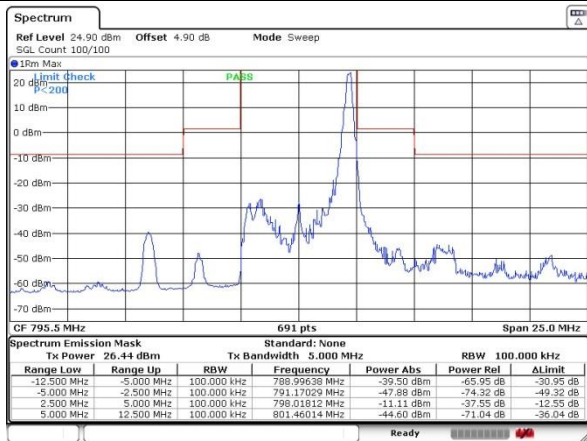
Date: 18.OCT.2019 01:46:03

Middle Channel / 5MHz / 16QAM



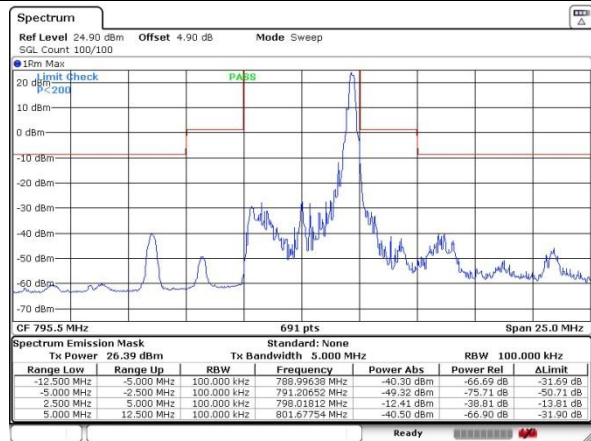
Date: 18.OCT.2019 01:48:19

Highest Channel / 5MHz / QPSK



Date: 18.OCT.2019 01:58:10

Highest Channel / 5MHz / 16QAM

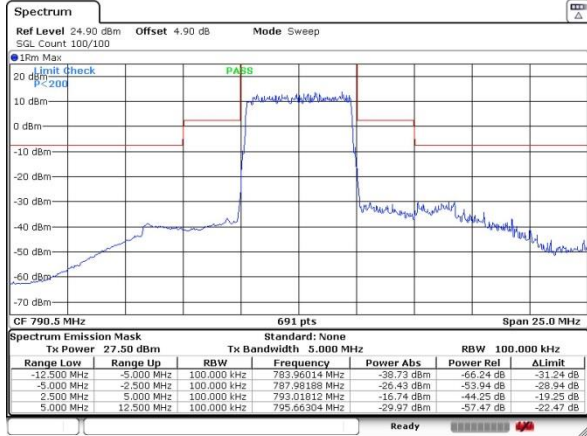


Date: 18.OCT.2019 01:54:15



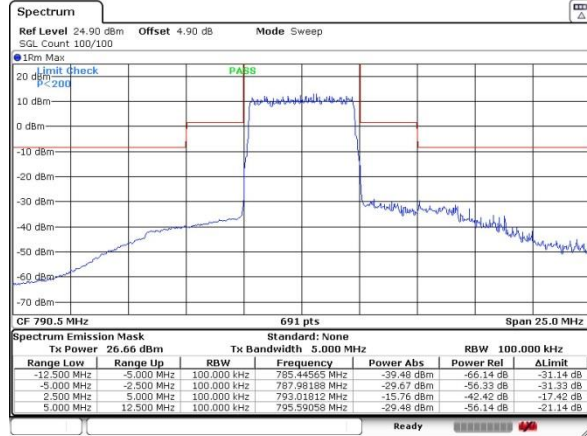
LTE Band 14/ 5M(fullIRB0)

Lowest Channel / 5MHz / QPSK



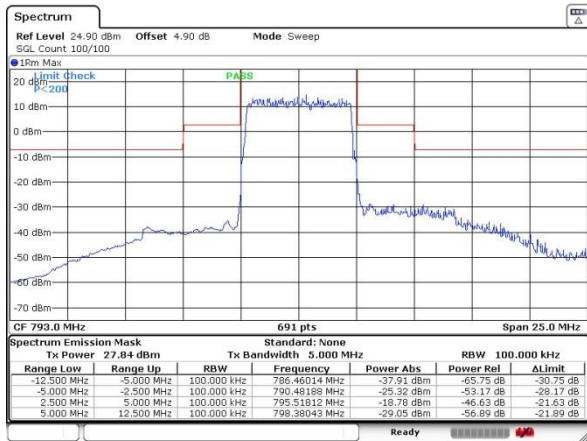
Date: 18.OCT.2019 02:08:56

Lowest Channel / 5MHz / 16QAM



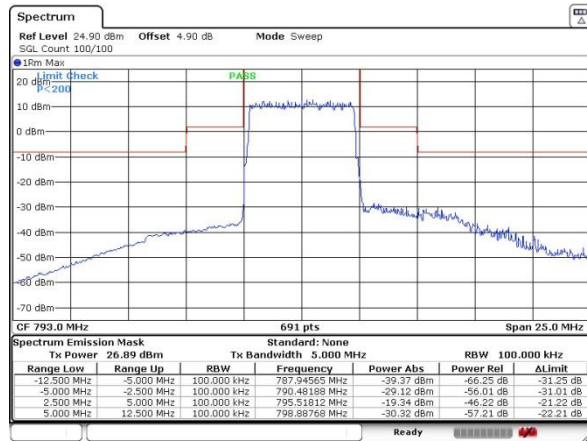
Date: 18.OCT.2019 02:10:47

Middle Channel / 5MHz / QPSK



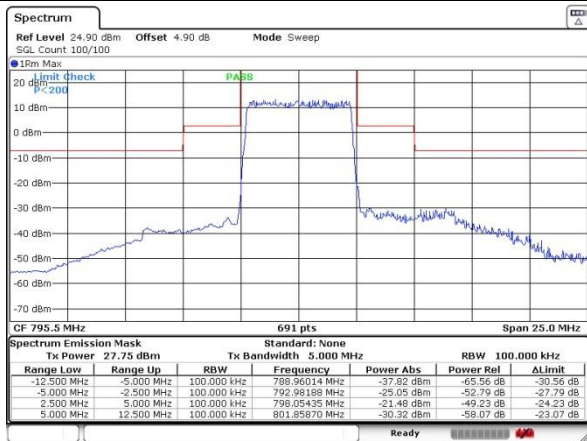
Date: 18.OCT.2019 01:36:17

Middle Channel / 5MHz / 16QAM



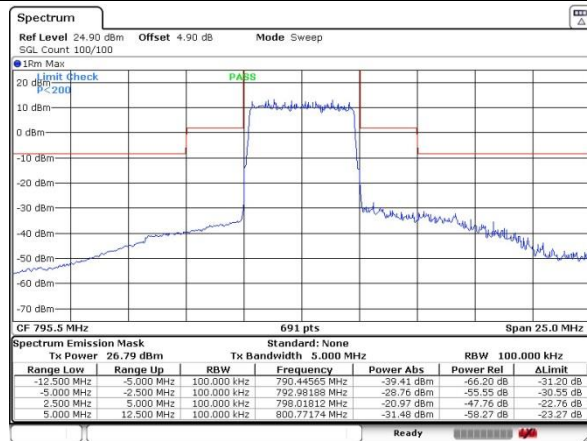
Date: 18.OCT.2019 01:37:42

Highest Channel / 5MHz / QPSK



Date: 18.OCT.2019 02:07:30

Highest Channel / 5MHz / 16QAM

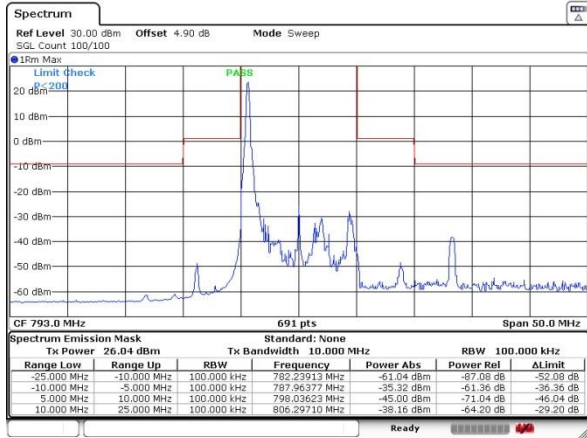


Date: 18.OCT.2019 02:08:11



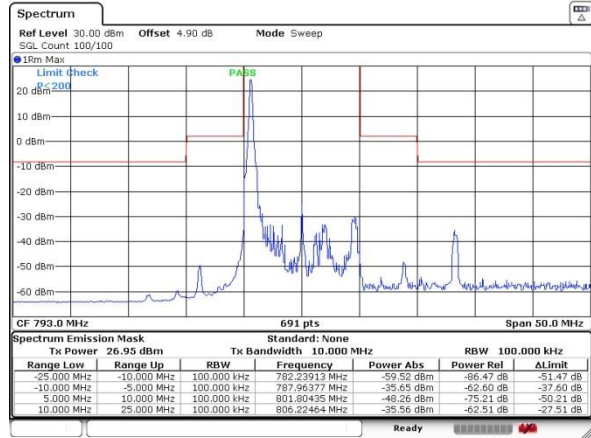
LTE Band 14/ 10MHz

Middle Channel / 1RB0 / QPSK



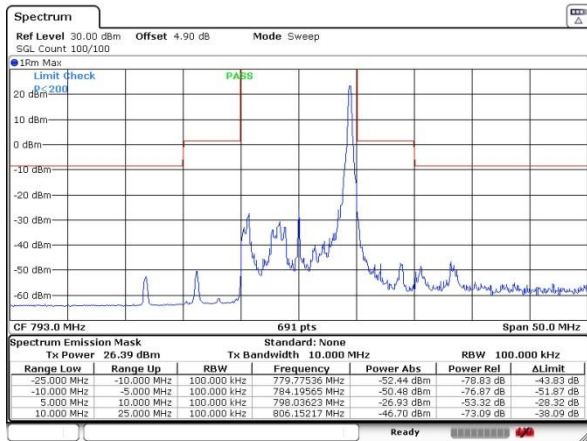
Date: 18.OCT.2019 01:15:26

Middle Channel / 1RB0 / 16QAM



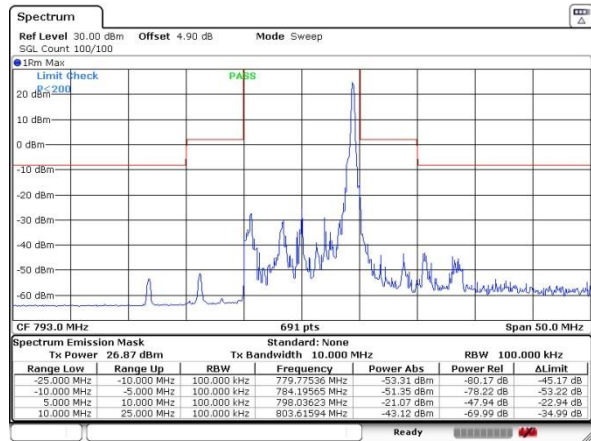
Date: 18.OCT.2019 01:14:28

Middle Channel / 1RBmax / QPSK



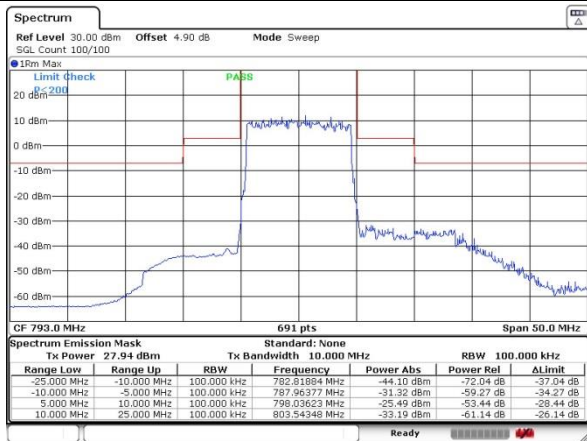
Date: 18.OCT.2019 01:16:53

Middle Channel / 1RBmax / 16QAM



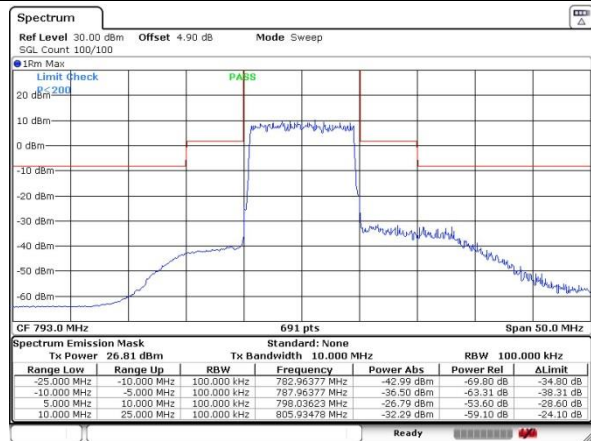
Date: 18.OCT.2019 01:20:43

Middle Channel / full1RB0 / QPSK



Date: 18.OCT.2019 01:26:53

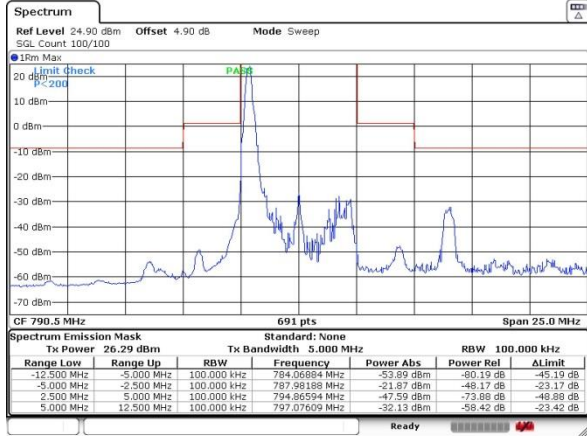
Middle Channel / full1RB0 / 16QAM



Date: 18.OCT.2019 01:25:04

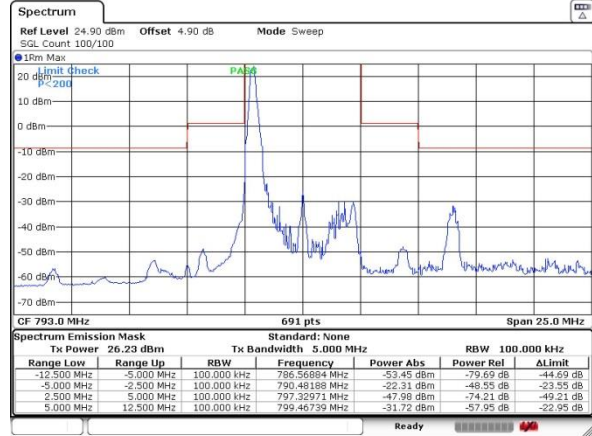
LTE Band 14/ 5MHz

Lowest Channel / 1RB0 / 64QAM



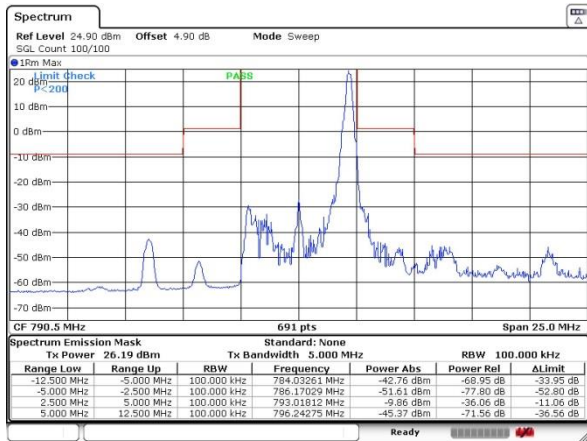
Date: 18.OCT.2019 02:14:00

Middle Channel / 1RB0 / 64QAM



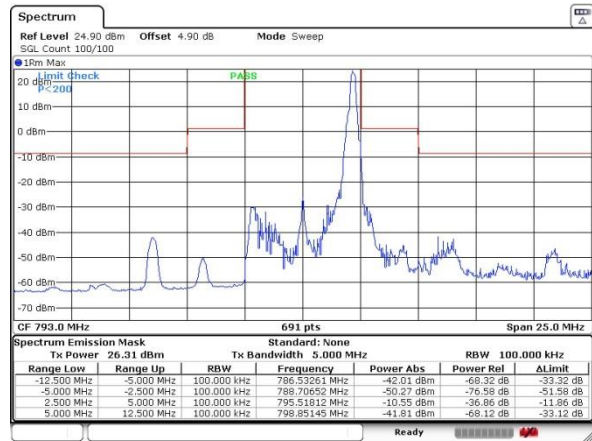
Date: 18.OCT.2019 01:41:15

Lowest Channel / 1RBmax / 64QAM



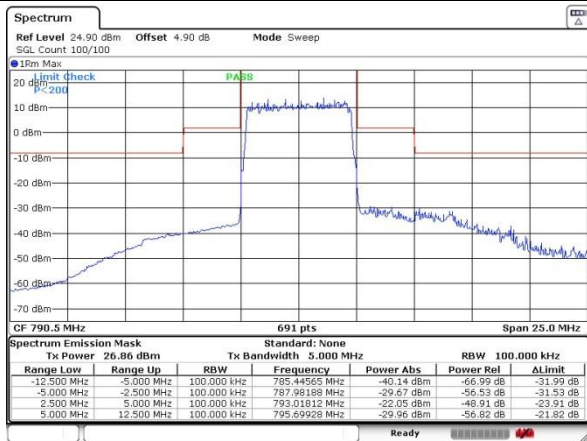
Date: 18.OCT.2019 02:22:50

Middle Channel / 1RBmax / 64QAM



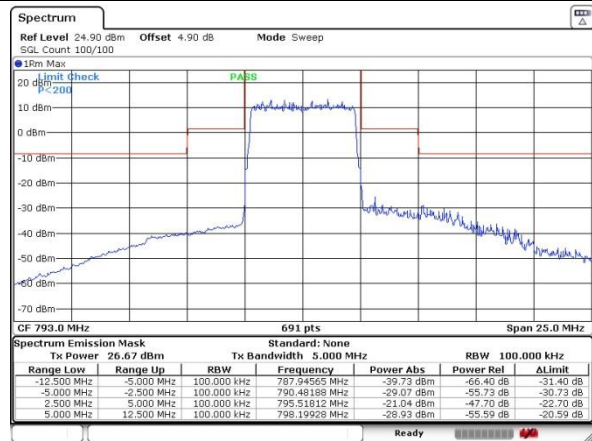
Date: 18.OCT.2019 01:50:12

Lowest Channel / fullRB0 / 64QAM

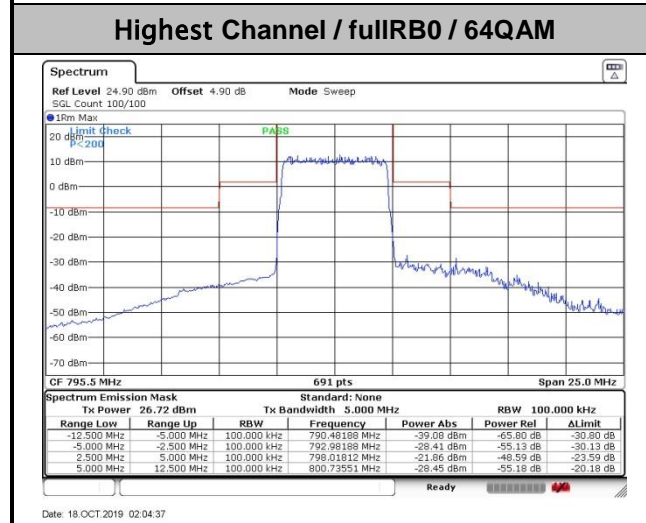
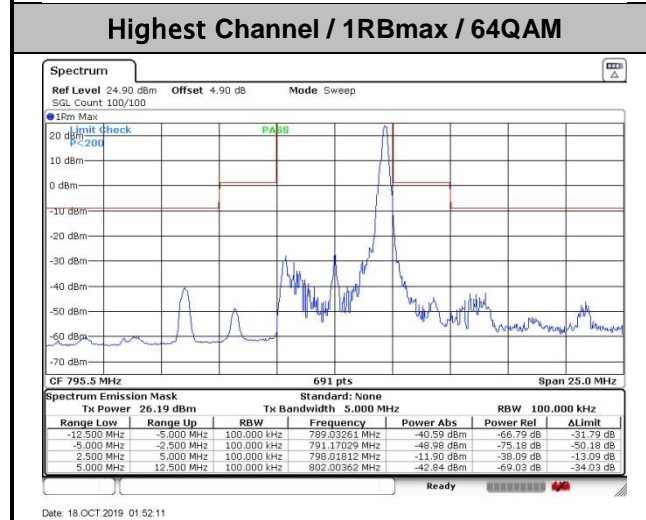
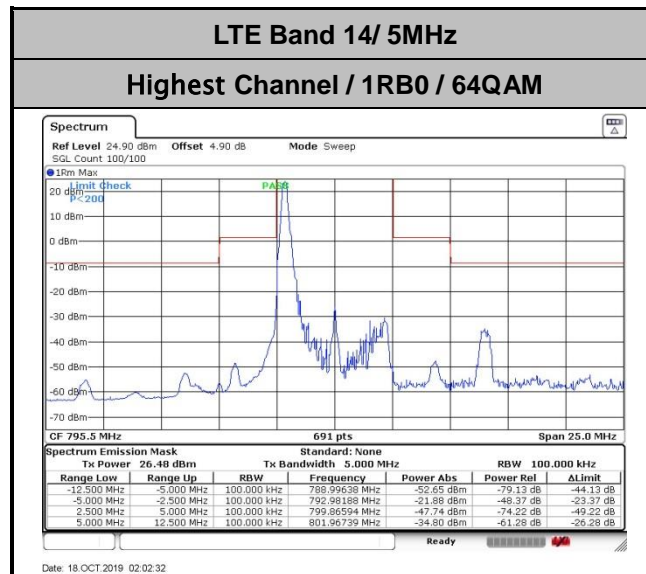


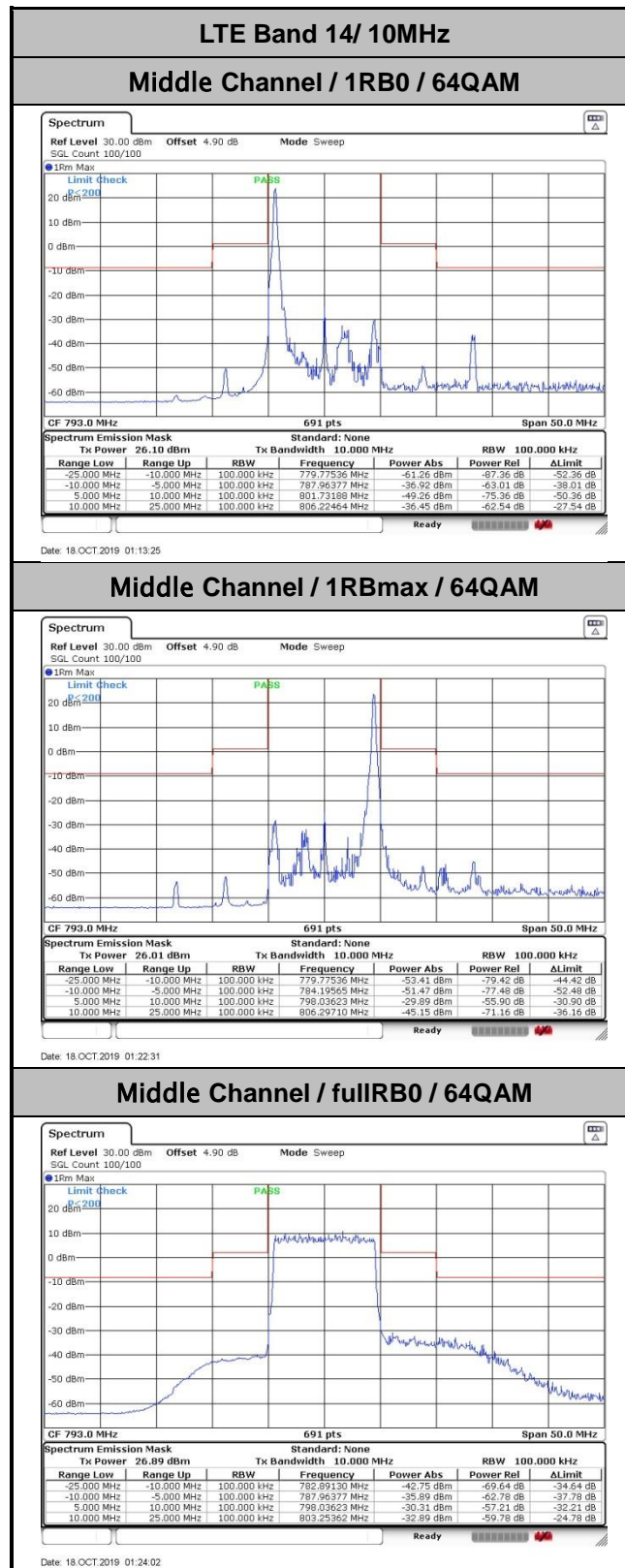
Date: 18.OCT.2019 02:12:45

Middle Channel / fullRB0 / 64QAM



Date: 18.OCT.2019 01:39:22





Frequency Stability

Test Conditions		LTE Band 14 (QPSK) / Middle Channel	Limit
Temperature (°C)	Voltage (Volt)	BW 10MHz	Note 2.
		Deviation (ppm)	Result
50	Normal Voltage	0.0024	PASS
40	Normal Voltage	0.0015	
30	Normal Voltage	0.0005	
20(Ref.)	Normal Voltage	0.0000	
10	Normal Voltage	0.0026	
0	Normal Voltage	0.0030	
-10	Normal Voltage	0.0011	
-20	Normal Voltage	0.0024	
-30	Normal Voltage	0.0006	
20	Maximum Voltage	0.0037	
20	Normal Voltage	0.0006	
20	Battery End Point	0.0026	

Note:

1. Normal Voltage =3.8V. ; Battery End Point (BEP) =3.6V. ; Maximum Voltage =4.4V.
2. Note: The frequency fundamental emissions stay within the authorized frequency block.



Appendix B. Test Results of Radiated Test

Field Strength of Spurious Radiated

LTE Band 14 / 64QAM / RB Size 1 Offset 0								
Bandwidth	Frequency (MHz)	ERP (dBm)	Limit (dBm)	Over Limit (dB)	S.G. Power (dBm)	TX Cable loss (dB)	TX Antenna Gain (dBi)	Polarization (H/V)
5MHz (Lowest)	1576	-59.13	-42.15	-16.98	-61.76	1.09	5.87	H
	2364	-55.37	-13	-42.37	-57.77	1.37	5.92	H
	3156	-63.62	-13	-50.62	-67.51	1.64	7.68	H
	1576	-62.05	-42.15	-19.90	-64.68	1.09	5.87	V
	2364	-61.96	-13	-48.96	-64.36	1.37	5.92	V
	3156	-63.73	-13	-50.73	-67.62	1.64	7.68	V
5MHz (Middle)	1582	-60.24	-42.15	-18.09	-62.87	1.09	5.87	H
	2372	-55.55	-13	-42.55	-57.95	1.37	5.92	H
	3162	-63.79	-13	-50.79	-67.68	1.64	7.68	H
	1582	-62.58	-42.15	-20.43	-65.21	1.09	5.87	V
	2372	-60.67	-13	-47.67	-63.07	1.37	5.92	V
	3162	-63.61	-13	-50.61	-67.50	1.64	7.68	V
5MHz (Highest)	1586	-61.90	-42.15	-19.75	-64.53	1.09	5.87	H
	2380	-56.86	-13	-43.86	-59.26	1.37	5.92	H
	3174	-63.39	-13	-50.39	-67.28	1.64	7.68	H
	1586	-63.35	-42.15	-21.20	-65.98	1.09	5.87	V
	2380	-61.20	-13	-48.20	-63.60	1.37	5.92	V
	3174	-63.62	-13	-50.62	-67.51	1.64	7.68	V
10MHz	1576	-57.59	-42.15	-15.44	-60.22	1.09	5.87	H
	2366	-55.59	-13	-42.59	-57.99	1.37	5.92	H
	3156	-63.62	-13	-50.62	-67.51	1.64	7.68	H
	1576	-61.68	-42.15	-19.53	-64.31	1.09	5.87	V
	2366	-60.32	-13	-47.32	-62.72	1.37	5.92	V
	3156	-63.40	-13	-50.40	-67.29	1.64	7.68	V
Remark: Spurious emissions within 30-1000MHz were found more than 20dB below limit line.								
Test Result					PASS			