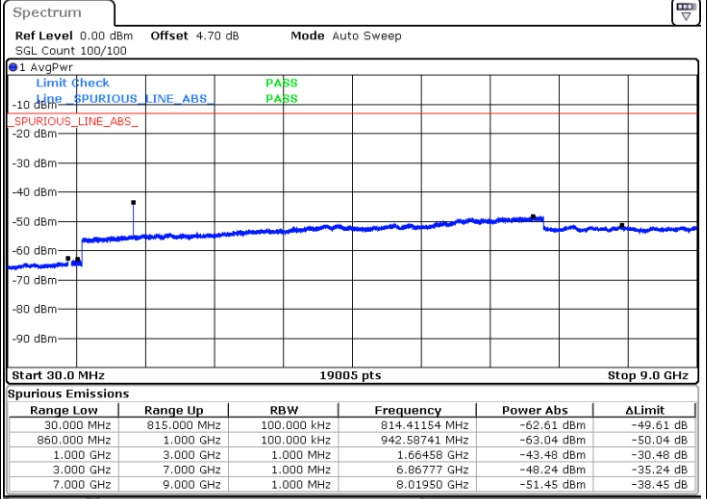
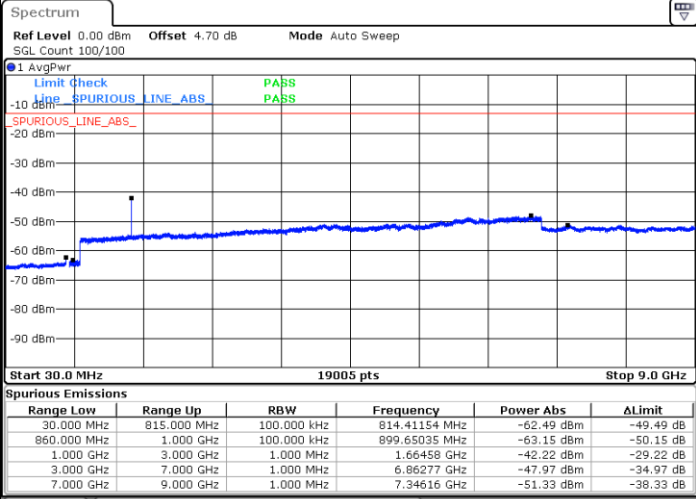




LTE Band 26 / 10MHz

Middle Channel / QPSK

Middle Channel / 16QAM

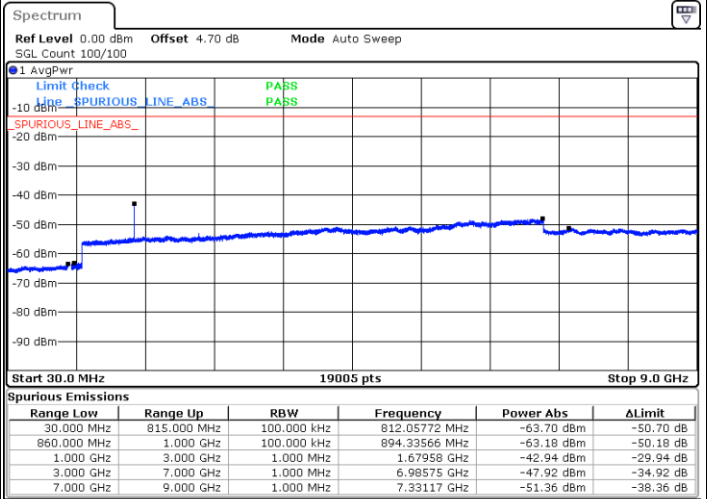
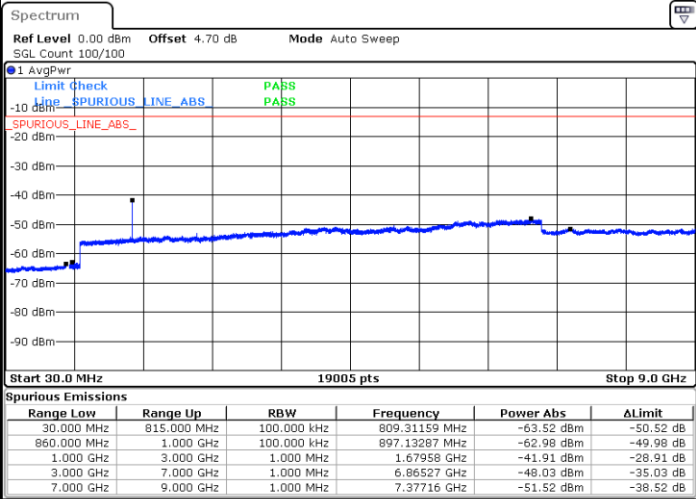


Date: 10.FEB.2020 04:00:11

Date: 10.FEB.2020 03:59:16

Highest Channel / QPSK

Highest Channel / 16QAM



Date: 10.FEB.2020 04:01:05

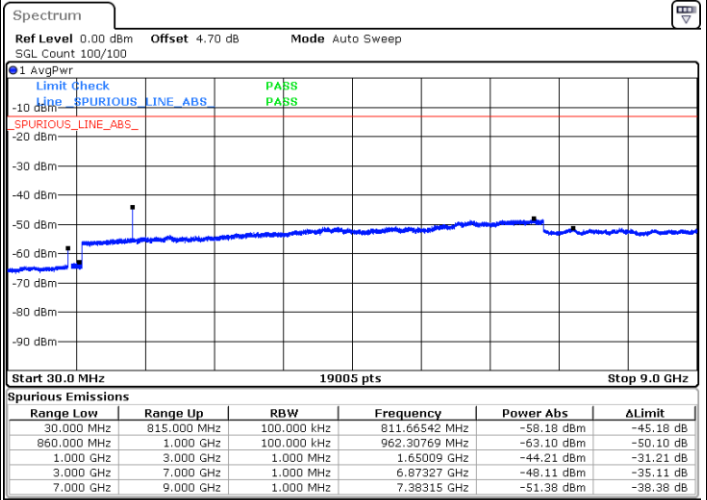
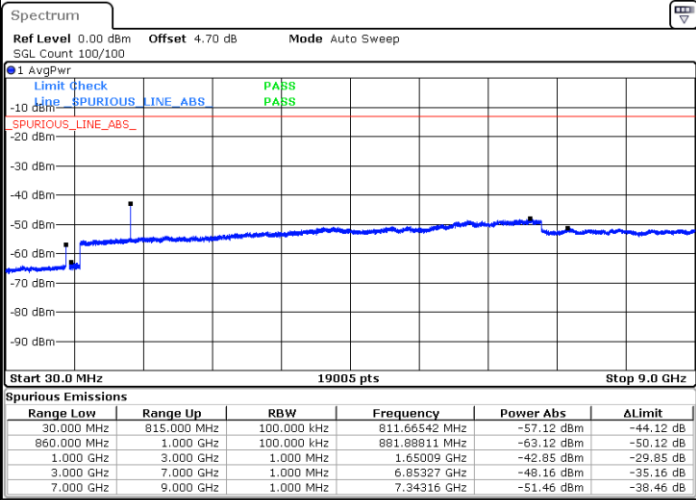
Date: 10.FEB.2020 04:02:00



LTE Band 26 / 15MHz

Lowest Channel / QPSK

Lowest Channel / 16QAM

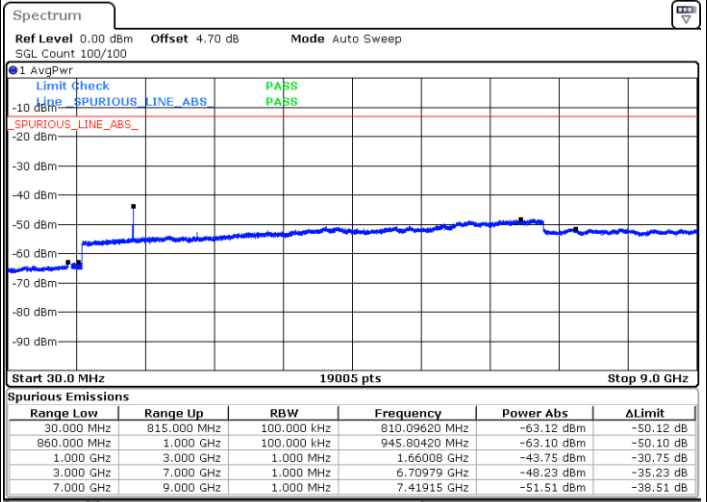
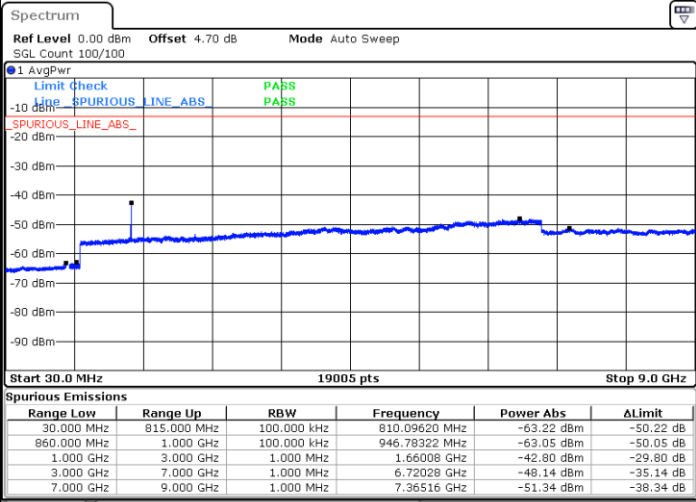


Date: 10.FEB.2020 04:06:59

Date: 10.FEB.2020 04:07:53

Middle Channel / QPSK

Middle Channel / 16QAM



Date: 10.FEB.2020 04:11:32

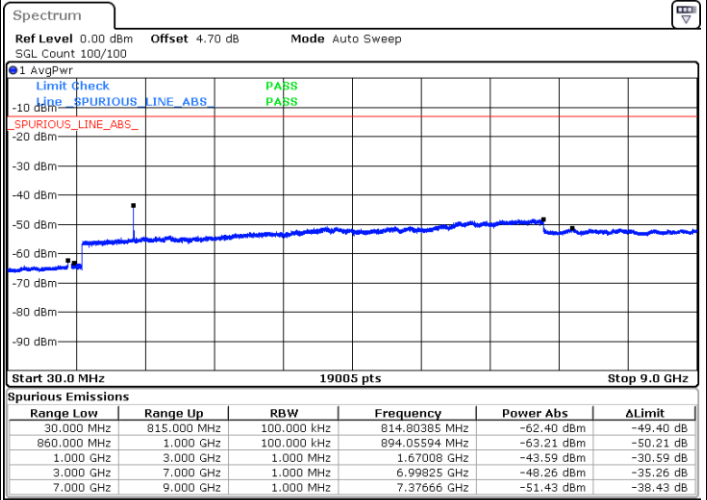
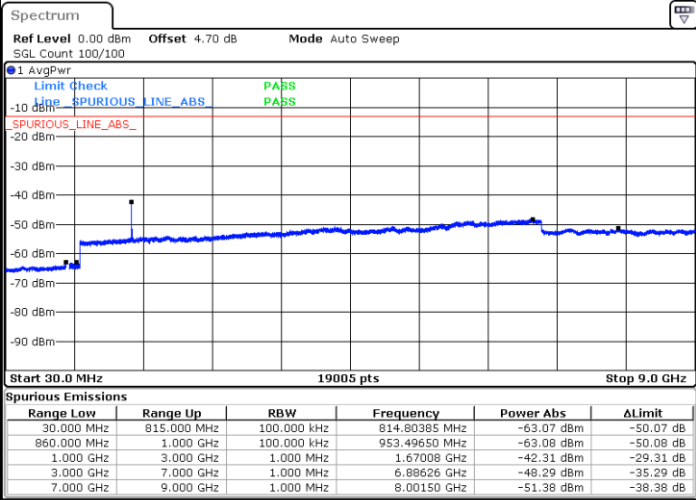
Date: 10.FEB.2020 04:10:37



LTE Band 26 / 15MHz

Highest Channel / QPSK

Highest Channel / 16QAM



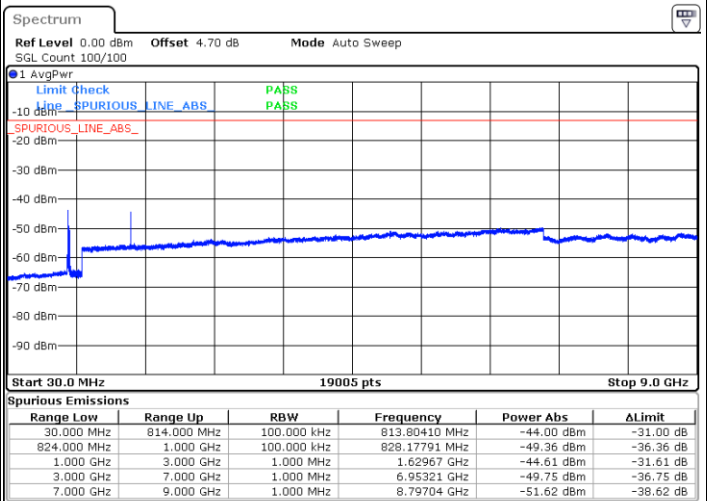
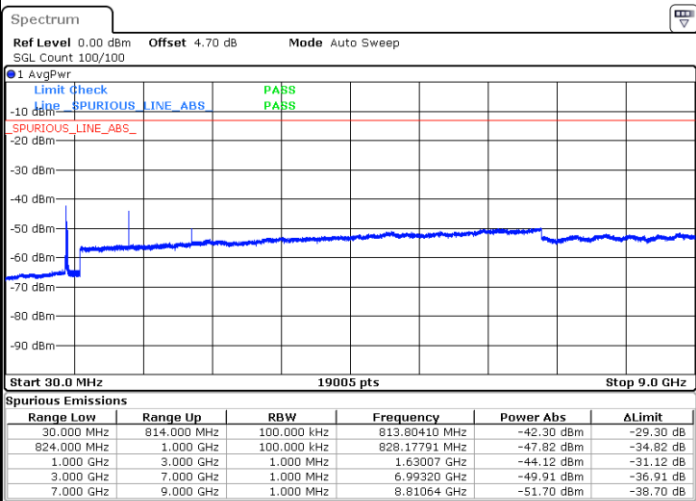
Date: 10.FEB.2020 04:12:26

Date: 10.FEB.2020 04:13:21

CH26765 / 15MHz

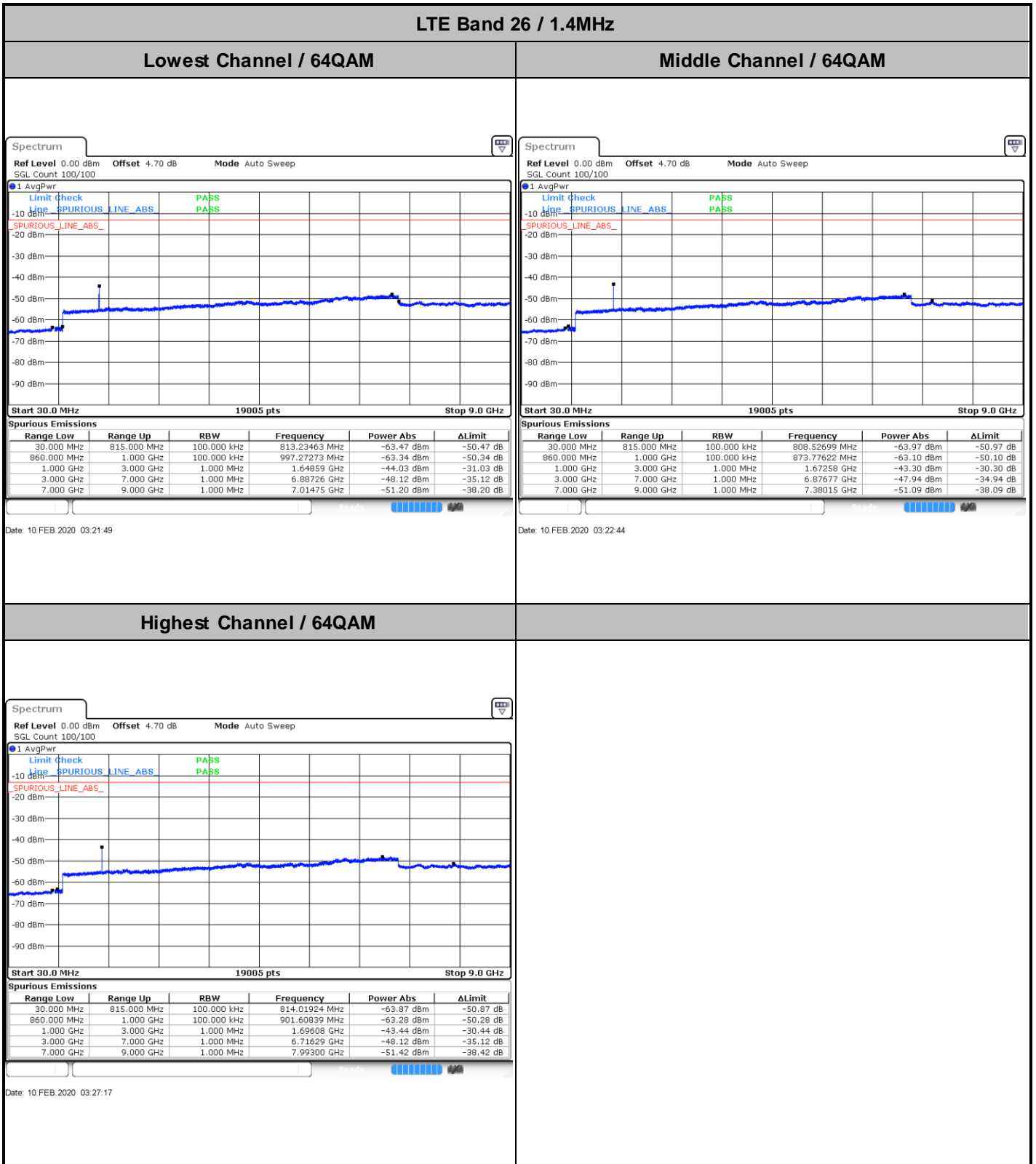
Lowest Channel / QPSK

Lowest Channel / 16QAM



Date: 13.FEB.2020 15:19:02

Date: 13.FEB.2020 15:20:42

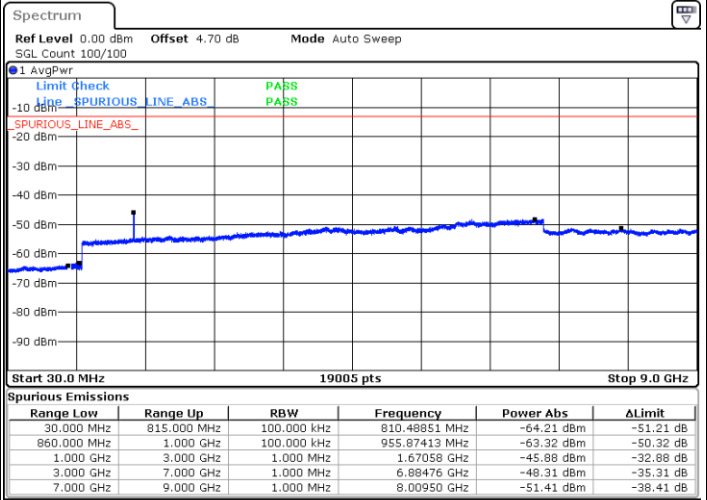
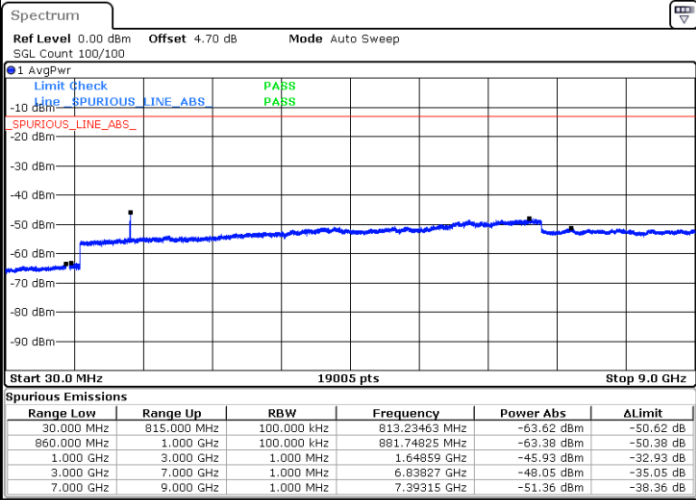




LTE Band 26 / 3MHz

Lowest Channel / 64QAM

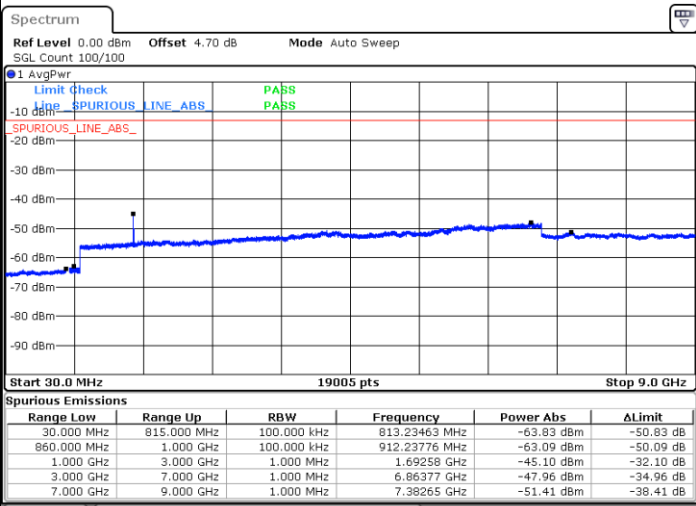
Middle Channel / 64QAM



Date: 10.FEB.2020 03:33:13

Date: 10.FEB.2020 03:37:46

Highest Channel / 64QAM



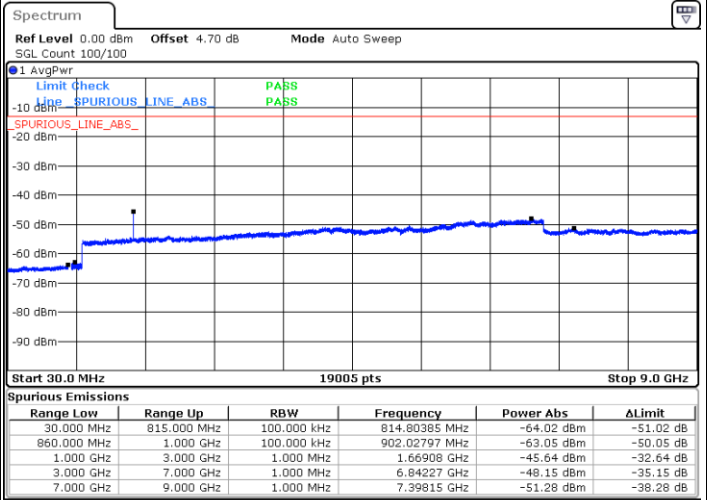
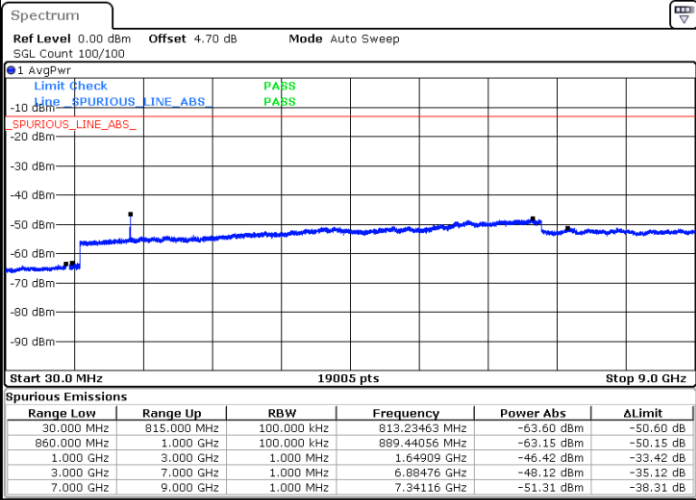
Date: 10.FEB.2020 03:38:41



LTE Band 26 / 5MHz

Lowest Channel / 64QAM

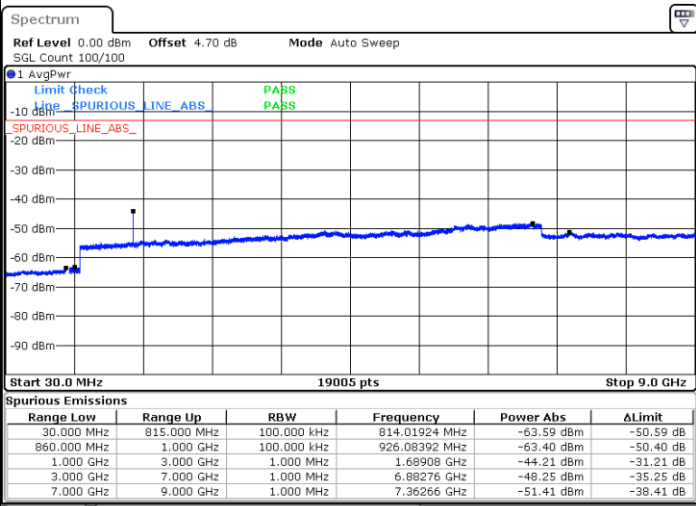
Middle Channel / 64QAM



Date: 10.FEB.2020 03:46:15

Date: 10.FEB.2020 03:47:09

Highest Channel / 64QAM



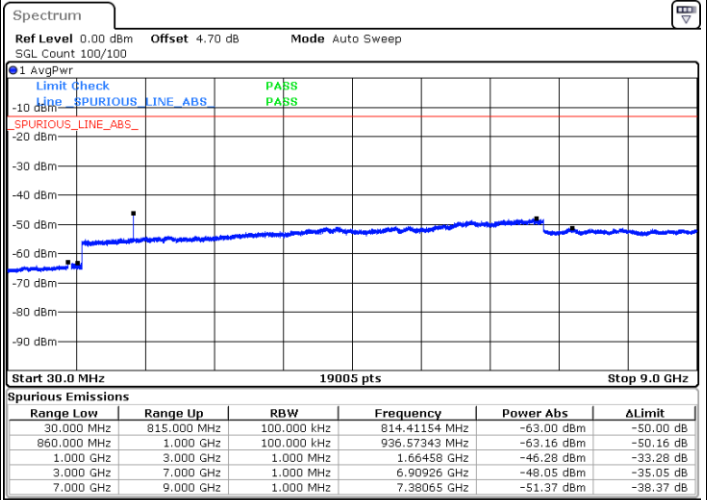
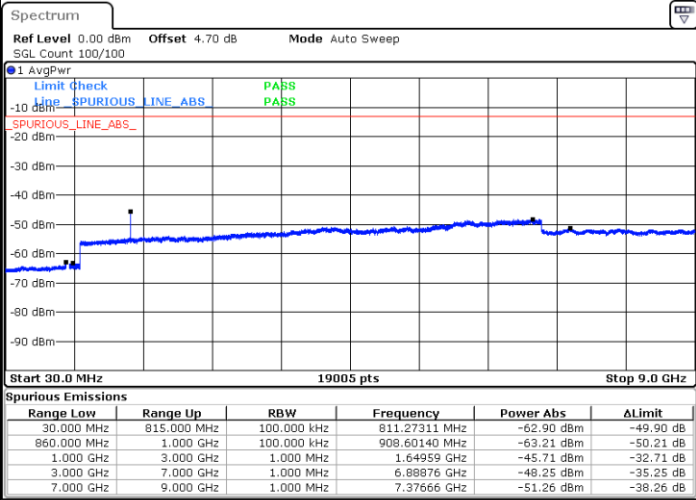
Date: 10.FEB.2020 03:51:42



LTE Band 26 / 10MHz

Lowest Channel / 64QAM

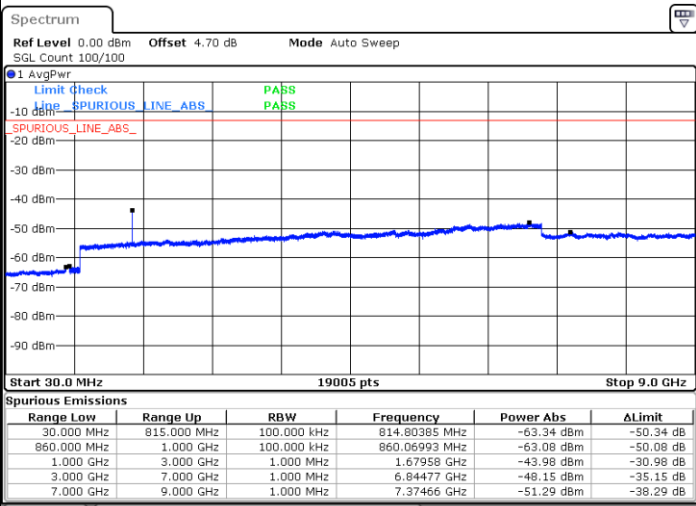
Middle Channel / 64QAM



Date: 10 FEB 2020 03:57:27

Date: 10 FEB 2020 03:58:22

Highest Channel / 64QAM



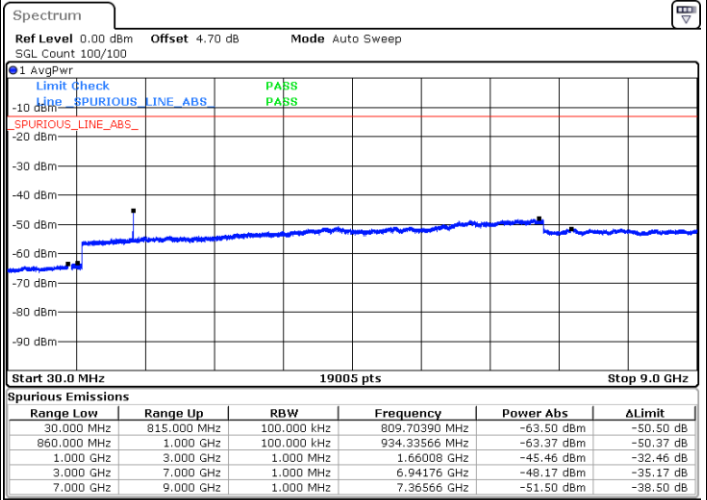
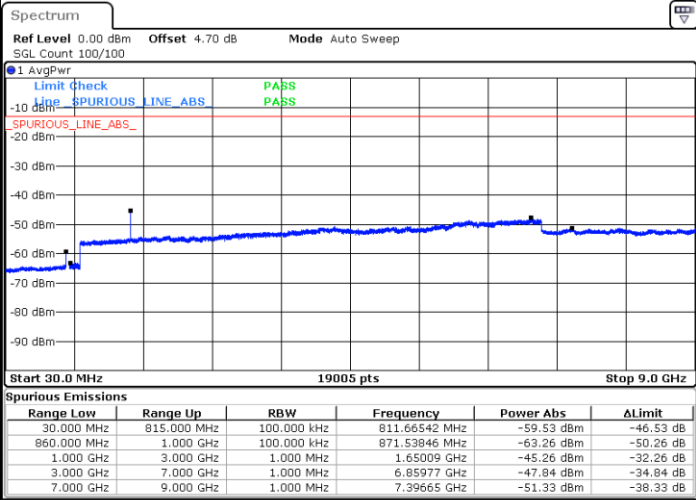
Date: 10 FEB 2020 04:02:55



LTE Band 26 / 15MHz

Lowest Channel / 64QAM

Middle Channel / 64QAM

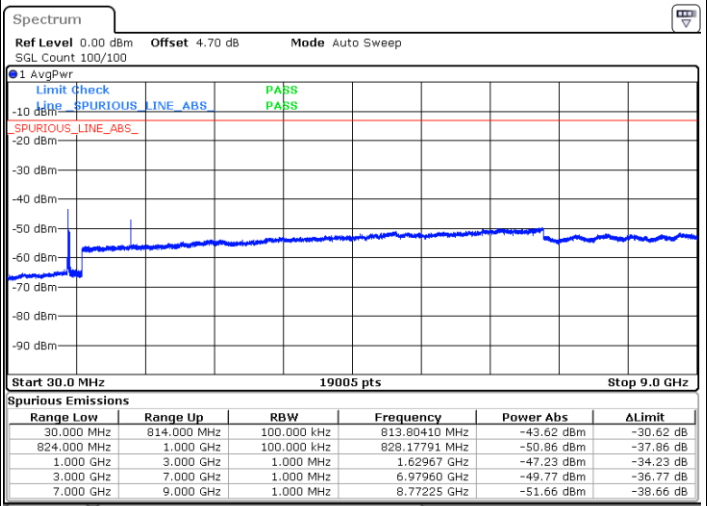
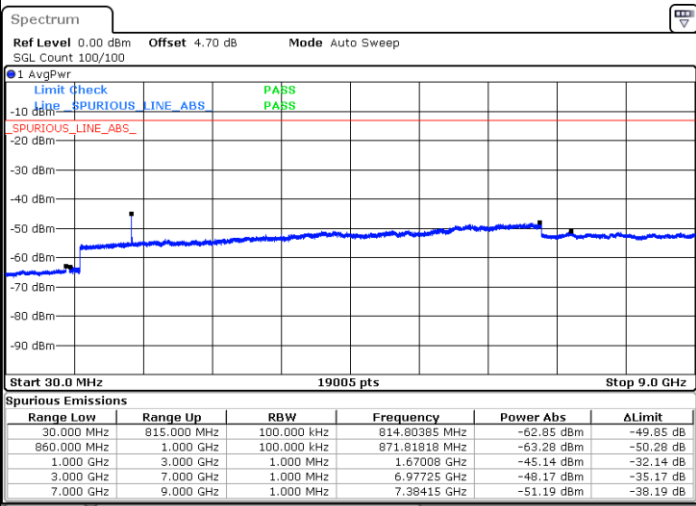


Date: 10.FEB.2020 04:08:48

Date: 10.FEB.2020 04:09:42

Highest Channel / 64QAM

CH26765 / 64QAM



Date: 10.FEB.2020 04:14:15

Date: 13.FEB.2020 15:21:37



Frequency Stability

Test Conditions		LTE Band 26 (QPSK) / Middle Channel	Limit
Temperature (°C)	Voltage (Volt)	BW 10MHz	Note 2.
		Deviation (ppm)	Result
50	Normal Voltage	0.0087	PASS
40	Normal Voltage	0.0075	
30	Normal Voltage	0.0016	
20(Ref.)	Normal Voltage	0.0000	
10	Normal Voltage	0.0093	
0	Normal Voltage	0.0069	
-10	Normal Voltage	0.0026	
-20	Normal Voltage	0.0006	
-30	Normal Voltage	0.0070	
20	Maximum Voltage	0.0022	
20	Normal Voltage	0.0010	
20	Battery End Point	0.0082	

Note:

1. Normal Voltage =3.8 V. ; Battery End Point (BEP) =3.6 V. ; Maximum Voltage =4.4 V.
2. Note: The frequency fundamental emissions stay within the authorized frequency block.



Appendix B. Test Results of Radiated Test

Radiated Spurious Emission

LTE Band 26 / 15MHz / QPSK								
Channel	Frequency (MHz)	EIRP (dBm)	Limit (dBm)	Over Limit (dB)	S.G. Power (dBm)	TX Cable loss (dB)	TX Antenna Gain (dBi)	Polarization (H/V)
Middle	1660	-66.75	-13	-53.75	-73.72	1.58	10.70	H
	2490	-62.81	-13	-49.81	-71.06	2.102	12.50	H
	3318	-64.05	-13	-51.05	-72.94	2.856	13.90	H
	1660	-66.89	-13	-53.89	-73.86	1.58	10.70	V
	2490	-62.37	-13	-49.37	-70.62	2.10	12.50	V
	3318	-63.85	-13	-50.85	-72.74	2.86	13.90	V

Remark: Spurious emissions within 30-1000MHz were found more than 20dB below limit line.



Appendix D. Reference Report

Please refer to Sporton report number FG9O2103-01B which is issued separately.