

#01_HAC_E_GSM850_GSM Voice_Ch128

Communication System: GSM-FDD (TDMA, GMSK); Frequency: 824.2 MHz; Duty Cycle: 1:8.6896

Medium: Air Medium parameters used: $\sigma = 0$ S/m, $\epsilon_r = 1$; $\rho = 0$ kg/m³

Ambient Temperature : 23.7 °C;

DASY5 Configuration:

- Probe: EF3DV3 - SN4047; ConvF(1, 1, 1) @ 817.9 MHz; Calibrated: 2020/1/24
- Sensor-Surface: (Fix Surface)
- Electronics: DAE4 Sn1311; Calibrated: 2019/8/27
- Phantom: HAC Test Arch with AMCC; Type: SD HAC P01 BA;
- Measurement SW: DASY52, Version 52.10 (2); SEMCAD X Version 14.6.12 (7470)

E Scan - ER3D: 15 mm from Probe Center to the Device/Hearing Aid Compatibility Test

(101x101x1): Interpolated grid: dx=0.5000 mm, dy=0.5000 mm

Device Reference Point: 0, 0, -6.3 mm

Reference Value = 66.61 V/m; Power Drift = -0.01 dB

Applied MIF = 3.63 dB

RF audio interference level = 37.63 dBV/m

Emission category: M4

MIF scaled E-field


Grid 1 M4 36.75 dBV/m	Grid 2 M4 37.05 dBV/m	Grid 3 M4 36.14 dBV/m
Grid 4 M4 37.08 dBV/m	Grid 5 M4 37.31 dBV/m	Grid 6 M4 36.43 dBV/m
Grid 7 M4 37.52 dBV/m	Grid 8 M4 37.63 dBV/m	Grid 9 M4 36.57 dBV/m

Cursor:

Total = 37.63 dBV/m

E Category: M4

Location: 3, 25, 8.7 mm



0 dB = 76.08 V/m = 37.63 dBV/m

#02_HAC_E_GSM850_GSM Voice_Ch189

Communication System: GSM-FDD (TDMA, GMSK); Frequency: 836.4 MHz; Duty Cycle: 1:8.6896

Medium: Air Medium parameters used: $\sigma = 0$ S/m, $\epsilon_r = 1$; $\rho = 0$ kg/m³

Ambient Temperature : 23.7 °C

DASY5 Configuration:

- Probe: EF3DV3 - SN4047; ConvF(1, 1, 1) @ 817.9 MHz; Calibrated: 2020/1/24
- Sensor-Surface: (Fix Surface)
- Electronics: DAE4 Sn1311; Calibrated: 2019/8/27
- Phantom: HAC Test Arch with AMCC; Type: SD HAC P01 BA;
- Measurement SW: DASY52, Version 52.10 (2); SEMCAD X Version 14.6.12 (7470)

E Scan - ER3D: 15 mm from Probe Center to the Device/Hearing Aid Compatibility Test (101x101x1): Interpolated grid: dx=0.5000 mm, dy=0.5000 mm

Device Reference Point: 0, 0, -6.3 mm

Reference Value = 65.71 V/m; Power Drift = -0.07 dB

Applied MIF = 3.63 dB

RF audio interference level = 37.43 dBV/m

Emission category: M4

MIF scaled E-field


Grid 1 M4 36.55 dBV/m	Grid 2 M4 36.91 dBV/m	Grid 3 M4 36.08 dBV/m
Grid 4 M4 36.84 dBV/m	Grid 5 M4 37.15 dBV/m	Grid 6 M4 36.29 dBV/m
Grid 7 M4 37.24 dBV/m	Grid 8 M4 37.43 dBV/m	Grid 9 M4 36.41 dBV/m

Cursor:

Total = 37.43 dBV/m

E Category: M4

Location: 2, 25, 8.7 mm



0 dB = 74.38 V/m = 37.43 dBV/m

#03_HAC_E_GSM850_GSM Voice_Ch251

Communication System: GSM-FDD (TDMA, GMSK); Frequency: 848.8 MHz; Duty Cycle: 1:8.6896

Medium: Air Medium parameters used: $\sigma = 0$ S/m, $\epsilon_r = 1$; $\rho = 0$ kg/m³

Ambient Temperature : 23.7 °C

DASY5 Configuration:

- Probe: EF3DV3 - SN4047; ConvF(1, 1, 1) @ 817.9 MHz; Calibrated: 2020/1/24
- Sensor-Surface: (Fix Surface)
- Electronics: DAE4 Sn1311; Calibrated: 2019/8/27
- Phantom: HAC Test Arch with AMCC; Type: SD HAC P01 BA;
- Measurement SW: DASY52, Version 52.10 (2); SEMCAD X Version 14.6.12 (7470)

E Scan - ER3D: 15 mm from Probe Center to the Device/Hearing Aid Compatibility Test (101x101x1): Interpolated grid: dx=0.5000 mm, dy=0.5000 mm

Device Reference Point: 0, 0, -6.3 mm

Reference Value = 67.94 V/m; Power Drift = -0.02 dB

Applied MIF = 3.63 dB

RF audio interference level = 37.59 dBV/m

Emission category: M4

MIF scaled E-field


Grid 1 M4 36.77 dBV/m	Grid 2 M4 37.23 dBV/m	Grid 3 M4 36.57 dBV/m
Grid 4 M4 37.05 dBV/m	Grid 5 M4 37.45 dBV/m	Grid 6 M4 36.75 dBV/m
Grid 7 M4 37.33 dBV/m	Grid 8 M4 37.59 dBV/m	Grid 9 M4 36.79 dBV/m

Cursor:

Total = 37.59 dBV/m

E Category: M4

Location: 2, 25, 8.7 mm



0 dB = 75.80 V/m = 37.59 dBV/m

#04_HAC_E_GSM1900_GSM Voice_Ch512

Communication System: GSM-FDD (TDMA, GMSK); Frequency: 1850.2 MHz; Duty Cycle: 1:8.6896

Medium: Air Medium parameters used: $\sigma = 0$ S/m, $\epsilon_r = 1$; $\rho = 0$ kg/m³

Ambient Temperature : 23.7 °C

DASY5 Configuration:

- Probe: EF3DV3 - SN4047; ConvF(1, 1, 1) @ 817.9 MHz; Calibrated: 2020/1/24
- Sensor-Surface: (Fix Surface)
- Electronics: DAE4 Sn1311; Calibrated: 2019/8/27
- Phantom: HAC Test Arch with AMCC; Type: SD HAC P01 BA;
- Measurement SW: DASY52, Version 52.10 (2); SEMCAD X Version 14.6.12 (7470)

E Scan - ER3D: 15 mm from Probe Center to the Device/Hearing Aid Compatibility Test (101x101x1): Interpolated grid: dx=0.5000 mm, dy=0.5000 mm

Device Reference Point: 0, 0, -6.3 mm

Reference Value = 6.195 V/m; Power Drift = 0.03 dB

Applied MIF = 3.63 dB

RF audio interference level = 25.17 dBV/m

Emission category: M4

MIF scaled E-field


Grid 1 M4 22.65 dBV/m	Grid 2 M4 22.64 dBV/m	Grid 3 M4 21.64 dBV/m
Grid 4 M4 19.53 dBV/m	Grid 5 M4 21.27 dBV/m	Grid 6 M4 21.15 dBV/m
Grid 7 M4 24.3 dBV/m	Grid 8 M4 25.17 dBV/m	Grid 9 M4 24.6 dBV/m

Cursor:

Total = 25.17 dBV/m

E Category: M4

Location: 0, 25, 8.7 mm



0 dB = 18.13 V/m = 25.17 dBV/m

#05_HAC_E_GSM1900_GSM Voice_Ch661

Communication System: DAC, GSM-FDD (TDMA, GMSK); Frequency: 1880 MHz; Duty Cycle: 1:8.6896

Medium: Air Medium parameters used: $\sigma = 0 \text{ S/m}$, $\epsilon_r = 1$; $\rho = 0 \text{ kg/m}^3$

Ambient Temperature : 23.7 °C

DASY5 Configuration:

- Probe: EF3DV3 - SN4047; ConvF(1, 1, 1) @ 817.9 MHz; Calibrated: 2020/1/24
- Sensor-Surface: (Fix Surface)
- Electronics: DAE4 Sn1311; Calibrated: 2019/8/27
- Phantom: HAC Test Arch with AMCC; Type: SD HAC P01 BA;
- Measurement SW: DASY52, Version 52.10 (2); SEMCAD X Version 14.6.12 (7470)

E Scan - ER3D: 15 mm from Probe Center to the Device/Hearing Aid Compatibility Test

(101x101x1): Interpolated grid: dx=0.5000 mm, dy=0.5000 mm

Device Reference Point: 0, 0, -6.3 mm

Reference Value = 5.113 V/m; Power Drift = 0.02 dB

Applied MIF = 3.63 dB

RF audio interference level = 24.28 dBV/m

Emission category: M4

MIF scaled E-field


Grid 1 M4 23.04 dBV/m	Grid 2 M4 23.49 dBV/m	Grid 3 M4 23.06 dBV/m
Grid 4 M4 16.76 dBV/m	Grid 5 M4 19.17 dBV/m	Grid 6 M4 20.09 dBV/m
Grid 7 M4 23.61 dBV/m	Grid 8 M4 24.28 dBV/m	Grid 9 M4 23.92 dBV/m

Cursor:

Total = 24.28 dBV/m

E Category: M4

Location: -3.5, 25, 8.7 mm



0 dB = 16.37 V/m = 24.28 dBV/m

#06_HAC_E_GSM1900_GSM Voice_Ch810

Communication System: GSM-FDD (TDMA, GMSK); Frequency: 1909.8 MHz; Duty Cycle: 1:8.6896

Medium: Air Medium parameters used: $\sigma = 0$ S/m, $\epsilon_r = 1$; $\rho = 0$ kg/m³

Ambient Temperature : 23.7 °C

DASY5 Configuration:

- Probe: EF3DV3 - SN4047; ConvF(1, 1, 1) @ 817.9 MHz; Calibrated: 2020/1/24
- Sensor-Surface: (Fix Surface)
- Electronics: DAE4 Sn1311; Calibrated: 2019/8/27
- Phantom: HAC Test Arch with AMCC; Type: SD HAC P01 BA;
- Measurement SW: DASY52, Version 52.10 (2); SEMCAD X Version 14.6.12 (7470)

E Scan - ER3D: 15 mm from Probe Center to the Device/Hearing Aid Compatibility Test

(101x101x1): Interpolated grid: dx=0.5000 mm, dy=0.5000 mm

Device Reference Point: 0, 0, -6.3 mm

Reference Value = 5.971 V/m; Power Drift = 0.11 dB

Applied MIF = 3.63 dB

RF audio interference level = 23.64 dBV/m

Emission category: M4

MIF scaled E-field


Grid 1 M4 23 dBV/m	Grid 2 M4 23.36 dBV/m	Grid 3 M4 22.88 dBV/m
Grid 4 M4 17.28 dBV/m	Grid 5 M4 20.02 dBV/m	Grid 6 M4 20.49 dBV/m
Grid 7 M4 22.27 dBV/m	Grid 8 M4 23.64 dBV/m	Grid 9 M4 23.58 dBV/m

Cursor:

Total = 23.64 dBV/m

E Category: M4

Location: -5, 25, 8.7 mm



0 dB = 15.21 V/m = 23.64 dBV/m

#07_HAC_E_CDMA BC0_ 1xRTT, RC1 SO3, 1/8th Rate_Ch1013

Communication System: CDMA2000, RC1, SO3, 1/8th Rate 25 fr.; Frequency: 824.7 MHz; Duty Cycle: 1:17.7419

Medium: Air Medium parameters used: $\sigma = 0$ S/m, $\epsilon_r = 1$; $\rho = 0$ kg/m³

Ambient Temperature : 23.7 °C

DASY5 Configuration:

- Probe: EF3DV3 - SN4047; ConvF(1, 1, 1) @ 817.9 MHz; Calibrated: 2020/1/24
- Sensor-Surface: (Fix Surface)
- Electronics: DAE4 Sn1311; Calibrated: 2019/8/27
- Phantom: HAC Test Arch with AMCC; Type: SD HAC P01 BA;
- Measurement SW: DASY52, Version 52.10 (2); SEMCAD X Version 14.6.12 (7470)

E Scan - ER3D: 15 mm from Probe Center to the Device/Hearing Aid Compatibility Test (101x101x1): Interpolated grid: dx=0.5000 mm, dy=0.5000 mm

Device Reference Point: 0, 0, -6.3 mm

Reference Value = 45.00 V/m; Power Drift = -0.04 dB

Applied MIF = 3.26 dB

RF audio interference level = 33.78 dBV/m

Emission category: M4

MIF scaled E-field


Grid 1 M4 32.61 dBV/m	Grid 2 M4 32.86 dBV/m	Grid 3 M4 31.97 dBV/m
Grid 4 M4 33.07 dBV/m	Grid 5 M4 33.34 dBV/m	Grid 6 M4 32.29 dBV/m
Grid 7 M4 33.7 dBV/m	Grid 8 M4 33.78 dBV/m	Grid 9 M4 32.57 dBV/m

Cursor:

Total = 33.78 dBV/m

E Category: M4

Location: 5, 25, 8.7 mm



0 dB = 48.87 V/m = 33.78 dBV/m

#08_HAC_E_CDMA BC0_ 1xRTT, RC1 SO3, 1/8th Rate_Ch384

Communication System: CDMA2000, RC1, SO3, 1/8th Rate 25 fr.; Frequency: 836.52 MHz; Duty Cycle: 1:17.7419

Medium: Air Medium parameters used: $\sigma = 0$ S/m, $\epsilon_r = 1$; $\rho = 0$ kg/m³

Ambient Temperature : 23.7 °C

DASY5 Configuration:

- Probe: EF3DV3 - SN4047; ConvF(1, 1, 1) @ 817.9 MHz; Calibrated: 2020/1/24
- Sensor-Surface: (Fix Surface)
- Electronics: DAE4 Sn1311; Calibrated: 2019/8/27
- Phantom: HAC Test Arch with AMCC; Type: SD HAC P01 BA;
- Measurement SW: DASY52, Version 52.10 (2); SEMCAD X Version 14.6.12 (7470)

E Scan - ER3D: 15 mm from Probe Center to the Device/Hearing Aid Compatibility Test

(101x101x1): Interpolated grid: dx=0.5000 mm, dy=0.5000 mm

Device Reference Point: 0, 0, -6.3 mm

Reference Value = 46.59 V/m; Power Drift = 0.03 dB

Applied MIF = 3.26 dB

RF audio interference level = 34.23 dBV/m

Emission category: M4

MIF scaled E-field


Grid 1 M4 32.89 dBV/m	Grid 2 M4 33.2 dBV/m	Grid 3 M4 32.32 dBV/m
Grid 4 M4 33.41 dBV/m	Grid 5 M4 33.69 dBV/m	Grid 6 M4 32.77 dBV/m
Grid 7 M4 34.1 dBV/m	Grid 8 M4 34.23 dBV/m	Grid 9 M4 33.07 dBV/m

Cursor:

Total = 34.23 dBV/m

E Category: M4

Location: 4.5, 25, 8.7 mm



0 dB = 51.46 V/m = 34.23 dBV/m

#09_HAC_E_CDMA BC0_ 1xRTT, RC1 SO3, 1/8th Rate_Ch777

Communication System: CDMA2000, RC1, SO3, 1/8th Rate 25 fr.; Frequency: 848.31 MHz; Duty Cycle: 1:17.7419

Medium: Air Medium parameters used: $\sigma = 0$ S/m, $\epsilon_r = 1$; $\rho = 0$ kg/m³

Ambient Temperature : 23.7 °C

DASY5 Configuration:

- Probe: EF3DV3 - SN4047; ConvF(1, 1, 1) @ 817.9 MHz; Calibrated: 2020/1/24
- Sensor-Surface: (Fix Surface)
- Electronics: DAE4 Sn1311; Calibrated: 2019/8/27
- Phantom: HAC Test Arch with AMCC; Type: SD HAC P01 BA;
- Measurement SW: DASY52, Version 52.10 (2); SEMCAD X Version 14.6.12 (7470)

E Scan - ER3D: 15 mm from Probe Center to the Device/Hearing Aid Compatibility Test

(101x101x1): Interpolated grid: dx=0.5000 mm, dy=0.5000 mm

Device Reference Point: 0, 0, -6.3 mm

Reference Value = 43.14 V/m; Power Drift = -0.13 dB

Applied MIF = 3.26 dB

RF audio interference level = 33.18 dBV/m

Emission category: M4

MIF scaled E-field


Grid 1 M4 32.07 dBV/m	Grid 2 M4 32.46 dBV/m	Grid 3 M4 31.77 dBV/m
Grid 4 M4 32.47 dBV/m	Grid 5 M4 32.81 dBV/m	Grid 6 M4 32.09 dBV/m
Grid 7 M4 33.02 dBV/m	Grid 8 M4 33.18 dBV/m	Grid 9 M4 32.28 dBV/m

Cursor:

Total = 33.18 dBV/m

E Category: M4

Location: 2.5, 25, 8.7 mm



0 dB = 45.61 V/m = 33.18 dBV/m

#10_HAC_E_CDMA BC1_ 1xRTT, RC1 SO3, 1/8th Rate_Ch25

Communication System: CDMA2000, RC1, SO3, 1/8th Rate 25 fr.; Frequency: 1851.25 MHz; Duty Cycle: 1:17.7419

Medium: Air Medium parameters used: $\sigma = 0$ S/m, $\epsilon_r = 1$; $\rho = 0$ kg/m³

Ambient Temperature : 23.7 °C

DASY5 Configuration:

- Probe: EF3DV3 - SN4047; ConvF(1, 1, 1) @ 817.9 MHz; Calibrated: 2020/1/24
- Sensor-Surface: (Fix Surface)
- Electronics: DAE4 Sn1311; Calibrated: 2019/8/27
- Phantom: HAC Test Arch with AMCC; Type: SD HAC P01 BA;
- Measurement SW: DASY52, Version 52.10 (2); SEMCAD X Version 14.6.12 (7470)

E Scan - ER3D: 15 mm from Probe Center to the Device/Hearing Aid Compatibility Test

(101x101x1): Interpolated grid: dx=0.5000 mm, dy=0.5000 mm

Device Reference Point: 0, 0, -6.3 mm

Reference Value = 19.01 V/m; Power Drift = 0.11 dB

Applied MIF = 3.26 dB

RF audio interference level = 30.21 dBV/m

Emission category: M3

MIF scaled E-field


Grid 1 M4 25.19 dBV/m	Grid 2 M4 26.72 dBV/m	Grid 3 M4 26.64 dBV/m
Grid 4 M4 26.47 dBV/m	Grid 5 M4 27.53 dBV/m	Grid 6 M4 27.28 dBV/m
Grid 7 M3 30 dBV/m	Grid 8 M3 30.21 dBV/m	Grid 9 M4 29.3 dBV/m

Cursor:

Total = 30.21 dBV/m

E Category: M3

Location: 3.5, 25, 8.7 mm



0 dB = 32.40 V/m = 30.21 dBV/m

#11_HAC_E_CDMA BC1_ 1xRTT, RC1 SO3, 1/8th Rate_Ch600

Communication System: CDMA2000, RC1, SO3, 1/8th Rate 25 fr.; Frequency: 1880 MHz; Duty Cycle: 1:17.7419

Medium: Air Medium parameters used: $\sigma = 0$ S/m, $\epsilon_r = 1$; $\rho = 0$ kg/m³

Ambient Temperature : 23.7 °C

DASY5 Configuration:

- Probe: EF3DV3 - SN4047; ConvF(1, 1, 1) @ 817.9 MHz; Calibrated: 2020/1/24
- Sensor-Surface: (Fix Surface)
- Electronics: DAE4 Sn1311; Calibrated: 2019/8/27
- Phantom: HAC Test Arch with AMCC; Type: SD HAC P01 BA;
- Measurement SW: DASY52, Version 52.10 (2); SEMCAD X Version 14.6.12 (7470)

E Scan - ER3D: 15 mm from Probe Center to the Device/Hearing Aid Compatibility Test

(101x101x1): Interpolated grid: dx=0.5000 mm, dy=0.5000 mm

Device Reference Point: 0, 0, -6.3 mm

Reference Value = 18.13 V/m; Power Drift = 0.10 dB

Applied MIF = 3.26 dB

RF audio interference level = 30.79 dBV/m

Emission category: M3

MIF scaled E-field


Grid 1 M4 24.94 dBV/m	Grid 2 M4 27.12 dBV/m	Grid 3 M4 26.97 dBV/m
Grid 4 M4 26.42 dBV/m	Grid 5 M4 27.56 dBV/m	Grid 6 M4 27.16 dBV/m
Grid 7 M3 30.49 dBV/m	Grid 8 M3 30.79 dBV/m	Grid 9 M4 29.87 dBV/m

Cursor:

Total = 30.79 dBV/m

E Category: M3

Location: 2.5, 25, 8.7 mm



0 dB = 34.65 V/m = 30.79 dBV/m

#12_HAC_E_CDMA BC1_ 1xRTT, RC1 SO3, 1/8th Rate_Ch1175

Communication System: CDMA2000, RC1, SO3, 1/8th Rate 25 fr.; Frequency: 1908.75 MHz; Duty Cycle: 1:17.7419

Medium: Air Medium parameters used: $\sigma = 0$ S/m, $\epsilon_r = 1$; $\rho = 0$ kg/m³

Ambient Temperature : 23.7 °C

DASY5 Configuration:

- Probe: EF3DV3 - SN4047; ConvF(1, 1, 1) @ 817.9 MHz; Calibrated: 2020/1/24
- Sensor-Surface: (Fix Surface)
- Electronics: DAE4 Sn1311; Calibrated: 2019/8/27
- Phantom: HAC Test Arch with AMCC; Type: SD HAC P01 BA;
- Measurement SW: DASY52, Version 52.10 (2); SEMCAD X Version 14.6.12 (7470)

E Scan - ER3D: 15 mm from Probe Center to the Device/Hearing Aid Compatibility Test

(101x101x1): Interpolated grid: dx=0.5000 mm, dy=0.5000 mm

Device Reference Point: 0, 0, -6.3 mm

Reference Value = 14.40 V/m; Power Drift = 0.06 dB

Applied MIF = 3.26 dB

RF audio interference level = 28.50 dBV/m

Emission category: M4

MIF scaled E-field


Grid 1 M4 23.17 dBV/m	Grid 2 M4 24.96 dBV/m	Grid 3 M4 24.91 dBV/m
Grid 4 M4 24.72 dBV/m	Grid 5 M4 25.69 dBV/m	Grid 6 M4 25.66 dBV/m
Grid 7 M4 28.12 dBV/m	Grid 8 M4 28.5 dBV/m	Grid 9 M4 27.87 dBV/m

Cursor:

Total = 28.50 dBV/m

E Category: M4

Location: 1.5, 25, 8.7 mm



0 dB = 26.62 V/m = 28.50 dBV/m

#13_HAC_E_CDMA BC10_ 1xRTT, RC1 SO3, 1/8th Rate_Ch476

Communication System: CDMA2000, RC1, SO3, 1/8th Rate 25 fr.; Frequency: 817.9 MHz; Duty Cycle: 1:17.7419

Medium: Air Medium parameters used: $\sigma = 0$ S/m, $\epsilon_r = 1$; $\rho = 0$ kg/m³

Ambient Temperature : 23.7 °C

DASY5 Configuration:

- Probe: EF3DV3 - SN4047; ConvF(1, 1, 1) @ 817.9 MHz; Calibrated: 2020/1/24
- Sensor-Surface: (Fix Surface)
- Electronics: DAE4 Sn1311; Calibrated: 2019/8/27
- Phantom: HAC Test Arch with AMCC; Type: SD HAC P01 BA;
- Measurement SW: DASY52, Version 52.10 (2); SEMCAD X Version 14.6.12 (7470)

E Scan - ER3D: 15 mm from Probe Center to the Device/Hearing Aid Compatibility Test

(101x101x1): Interpolated grid: dx=0.5000 mm, dy=0.5000 mm

Device Reference Point: 0, 0, -6.3 mm

Reference Value = 25.03 V/m; Power Drift = 0.04 dB

Applied MIF = 3.26 dB

RF audio interference level = 28.81 dBV/m

Emission category: M4

MIF scaled E-field


Grid 1 M4 27.63 dBV/m	Grid 2 M4 27.9 dBV/m	Grid 3 M4 27.03 dBV/m
Grid 4 M4 27.98 dBV/m	Grid 5 M4 28.32 dBV/m	Grid 6 M4 27.49 dBV/m
Grid 7 M4 28.55 dBV/m	Grid 8 M4 28.81 dBV/m	Grid 9 M4 27.7 dBV/m

Cursor:

Total = 28.81 dBV/m

E Category: M4

Location: 4, 25, 8.7 mm



0 dB = 27.58 V/m = 28.81 dBV/m

#14_HAC_E_CDMA BC10_ 1xRTT, RC1 SO3, 1/8th Rate_Ch580

Communication System: CDMA2000, RC1, SO3, 1/8th Rate 25 fr.; Frequency: 820.5 MHz; Duty Cycle: 1:17.7419

Medium: Air Medium parameters used: $\sigma = 0$ S/m, $\epsilon_r = 1$; $\rho = 0$ kg/m³

Ambient Temperature : 23.7 °C

DASY5 Configuration:

- Probe: EF3DV3 - SN4047; ConvF(1, 1, 1) @ 820.5 MHz; Calibrated: 2020/1/24
- Sensor-Surface: (Fix Surface)
- Electronics: DAE4 Sn1311; Calibrated: 2019/8/27
- Phantom: HAC Test Arch with AMCC; Type: SD HAC P01 BA;
- Measurement SW: DASY52, Version 52.10 (2); SEMCAD X Version 14.6.12 (7470)

E Scan - ER3D: 15 mm from Probe Center to the Device/Hearing Aid Compatibility Test

(101x101x1): Interpolated grid: dx=0.5000 mm, dy=0.5000 mm

Device Reference Point: 0, 0, -6.3 mm

Reference Value = 25.76 V/m; Power Drift = 0.04 dB

Applied MIF = 3.26 dB

RF audio interference level = 28.94 dBV/m

Emission category: M4

MIF scaled E-field


Grid 1 M4 27.92 dBV/m	Grid 2 M4 28.23 dBV/m	Grid 3 M4 27.22 dBV/m
Grid 4 M4 28.27 dBV/m	Grid 5 M4 28.59 dBV/m	Grid 6 M4 27.62 dBV/m
Grid 7 M4 28.78 dBV/m	Grid 8 M4 28.94 dBV/m	Grid 9 M4 27.88 dBV/m

Cursor:

Total = 28.94 dBV/m

E Category: M4

Location: 5, 25, 8.7 mm



0 dB = 27.99 V/m = 28.94 dBV/m

#15_HAC_E_CDMA BC10_ 1xRTT, RC1 SO3, 1/8th Rate_Ch684

Communication System: CDMA2000, RC1, SO3, 1/8th Rate 25 fr.; Frequency: 823.1 MHz; Duty Cycle: 1:17.7419

Medium: Air Medium parameters used: $\sigma = 0$ S/m, $\epsilon_r = 1$; $\rho = 0$ kg/m³

Ambient Temperature : 23.7 °C

DASY5 Configuration:

- Probe: EF3DV3 - SN4047; ConvF(1, 1, 1) @ 817.9 MHz; Calibrated: 2020/1/24
- Sensor-Surface: (Fix Surface)
- Electronics: DAE4 Sn1311; Calibrated: 2019/8/27
- Phantom: HAC Test Arch with AMCC; Type: SD HAC P01 BA;
- Measurement SW: DASY52, Version 52.10 (2); SEMCAD X Version 14.6.12 (7470)

E Scan - ER3D: 15 mm from Probe Center to the Device/Hearing Aid Compatibility Test

(101x101x1): Interpolated grid: dx=0.5000 mm, dy=0.5000 mm

Device Reference Point: 0, 0, -6.3 mm

Reference Value = 25.80 V/m; Power Drift = 0.07 dB

Applied MIF = 3.26 dB

RF audio interference level = 29.06 dBV/m

Emission category: M4

MIF scaled E-field


Grid 1 M4 28.07 dBV/m	Grid 2 M4 28.3 dBV/m	Grid 3 M4 27.44 dBV/m
Grid 4 M4 28.5 dBV/m	Grid 5 M4 28.63 dBV/m	Grid 6 M4 27.83 dBV/m
Grid 7 M4 28.98 dBV/m	Grid 8 M4 29.06 dBV/m	Grid 9 M4 27.97 dBV/m

Cursor:

Total = 29.06 dBV/m

E Category: M4

Location: 5.5, 25, 8.7 mm



0 dB = 28.37 V/m = 29.06 dBV/m

#16_HAC_E_LTE Band 41_20M_QPSK_1_0_Ch39750

Communication System: LTE-TDD (SC-FDMA, 1 RB, 20 MHz, QPSK); Frequency: 2506 MHz; Duty Cycle: 1:8.33681

Medium: Air Medium parameters used: $\sigma = 0$ S/m, $\epsilon_r = 1$; $\rho = 0$ kg/m³

Ambient Temperature : 23.7 °C

DASY5 Configuration:

- Probe: EF3DV3 - SN4047; ConvF(1, 1, 1) @ 817.9 MHz; Calibrated: 2020/1/24
- Sensor-Surface: (Fix Surface)
- Electronics: DAE4 Sn1311; Calibrated: 2019/8/27
- Phantom: HAC Test Arch with AMCC; Type: SD HAC P01 BA;
- Measurement SW: DASY52, Version 52.10 (2); SEMCAD X Version 14.6.12 (7470)

E Scan - ER3D: 15 mm from Probe Center to the Device/Hearing Aid Compatibility Test

(101x101x1): Interpolated grid: dx=0.5000 mm, dy=0.5000 mm

Device Reference Point: 0, 0, -6.3 mm

Reference Value = 14.65 V/m; Power Drift = 0.03 dB

Applied MIF = -1.62 dB

RF audio interference level = 25.62 dBV/m

Emission category: M4

MIF scaled E-field


Grid 1 M4 23.08 dBV/m	Grid 2 M4 25.62 dBV/m	Grid 3 M4 25.45 dBV/m
Grid 4 M4 19.16 dBV/m	Grid 5 M4 22.51 dBV/m	Grid 6 M4 22.55 dBV/m
Grid 7 M4 20.53 dBV/m	Grid 8 M4 22.19 dBV/m	Grid 9 M4 22.09 dBV/m

Cursor:

Total = 25.62 dBV/m

E Category: M4

Location: -5, -25, 8.7 mm



0 dB = 19.11 V/m = 25.63 dBV/m

#17_HAC_E_LTE Band 41_20M_QPSK_1_0_Ch40185

Communication System: LTE-TDD (SC-FDMA, 1 RB, 20 MHz, QPSK); Frequency: 2549.5 MHz; Duty Cycle: 1:8.33681

Medium: Air Medium parameters used: $\sigma = 0$ S/m, $\epsilon_r = 1$; $\rho = 0$ kg/m³

Ambient Temperature : 23.7 °C

DASY5 Configuration:

- Probe: EF3DV3 - SN4047; ConvF(1, 1, 1) @ 817.9 MHz; Calibrated: 2020/1/24
- Sensor-Surface: (Fix Surface)
- Electronics: DAE4 Sn1311; Calibrated: 2019/8/27
- Phantom: HAC Test Arch with AMCC; Type: SD HAC P01 BA;
- Measurement SW: DASY52, Version 52.10 (2); SEMCAD X Version 14.6.12 (7470)

E Scan - ER3D: 15 mm from Probe Center to the Device/Hearing Aid Compatibility Test (101x101x1): Interpolated grid: dx=0.5000 mm, dy=0.5000 mm

Device Reference Point: 0, 0, -6.3 mm

Reference Value = 13.80 V/m; Power Drift = 0.13 dB

Applied MIF = -1.62 dB

RF audio interference level = 25.50 dBV/m

Emission category: M4

MIF scaled E-field


Grid 1 M4 23.09 dBV/m	Grid 2 M4 25.5 dBV/m	Grid 3 M4 25.29 dBV/m
Grid 4 M4 19.29 dBV/m	Grid 5 M4 22.42 dBV/m	Grid 6 M4 22.42 dBV/m
Grid 7 M4 19.9 dBV/m	Grid 8 M4 21.16 dBV/m	Grid 9 M4 21.01 dBV/m

Cursor:

Total = 25.50 dBV/m

E Category: M4

Location: -5, -25, 8.7 mm



0 dB = 18.84 V/m = 25.50 dBV/m

#18_HAC_E_LTE Band 41_20M_QPSK_1_0_Ch40620

Communication System: LTE-TDD (SC-FDMA, 1 RB, 20 MHz, QPSK); Frequency: 2593 MHz; Duty Cycle: 1:8.33681

Medium: Air Medium parameters used: $\sigma = 0$ S/m, $\epsilon_r = 1$; $\rho = 0$ kg/m³

Ambient Temperature : 23.7 °C

DASY5 Configuration:

- Probe: EF3DV3 - SN4047; ConvF(1, 1, 1) @ 817.9 MHz; Calibrated: 2020/1/24
- Sensor-Surface: (Fix Surface)
- Electronics: DAE4 Sn1311; Calibrated: 2019/8/27
- Phantom: HAC Test Arch with AMCC; Type: SD HAC P01 BA;
- Measurement SW: DASY52, Version 52.10 (2); SEMCAD X Version 14.6.12 (7470)

E Scan - ER3D: 15 mm from Probe Center to the Device/Hearing Aid Compatibility Test

(101x101x1): Interpolated grid: dx=0.5000 mm, dy=0.5000 mm

Device Reference Point: 0, 0, -6.3 mm

Reference Value = 14.27 V/m; Power Drift = 0.13 dB

Applied MIF = -1.62 dB

RF audio interference level = 25.30 dBV/m

Emission category: M4

MIF scaled E-field


Grid 1 M4 22.75 dBV/m	Grid 2 M4 25.3 dBV/m	Grid 3 M4 24.99 dBV/m
Grid 4 M4 19.09 dBV/m	Grid 5 M4 22.56 dBV/m	Grid 6 M4 22.54 dBV/m
Grid 7 M4 18.59 dBV/m	Grid 8 M4 19.32 dBV/m	Grid 9 M4 19.51 dBV/m

Cursor:

Total = 25.30 dBV/m

E Category: M4

Location: -5, -25, 8.7 mm



0 dB = 18.41 V/m = 25.30 dBV/m

#19_HAC_E_LTE Band 41_20M_QPSK_1_0_Ch41055

Communication System: LTE-TDD (SC-FDMA, 1 RB, 20 MHz, QPSK); Frequency: 2636.5 MHz; Duty Cycle: 1:8.33681

Medium: Air Medium parameters used: $\sigma = 0$ S/m, $\epsilon_r = 1$; $\rho = 0$ kg/m³

Ambient Temperature : 23.7 °C

DASY5 Configuration:

- Probe: EF3DV3 - SN4047; ConvF(1, 1, 1) @ 817.9 MHz; Calibrated: 2020/1/24
- Sensor-Surface: (Fix Surface)
- Electronics: DAE4 Sn1311; Calibrated: 2019/8/27
- Phantom: HAC Test Arch with AMCC; Type: SD HAC P01 BA;
- Measurement SW: DASY52, Version 52.10 (2); SEMCAD X Version 14.6.12 (7470)

E Scan - ER3D: 15 mm from Probe Center to the Device/Hearing Aid Compatibility Test (101x101x1): Interpolated grid: dx=0.5000 mm, dy=0.5000 mm

Device Reference Point: 0, 0, -6.3 mm

Reference Value = 16.47 V/m; Power Drift = 0.14 dB

Applied MIF = -1.62 dB

RF audio interference level = 25.75 dBV/m

Emission category: M4

MIF scaled E-field


Grid 1 M4 22.97 dBV/m	Grid 2 M4 25.75 dBV/m	Grid 3 M4 25.6 dBV/m
Grid 4 M4 20.89 dBV/m	Grid 5 M4 23.56 dBV/m	Grid 6 M4 23.53 dBV/m
Grid 7 M4 20.04 dBV/m	Grid 8 M4 19.37 dBV/m	Grid 9 M4 19.5 dBV/m

Cursor:

Total = 25.75 dBV/m

E Category: M4

Location: -5.5, -25, 8.7 mm



0 dB = 19.39 V/m = 25.75 dBV/m

#20_HAC_E_LTE Band 41_20M_QPSK_1_0_Ch41490

Communication System: LTE-TDD (SC-FDMA, 1 RB, 20 MHz, QPSK); Frequency: 2680 MHz; Duty Cycle: 1:8.33681

Medium: Air Medium parameters used: $\sigma = 0$ S/m, $\epsilon_r = 1$; $\rho = 0$ kg/m³

Ambient Temperature : 23.7 °C

DASY5 Configuration:

- Probe: EF3DV3 - SN4047; ConvF(1, 1, 1) @ 817.9 MHz; Calibrated: 2020/1/24
- Sensor-Surface: (Fix Surface)
- Electronics: DAE4 Sn1311; Calibrated: 2019/8/27
- Phantom: HAC Test Arch with AMCC; Type: SD HAC P01 BA;
- Measurement SW: DASY52, Version 52.10 (2); SEMCAD X Version 14.6.12 (7470)

E Scan - ER3D: 15 mm from Probe Center to the Device/Hearing Aid Compatibility Test

(101x101x1): Interpolated grid: dx=0.5000 mm, dy=0.5000 mm

Device Reference Point: 0, 0, -6.3 mm

Reference Value = 17.82 V/m; Power Drift = 0.10 dB

Applied MIF = -1.62 dB

RF audio interference level = 25.80 dBV/m

Emission category: M4

MIF scaled E-field


Grid 1 M4 23.05 dBV/m	Grid 2 M4 25.8 dBV/m	Grid 3 M4 25.64 dBV/m
Grid 4 M4 21.07 dBV/m	Grid 5 M4 23.84 dBV/m	Grid 6 M4 23.83 dBV/m
Grid 7 M4 20.25 dBV/m	Grid 8 M4 20.08 dBV/m	Grid 9 M4 20.35 dBV/m

Cursor:

Total = 25.80 dBV/m

E Category: M4

Location: -5.5, -25, 8.7 mm



0 dB = 19.50 V/m = 25.80 dBV/m

#21_HAC_E_LTE Band 41_20M_QPSK_1_0_Ch39750

Communication System: LTE-TDD (SC-FDMA, 1 RB, 20 MHz, QPSK); Frequency: 2506 MHz; Duty Cycle: 1:8.33681

Medium: Air Medium parameters used: $\sigma = 0$ S/m, $\epsilon_r = 1$; $\rho = 0$ kg/m³

Ambient Temperature : 23.7 °C

DASY5 Configuration:

- Probe: EF3DV3 - SN4047; ConvF(1, 1, 1) @ 817.9 MHz; Calibrated: 2020/1/24
- Sensor-Surface: (Fix Surface)
- Electronics: DAE4 Sn1311; Calibrated: 2019/8/27
- Phantom: HAC Test Arch with AMCC; Type: SD HAC P01 BA;
- Measurement SW: DASY52, Version 52.10 (2); SEMCAD X Version 14.6.12 (7470)

E Scan - ER3D: 15 mm from Probe Center to the Device/Hearing Aid Compatibility Test

(101x101x1): Interpolated grid: dx=0.5000 mm, dy=0.5000 mm

Device Reference Point: 0, 0, -6.3 mm

Reference Value = 12.19 V/m; Power Drift = 0.15 dB

Applied MIF = -1.62 dB

RF audio interference level = 23.98 dBV/m

Emission category: M4

MIF scaled E-field


Grid 1 M4 21.37 dBV/m	Grid 2 M4 23.98 dBV/m	Grid 3 M4 23.81 dBV/m
Grid 4 M4 17.56 dBV/m	Grid 5 M4 20.93 dBV/m	Grid 6 M4 20.99 dBV/m
Grid 7 M4 18.64 dBV/m	Grid 8 M4 20.46 dBV/m	Grid 9 M4 20.45 dBV/m

Cursor:

Total = 23.98 dBV/m

E Category: M4

Location: -5, -25, 8.7 mm



0 dB = 15.80 V/m = 23.97 dBV/m

#22_HAC_E_LTE Band 41_20M_QPSK_1_0_Ch40185

Communication System: LTE-TDD (SC-FDMA, 1 RB, 20 MHz, QPSK); Frequency: 2549.5 MHz; Duty Cycle: 1:8.33681

Medium: Air Medium parameters used: $\sigma = 0$ S/m, $\epsilon_r = 1$; $\rho = 0$ kg/m³

Ambient Temperature : 23.7 °C

DASY5 Configuration:

- Probe: EF3DV3 - SN4047; ConvF(1, 1, 1) @ 817.9 MHz; Calibrated: 2020/1/24
- Sensor-Surface: (Fix Surface)
- Electronics: DAE4 Sn1311; Calibrated: 2019/8/27
- Phantom: HAC Test Arch with AMCC; Type: SD HAC P01 BA;
- Measurement SW: DASY52, Version 52.10 (2); SEMCAD X Version 14.6.12 (7470)

E Scan - ER3D: 15 mm from Probe Center to the Device/Hearing Aid Compatibility Test (101x101x1): Interpolated grid: dx=0.5000 mm, dy=0.5000 mm

Device Reference Point: 0, 0, -6.3 mm

Reference Value = 11.73 V/m; Power Drift = 0.14 dB

Applied MIF = -1.62 dB

RF audio interference level = 23.80 dBV/m

Emission category: M4

MIF scaled E-field

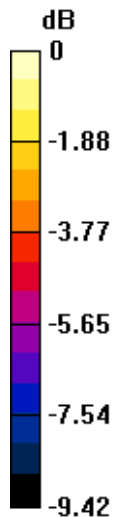
Grid 1 M4 21.45 dBV/m	Grid 2 M4 23.8 dBV/m	Grid 3 M4 23.67 dBV/m
Grid 4 M4 17.64 dBV/m	Grid 5 M4 20.78 dBV/m	Grid 6 M4 20.74 dBV/m
Grid 7 M4 18.11 dBV/m	Grid 8 M4 19.17 dBV/m	Grid 9 M4 19.14 dBV/m

Cursor:

Total = 23.80 dBV/m

E Category: M4

Location: -5, -25, 8.7 mm



0 dB = 15.49 V/m = 23.80 dBV/m

#23_HAC_E_LTE Band 41_20M_QPSK_1_0_Ch40620

Communication System: LTE-TDD (SC-FDMA, 1 RB, 20 MHz, QPSK); Frequency: 2593 MHz; Duty Cycle: 1:8.33681

Medium: Air Medium parameters used: $\sigma = 0$ S/m, $\epsilon_r = 1$; $\rho = 0$ kg/m³

Ambient Temperature : 23.7 °C

DASY5 Configuration:

- Probe: EF3DV3 - SN4047; ConvF(1, 1, 1) @ 817.9 MHz; Calibrated: 2020/1/24
- Sensor-Surface: (Fix Surface)
- Electronics: DAE4 Sn1311; Calibrated: 2019/8/27
- Phantom: HAC Test Arch with AMCC; Type: SD HAC P01 BA;
- Measurement SW: DASY52, Version 52.10 (2); SEMCAD X Version 14.6.12 (7470)

E Scan - ER3D: 15 mm from Probe Center to the Device/Hearing Aid Compatibility Test

(101x101x1): Interpolated grid: dx=0.5000 mm, dy=0.5000 mm

Device Reference Point: 0, 0, -6.3 mm

Reference Value = 12.36 V/m; Power Drift = 0.13 dB

Applied MIF = -1.62 dB

RF audio interference level = 23.56 dBV/m

Emission category: M4

MIF scaled E-field


Grid 1 M4 21.09 dBV/m	Grid 2 M4 23.56 dBV/m	Grid 3 M4 23.39 dBV/m
Grid 4 M4 17.43 dBV/m	Grid 5 M4 21.02 dBV/m	Grid 6 M4 21.01 dBV/m
Grid 7 M4 17.28 dBV/m	Grid 8 M4 17.46 dBV/m	Grid 9 M4 17.94 dBV/m

Cursor:

Total = 23.56 dBV/m

E Category: M4

Location: -5, -25, 8.7 mm



0 dB = 15.06 V/m = 23.56 dBV/m

#24_HAC_E_LTE Band 41_20M_QPSK_1_0_Ch41055

Communication System: LTE-TDD (SC-FDMA, 1 RB, 20 MHz, QPSK); Frequency: 2636.5 MHz; Duty Cycle: 1:8.33681

Medium: Air Medium parameters used: $\sigma = 0$ S/m, $\epsilon_r = 1$; $\rho = 0$ kg/m³

Ambient Temperature : 23.7 °C

DASY5 Configuration:

- Probe: EF3DV3 - SN4047; ConvF(1, 1, 1) @ 817.9 MHz; Calibrated: 2020/1/24
- Sensor-Surface: (Fix Surface)
- Electronics: DAE4 Sn1311; Calibrated: 2019/8/27
- Phantom: HAC Test Arch with AMCC; Type: SD HAC P01 BA;
- Measurement SW: DASY52, Version 52.10 (2); SEMCAD X Version 14.6.12 (7470)

E Scan - ER3D: 15 mm from Probe Center to the Device/Hearing Aid Compatibility Test (101x101x1): Interpolated grid: dx=0.5000 mm, dy=0.5000 mm

Device Reference Point: 0, 0, -6.3 mm

Reference Value = 13.84 V/m; Power Drift = -0.01 dB

Applied MIF = -1.62 dB

RF audio interference level = 23.83 dBV/m

Emission category: M4

MIF scaled E-field


Grid 1 M4 21.38 dBV/m	Grid 2 M4 23.83 dBV/m	Grid 3 M4 23.73 dBV/m
Grid 4 M4 19.49 dBV/m	Grid 5 M4 21.68 dBV/m	Grid 6 M4 21.66 dBV/m
Grid 7 M4 18.51 dBV/m	Grid 8 M4 17.53 dBV/m	Grid 9 M4 17.73 dBV/m

Cursor:

Total = 23.83 dBV/m

E Category: M4

Location: -5.5, -25, 8.7 mm



0 dB = 15.54 V/m = 23.83 dBV/m

#25_HAC_E_LTE Band 41_20M_QPSK_1_0_Ch41490

Communication System: LTE-TDD (SC-FDMA, 1 RB, 20 MHz, QPSK); Frequency: 2680 MHz; Duty Cycle: 1:8.33681

Medium: Air Medium parameters used: $\sigma = 0$ S/m, $\epsilon_r = 1$; $\rho = 0$ kg/m³

Ambient Temperature : 23.7 °C

DASY5 Configuration:

- Probe: EF3DV3 - SN4047; ConvF(1, 1, 1) @ 817.9 MHz; Calibrated: 2020/1/24
- Sensor-Surface: (Fix Surface)
- Electronics: DAE4 Sn1311; Calibrated: 2019/8/27
- Phantom: HAC Test Arch with AMCC; Type: SD HAC P01 BA;
- Measurement SW: DASY52, Version 52.10 (2); SEMCAD X Version 14.6.12 (7470)

E Scan - ER3D: 15 mm from Probe Center to the Device/Hearing Aid Compatibility Test

(101x101x1): Interpolated grid: dx=0.5000 mm, dy=0.5000 mm

Device Reference Point: 0, 0, -6.3 mm

Reference Value = 15.04 V/m; Power Drift = -0.05 dB

Applied MIF = -1.62 dB

RF audio interference level = 24.03 dBV/m

Emission category: M4

MIF scaled E-field


Grid 1 M4 21.29 dBV/m	Grid 2 M4 24.03 dBV/m	Grid 3 M4 23.91 dBV/m
Grid 4 M4 19.59 dBV/m	Grid 5 M4 22.09 dBV/m	Grid 6 M4 22.07 dBV/m
Grid 7 M4 18.91 dBV/m	Grid 8 M4 18.29 dBV/m	Grid 9 M4 18.51 dBV/m

Cursor:

Total = 24.03 dBV/m

E Category: M4

Location: -5.5, -25, 8.7 mm



0 dB = 15.90 V/m = 24.03 dBV/m

#26_HAC_E_WLAN2.4GHz_802.11g_6Mbps_Ch1

Communication System: 802.11g; Frequency: 2412 MHz; Duty Cycle: 1:12.5777

Medium: Air Medium parameters used: $\sigma = 0$ S/m, $\epsilon_r = 1$; $\rho = 0$ kg/m³

Ambient Temperature : 23.5 °C

DASY5 Configuration:

- Probe: EF3DV3 - SN4047; ConvF(1, 1, 1) @ 2412 MHz; Calibrated: 2020/1/24

- Sensor-Surface: (Fix Surface)

- Electronics: DAE4 Sn1311; Calibrated: 2019/8/27

- Phantom: HAC Test Arch with AMCC; Type: SD HAC P01 BA;

- Measurement SW: DASY52, Version 52.10 (4); SEMCAD X Version 14.6.14 (7483)

E Scan - ER3D: 15 mm from Probe Center to the Device/Hearing Aid Compatibility Test

(101x101x1): Interpolated grid: dx=0.5000 mm, dy=0.5000 mm

Device Reference Point: 0, 0, -6.3 mm

Reference Value = 33.72 V/m; Power Drift = 0.03 dB

Applied MIF = 0.12 dB

RF audio interference level = 29.15 dBV/m

Emission category: M4

MIF scaled E-field


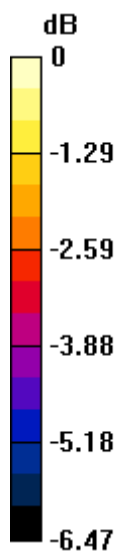
Grid 1 M4 25.41 dBV/m	Grid 2 M4 26.38 dBV/m	Grid 3 M4 26.26 dBV/m
Grid 4 M4 27.97 dBV/m	Grid 5 M4 28.65 dBV/m	Grid 6 M4 28.1 dBV/m
Grid 7 M4 28.42 dBV/m	Grid 8 M4 29.15 dBV/m	Grid 9 M4 28.3 dBV/m

Cursor:

Total = 29.15 dBV/m

E Category: M4

Location: 0.5, 18.5, 8.7 mm



0 dB = 28.66 V/m = 29.15 dBV/m

#27_HAC_E_WLAN2.4GHz_802.11g_6Mbps_Ch6

Communication System: 802.11g ; Frequency: 2437 MHz;Duty Cycle: 1:12.5777

Medium: Air Medium parameters used: $\sigma = 0$ S/m, $\epsilon_r = 1$; $\rho = 0$ kg/m³

Ambient Temperature : 23.5 °C

DASY5 Configuration:

- Probe: EF3DV3 - SN4047; ConvF(1, 1, 1) @ 2437 MHz; Calibrated: 2020/1/24

- Sensor-Surface: (Fix Surface)

- Electronics: DAE4 Sn1311; Calibrated: 2019/8/27

- Phantom: HAC Test Arch with AMCC; Type: SD HAC P01 BA;

- Measurement SW: DASY52, Version 52.10 (4);SEMCAD X Version 14.6.14 (7483)

E Scan - ER3D: 15 mm from Probe Center to the Device/Hearing Aid Compatibility Test

(101x101x1): Interpolated grid: dx=0.5000 mm, dy=0.5000 mm

Device Reference Point: 0, 0, -6.3 mm

Reference Value = 39.08 V/m; Power Drift = -0.08 dB

Applied MIF = 0.12 dB

RF audio interference level = 30.22 dBV/m

Emission category: M3

MIF scaled E-field

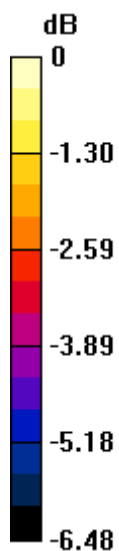
Grid 1 M4 26.37 dBV/m	Grid 2 M4 27.5 dBV/m	Grid 3 M4 27.3 dBV/m
Grid 4 M4 28.96 dBV/m	Grid 5 M4 29.74 dBV/m	Grid 6 M4 29.15 dBV/m
Grid 7 M4 29.45 dBV/m	Grid 8 M3 30.22 dBV/m	Grid 9 M4 29.34 dBV/m

Cursor:

Total = 30.22 dBV/m

E Category: M3

Location: 0.5, 19, 8.7 mm



0 dB = 32.45 V/m = 30.22 dBV/m

#28_HAC_E_WLAN2.4GHz_802.11g_6Mbps_Ch11

Communication System: 802.11g; Frequency: 2437 MHz; Duty Cycle: 1:12.5777

Medium: Air Medium parameters used: $\sigma = 0$ S/m, $\epsilon_r = 1$; $\rho = 0$ kg/m³

Ambient Temperature : 23.5 °C

DASY5 Configuration:

- Probe: EF3DV3 - SN4047; ConvF(1, 1, 1) @ 2437 MHz; Calibrated: 2020/1/24

- Sensor-Surface: (Fix Surface)

- Electronics: DAE4 Sn1311; Calibrated: 2019/8/27

- Phantom: HAC Test Arch with AMCC; Type: SD HAC P01 BA;

- Measurement SW: DASY52, Version 52.10 (4); SEMCAD X Version 14.6.14 (7483)

E Scan - ER3D: 15 mm from Probe Center to the Device/Hearing Aid Compatibility Test

(101x101x1): Interpolated grid: dx=0.5000 mm, dy=0.5000 mm

Device Reference Point: 0, 0, -6.3 mm

Reference Value = 39.12 V/m; Power Drift = -0.08 dB

Applied MIF = 0.12 dB

RF audio interference level = 30.43 dBV/m

Emission category: M3

MIF scaled E-field


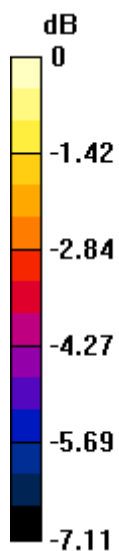
Grid 1 M4 26.19 dBV/m	Grid 2 M4 27.47 dBV/m	Grid 3 M4 27.33 dBV/m
Grid 4 M4 28.96 dBV/m	Grid 5 M4 29.82 dBV/m	Grid 6 M4 29.29 dBV/m
Grid 7 M4 29.61 dBV/m	Grid 8 M3 30.43 dBV/m	Grid 9 M4 29.53 dBV/m

Cursor:

Total = 30.43 dBV/m

E Category: M3

Location: 0.5, 19, 8.7 mm



0 dB = 33.23 V/m = 30.43 dBV/m