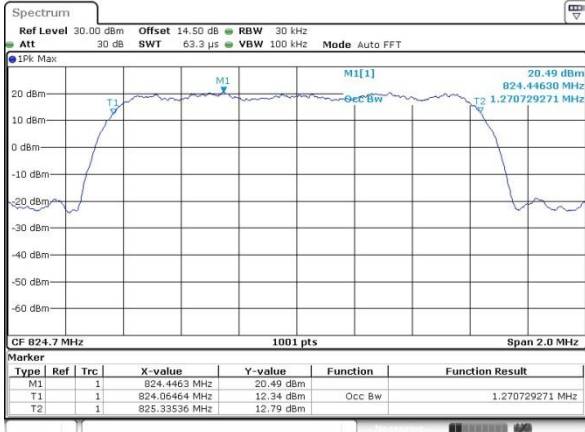




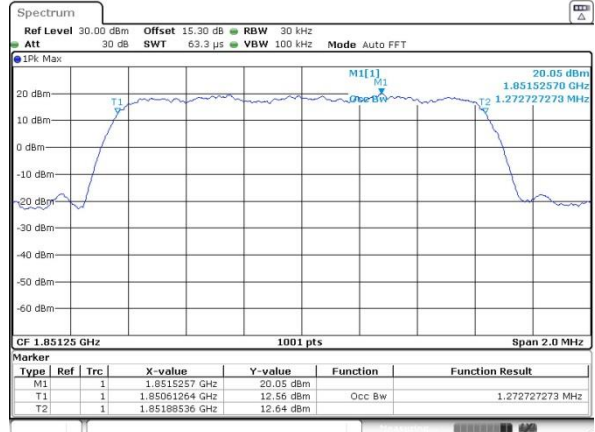
CDMA BC0 (1xRTT)

Lowest Channel



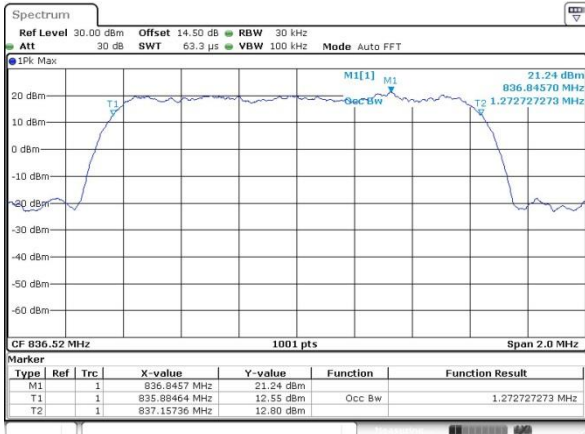
CDMA BC1(1xRTT)

Lowest Channel

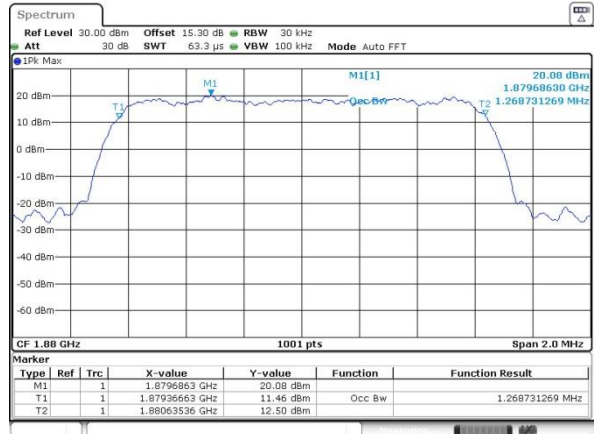


Date: 18 JAN 2020 04:40:29

Middle Channel

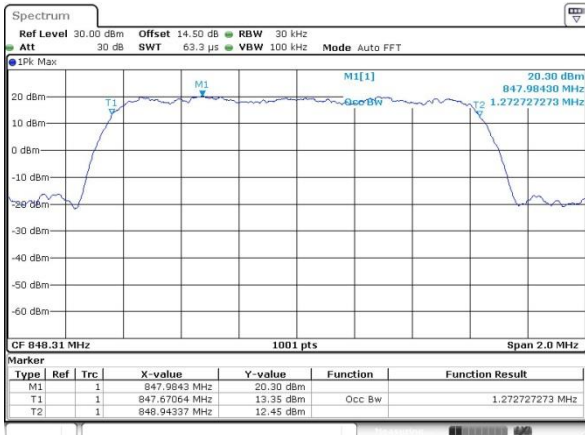


Middle Channel

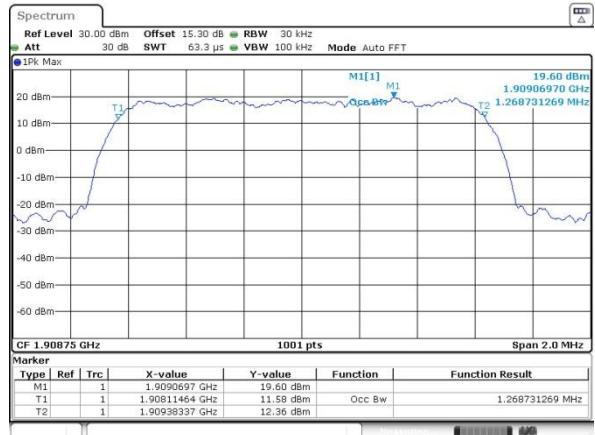


Date: 18 JAN 2020 04:40:45

Highest Channel



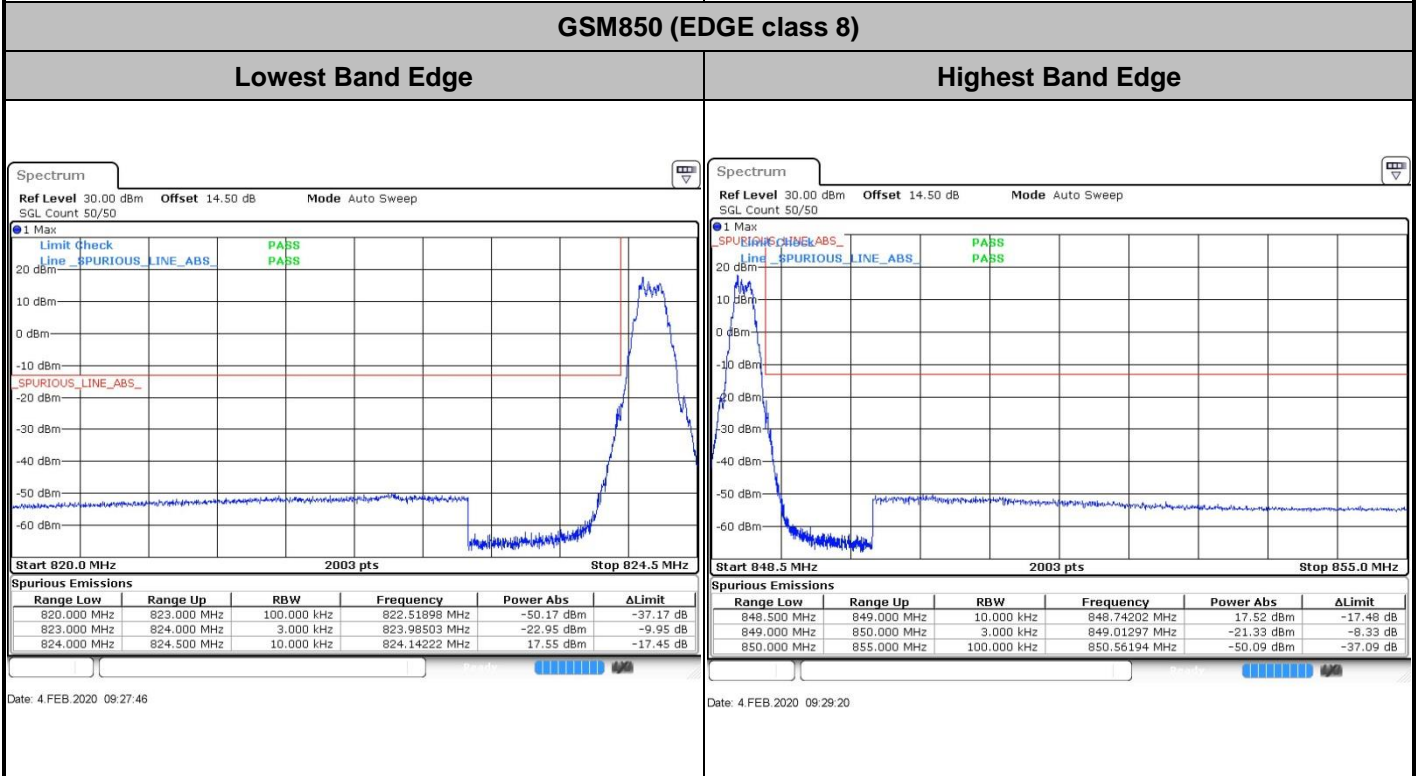
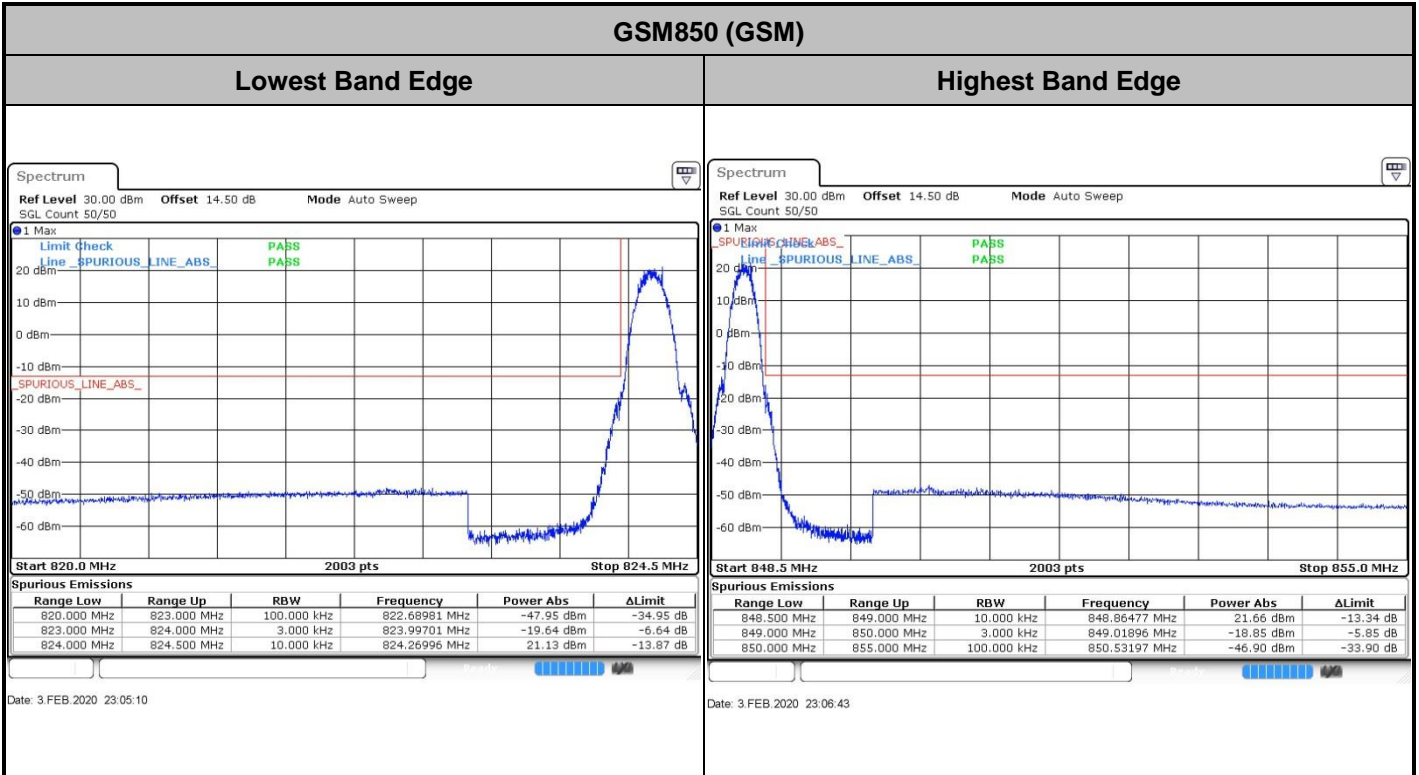
Highest Channel



Date: 18 JAN 2020 04:41:01



# Conducted Band Edge

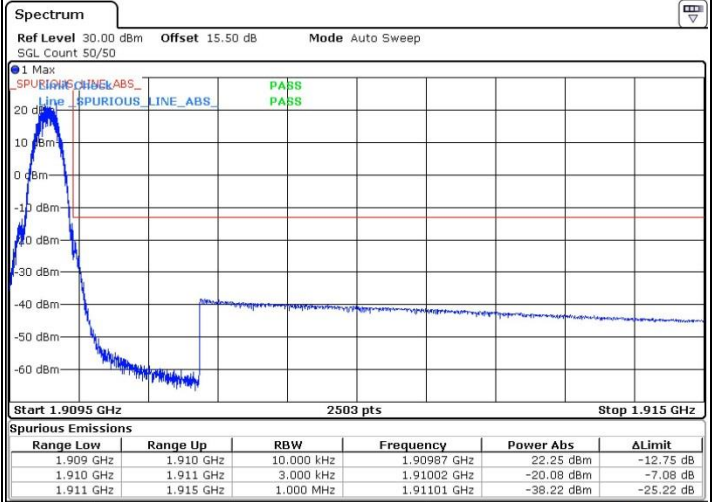
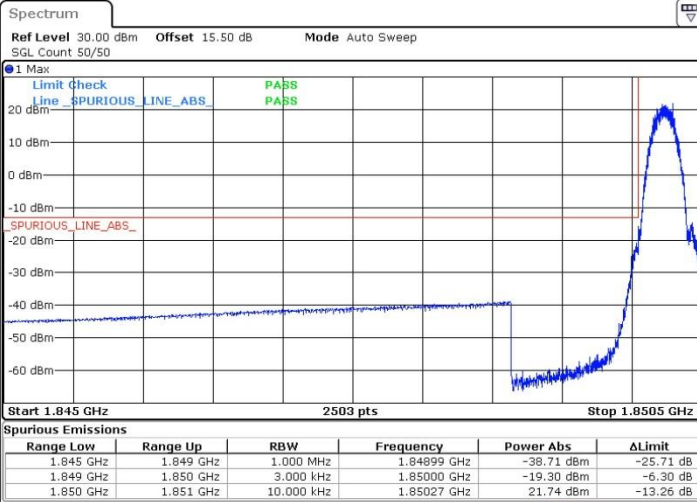




GSM1900 (GSM)

Lowest Band Edge

Highest Band Edge



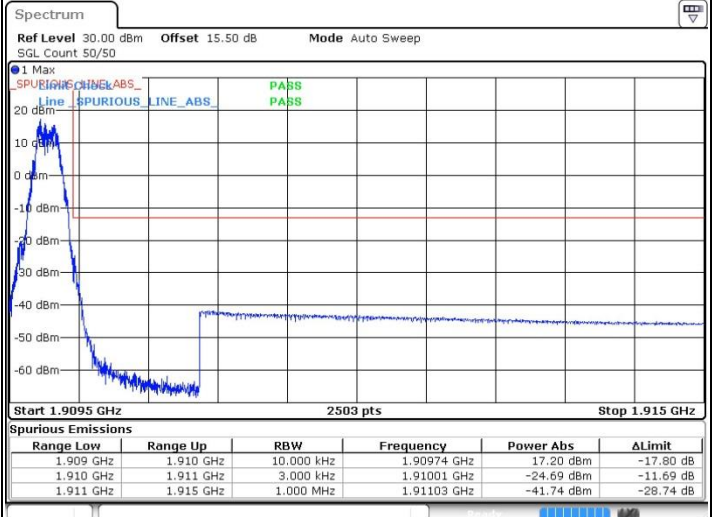
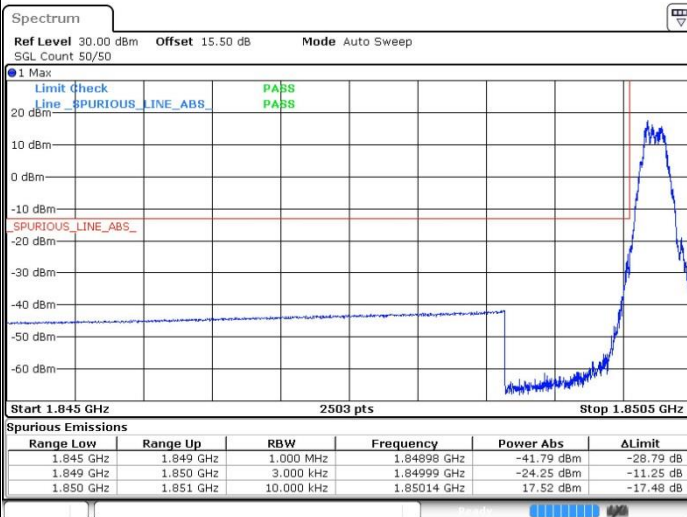
Date: 4 FEB. 2020 09:54:49

Date: 4 FEB. 2020 09:59:03

GSM1900 (EDGE class 8)

Lowest Band Edge

Highest Band Edge

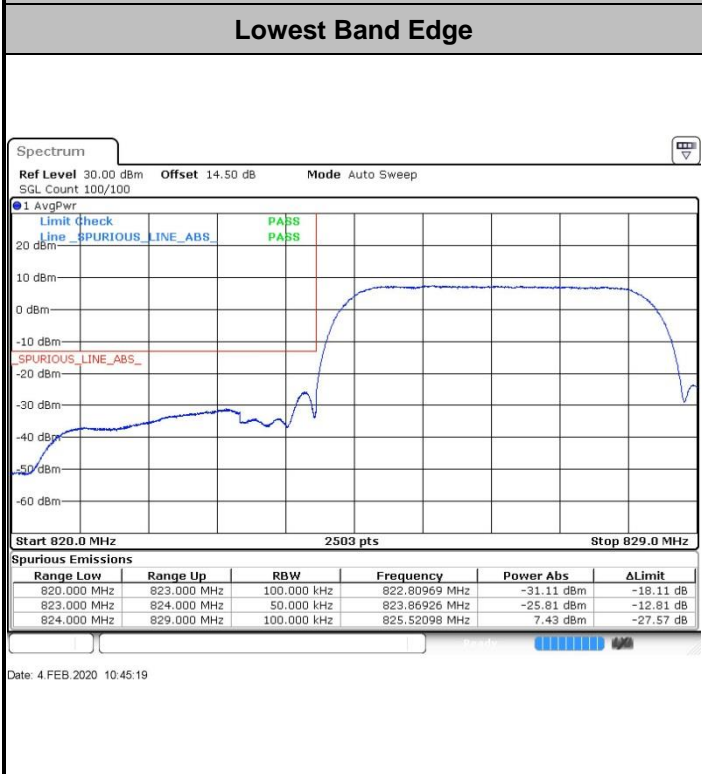


Date: 4 FEB. 2020 10:19:46

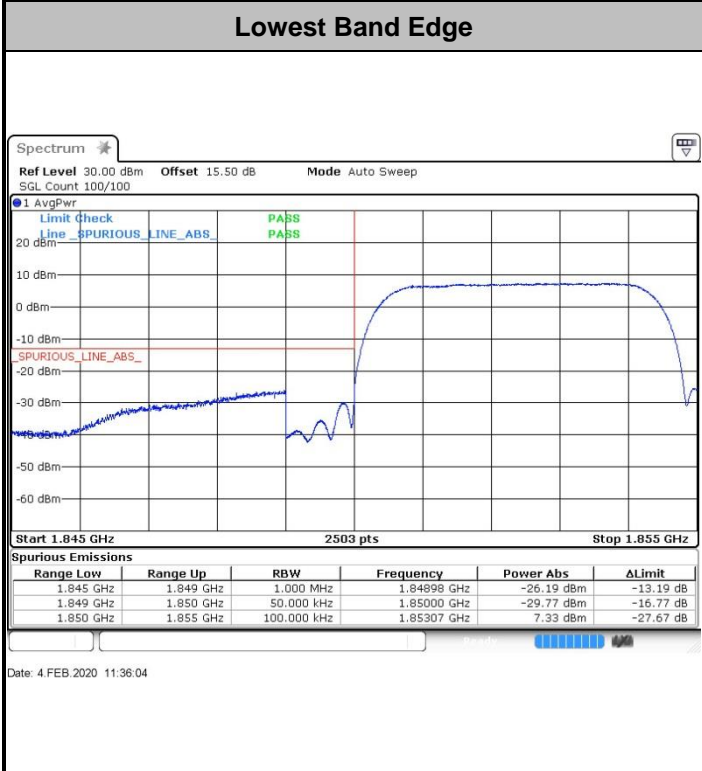
Date: 4 FEB. 2020 10:21:19

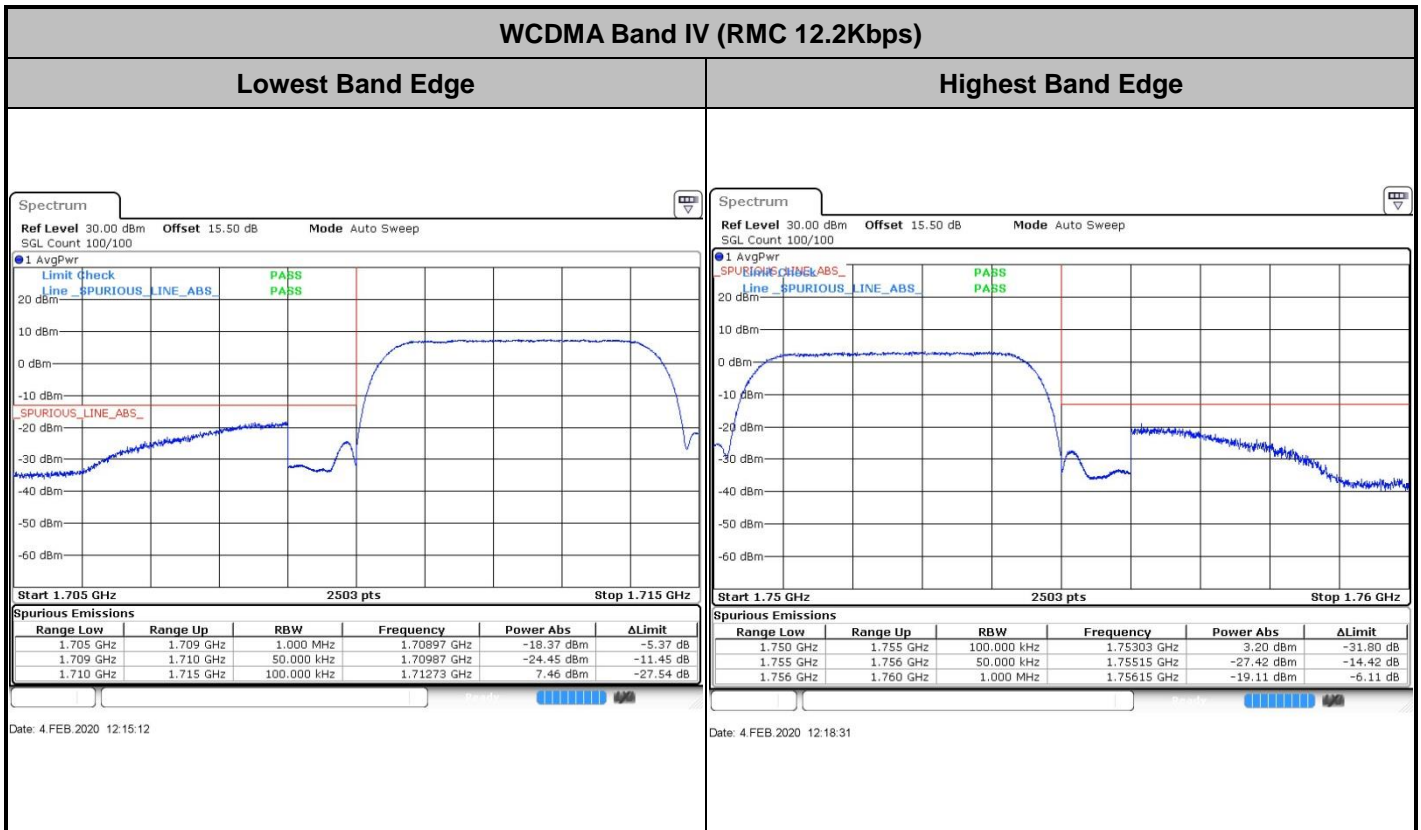


**WCDMA Band V (RMC 12.2Kbps)**



**WCDMA Band II (RMC 12.2Kbps)**

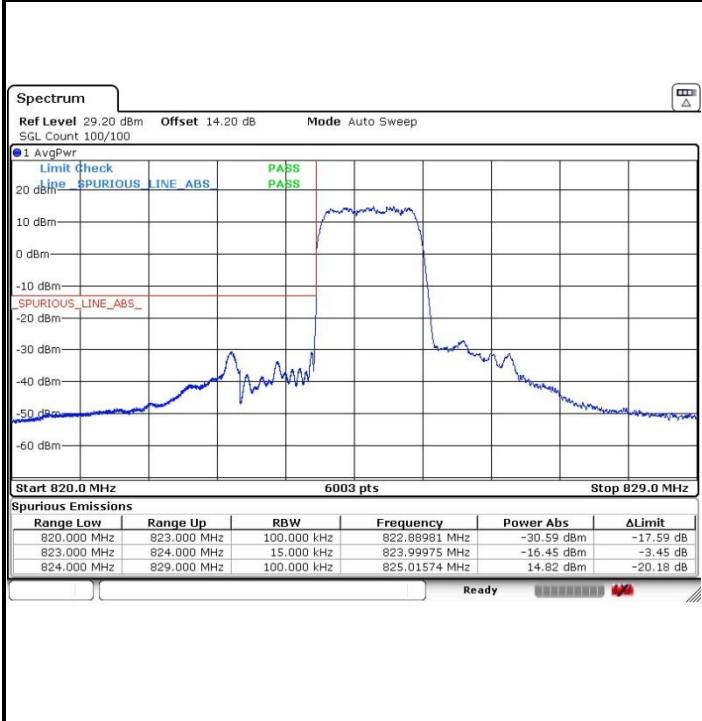




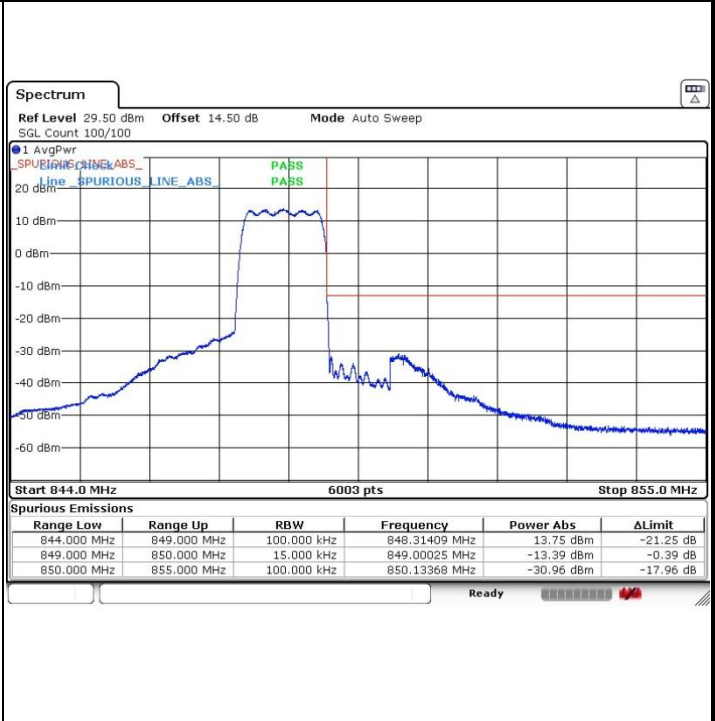


**CDMA BC0 (1xRTT)**

**Lowest Band Edge**

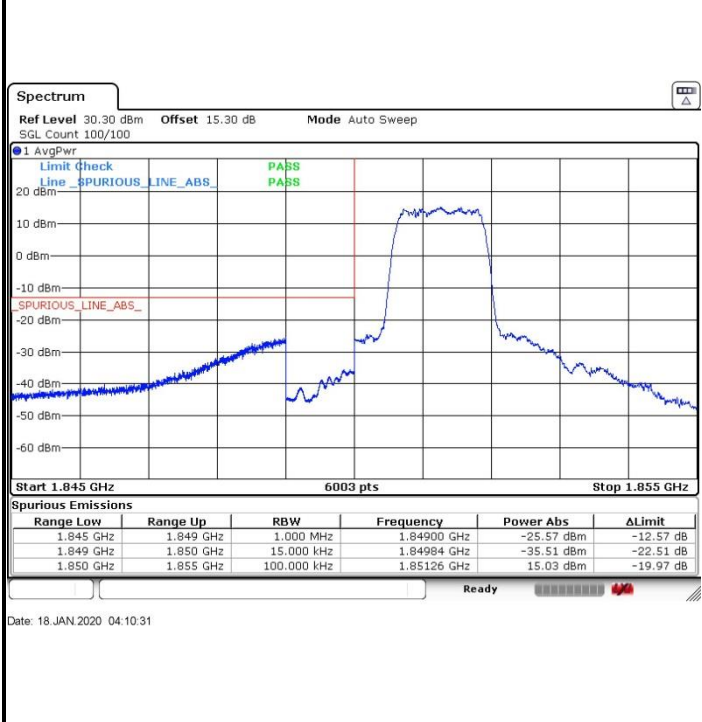


**Highest Band Edge**

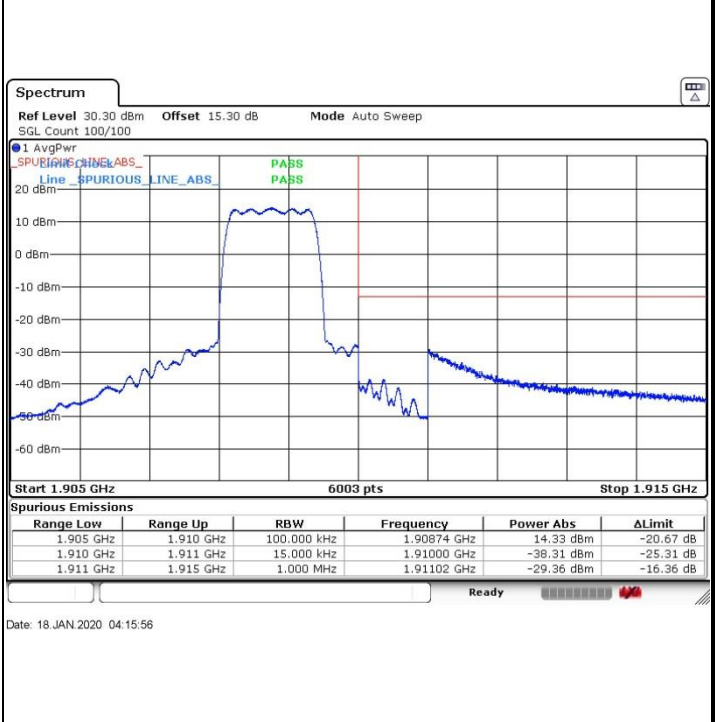


**CDMA BC1 (1xRTT)**

**Lowest Band Edge**



**Highest Band Edge**

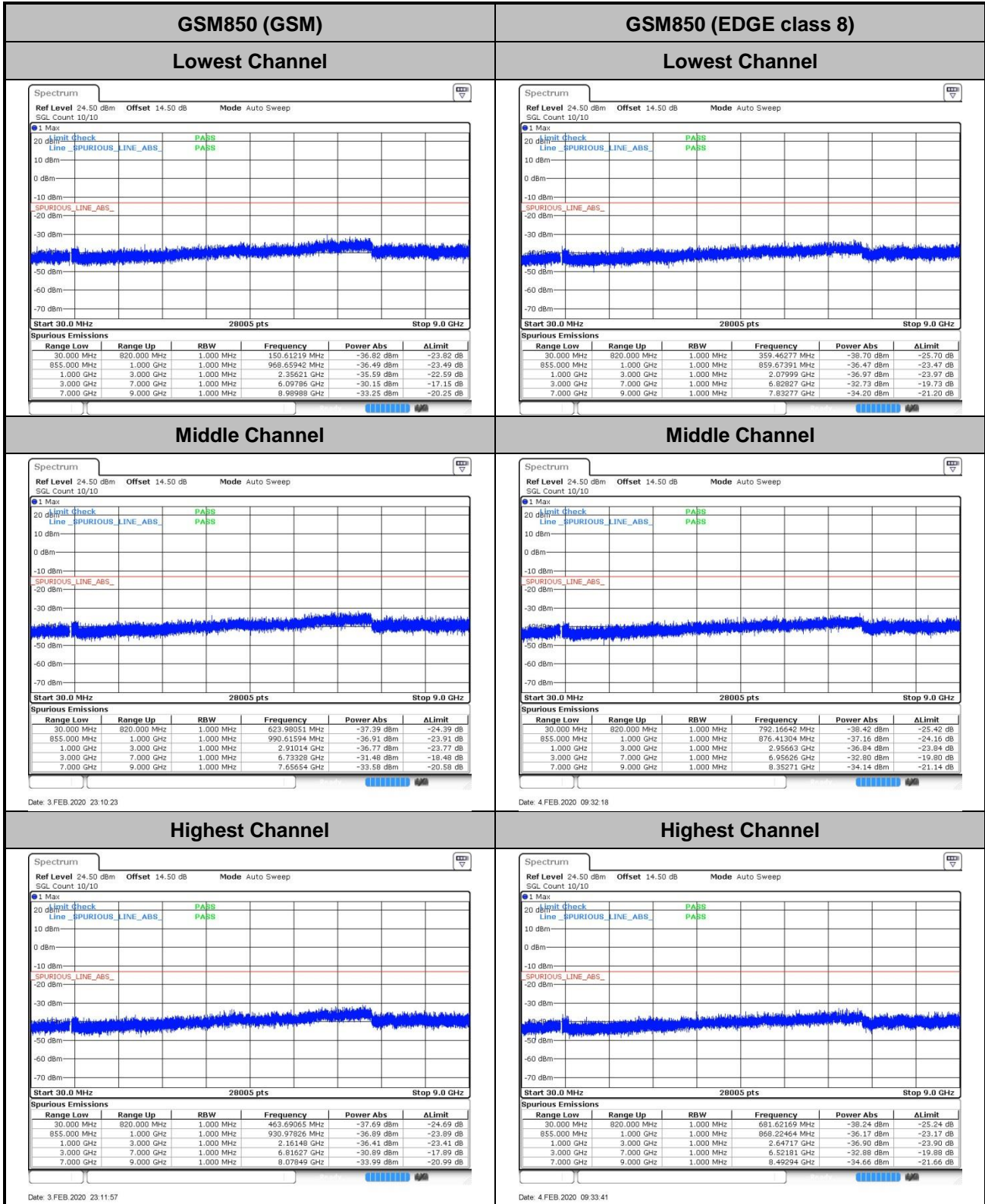


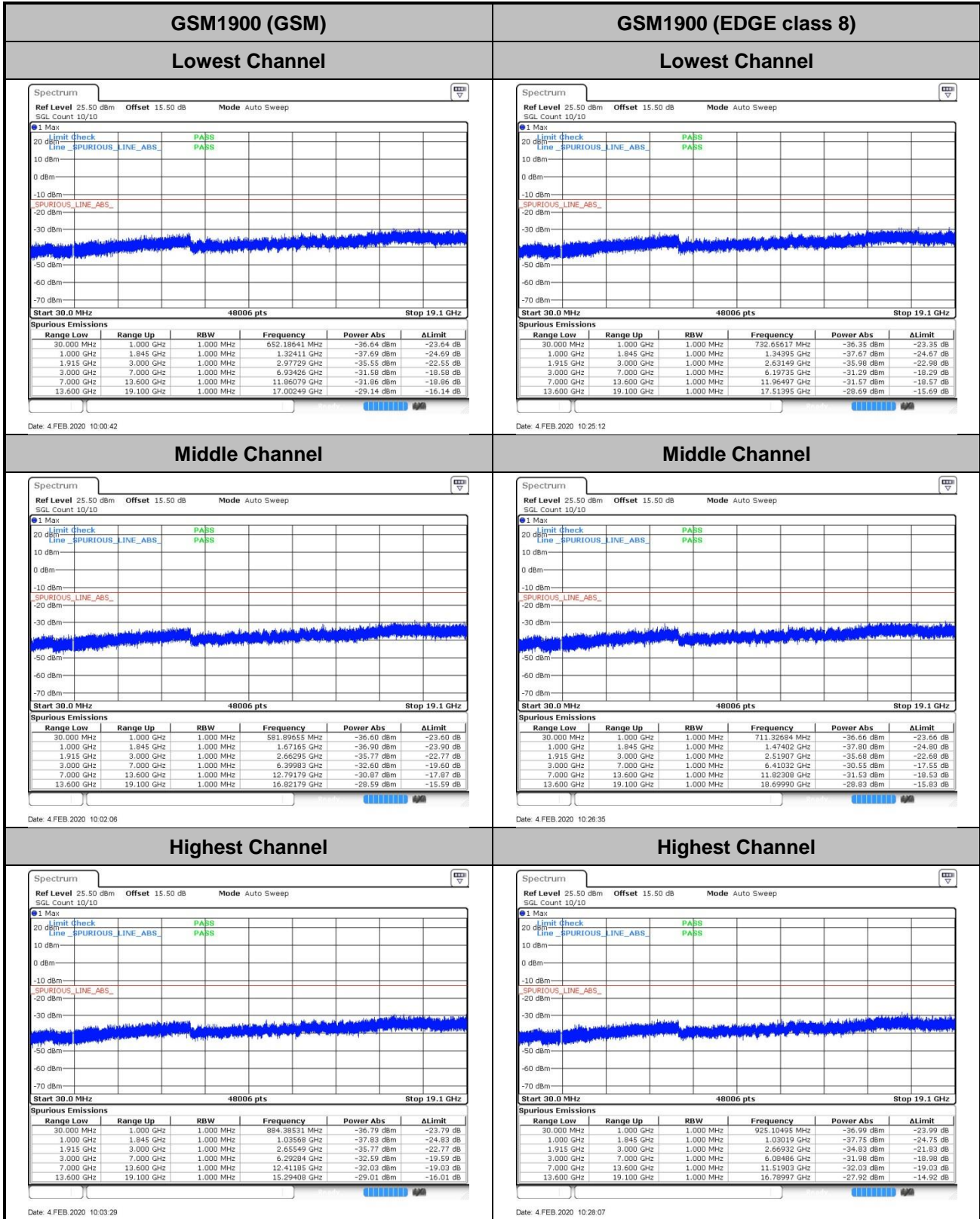
Date: 18 JAN 2020 04:10:31

Date: 18 JAN 2020 04:15:56



# Conducted Spurious Emission

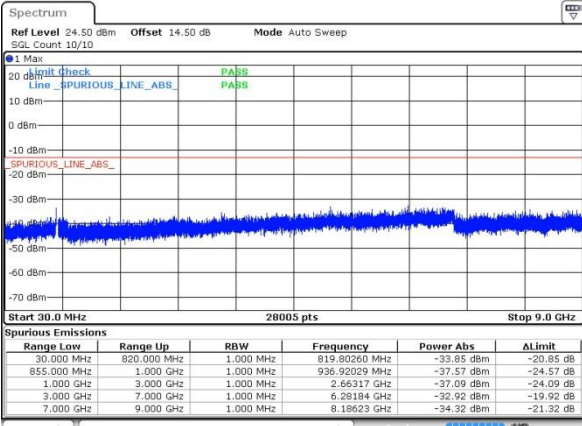






WCDMA Band V (RMC 12.2Kbps)

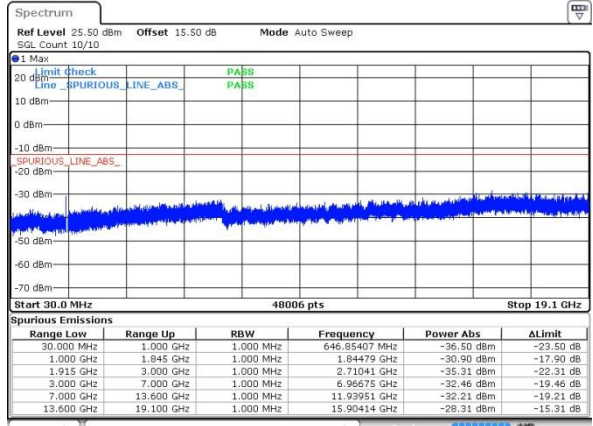
Lowest Channel



Date: 4 FEB 2020 10:57:44

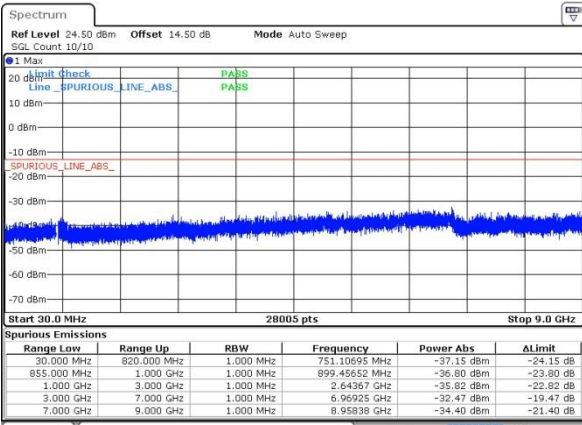
WCDMA Band II (RMC 12.2Kbps)

Lowest Channel



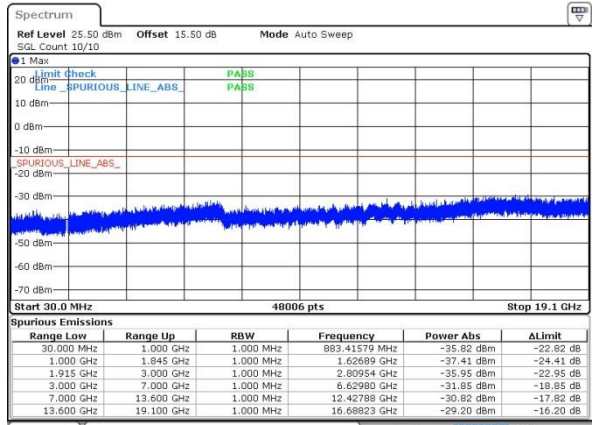
Date: 4 FEB 2020 11:53:02

Middle Channel



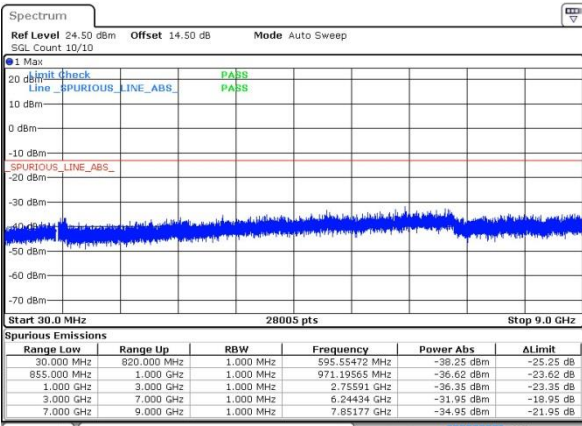
Date: 4 FEB 2020 11:02:00

Middle Channel



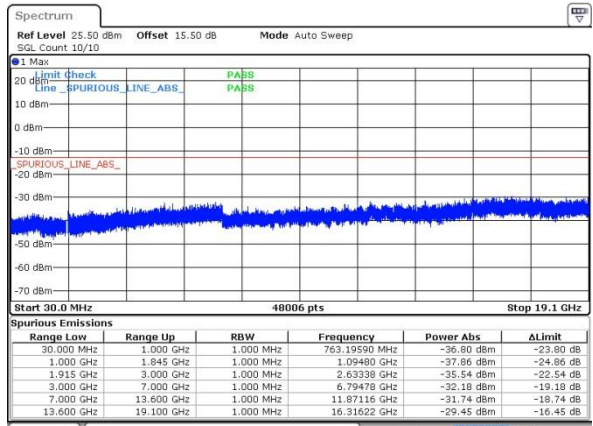
Date: 4 FEB 2020 11:54:25

Highest Channel

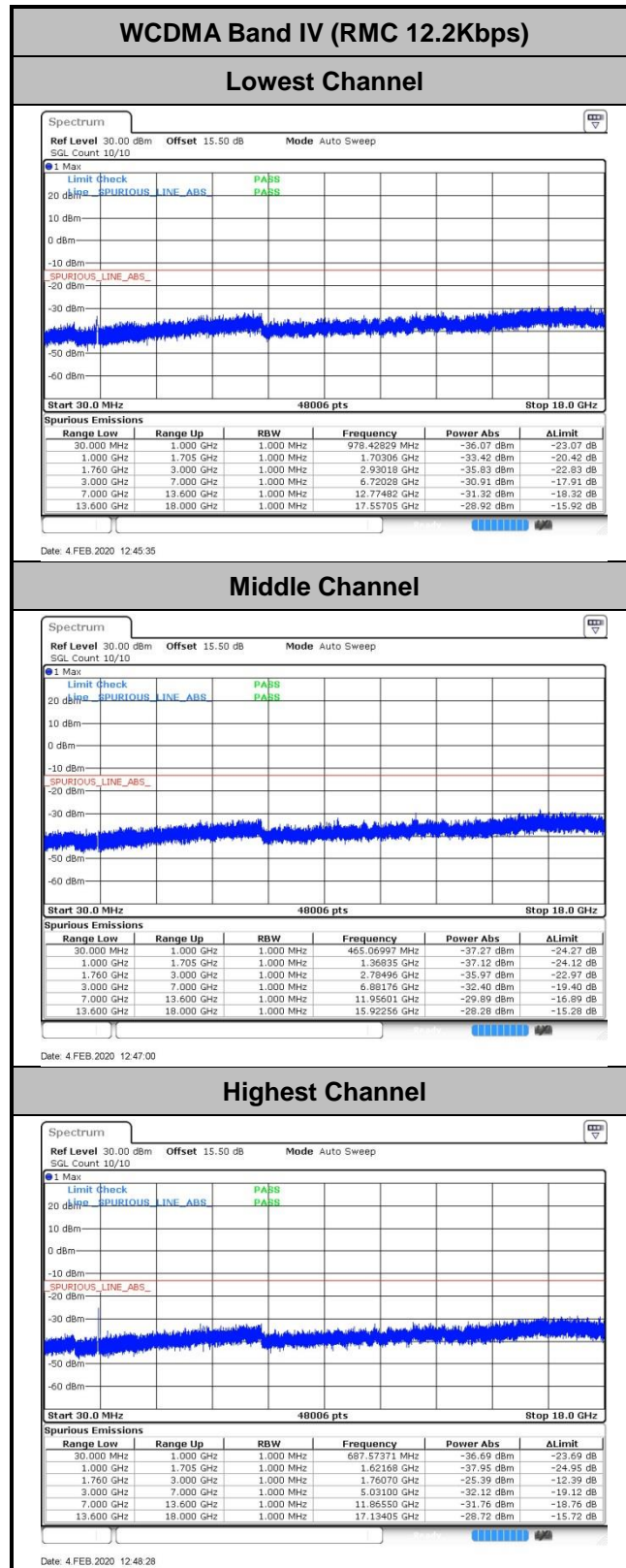


Date: 4 FEB 2020 11:03:24

Highest Channel



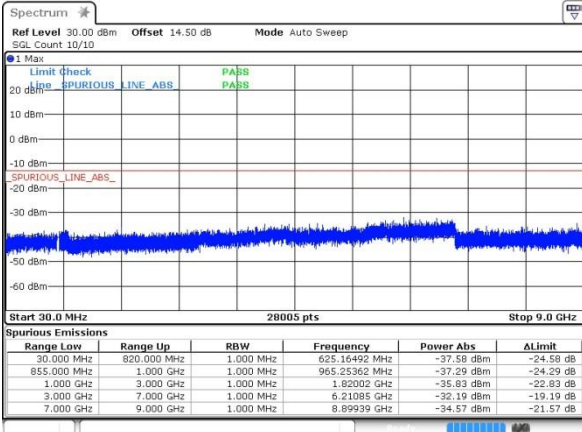
Date: 4 FEB 2020 11:55:44





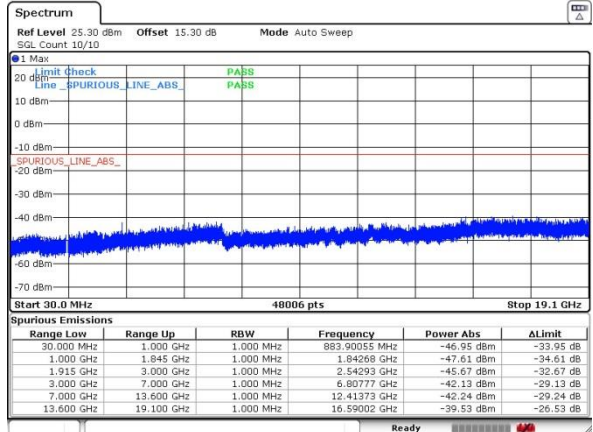
CDMA BC0 (1xRTT)

Lowest Channel

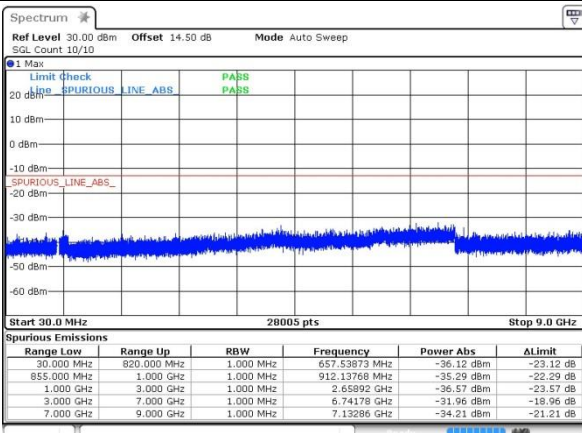


CDMA BC1 (1xRTT)

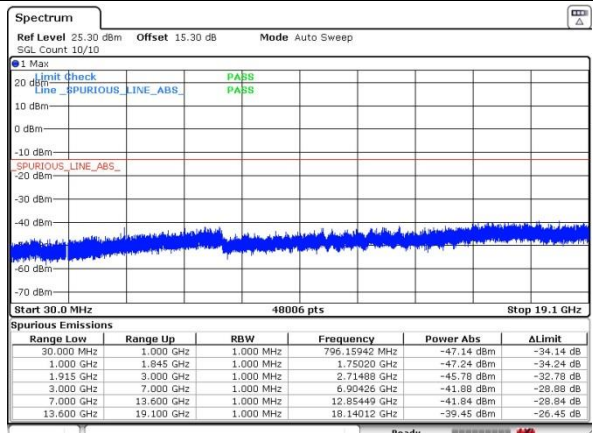
Lowest Channel



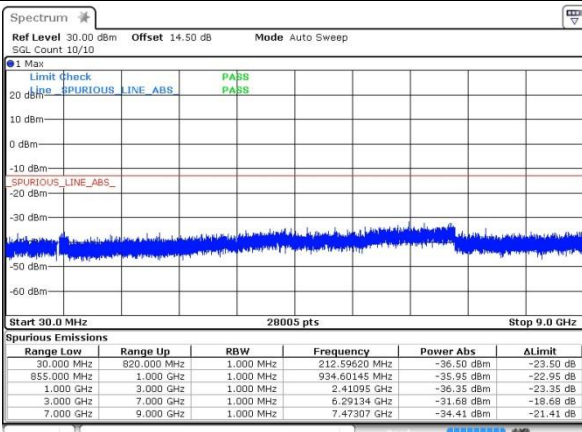
Middle Channel



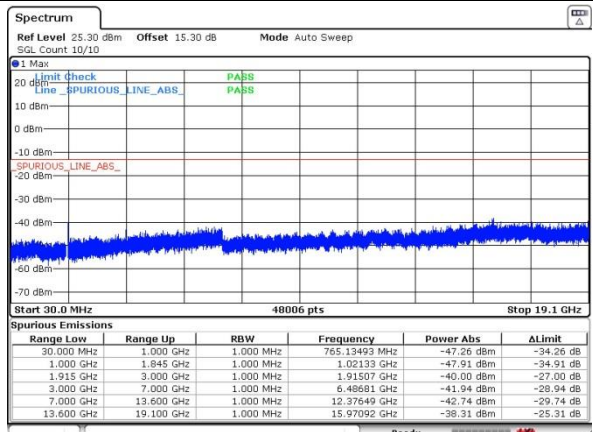
Middle Channel



Highest Channel



Highest Channel



**Frequency Stability**

Test Conditions	Middle Channel	GSM850 (GSM)	GSM850 (EDGE class 8)	Limit 2.5ppm
Temperature (°C)	Voltage (Volt)	Deviation (ppm)		Result
50	Normal Voltage	0.0108	0.0227	PASS
40	Normal Voltage	0.0036	0.0203	
30	Normal Voltage	0.0132	0.0048	
20(Ref.)	Normal Voltage	0.0000	0.0000	
10	Normal Voltage	0.0132	0.0155	
0	Normal Voltage	0.0072	0.0167	
-10	Normal Voltage	0.0203	0.0132	
-20	Normal Voltage	0.0120	0.0060	
-30	Normal Voltage	0.0143	0.0096	
20	Maximum Voltage	0.0060	0.0132	
20	Normal Voltage	0.0000	0.0000	
20	Battery End Point	0.0072	0.0143	

**Note:** Normal Voltage = 3.8V ; Battery End Point (BEP) =3.4V. ; Maximum Voltage =4.4V



Test Conditions	Middle Channel	GSM1900 (GSM)	GSM1900 (EDGE class 8)	Limit Note 2.
Temperature (°C)	Voltage (Volt)	Deviation (ppm)		Result
50	Normal Voltage	0.0048	0.0144	PASS
40	Normal Voltage	0.0011	0.0117	
30	Normal Voltage	0.0101	0.0021	
20(Ref.)	Normal Voltage	0.0000	0.0000	
10	Normal Voltage	0.0090	0.0090	
0	Normal Voltage	0.0085	0.0133	
-10	Normal Voltage	0.0080	0.0154	
-20	Normal Voltage	0.0048	0.0128	
-30	Normal Voltage	0.0048	0.0101	
20	Maximum Voltage	0.0011	0.0016	
20	Normal Voltage	0.0000	0.0000	
20	Battery End Point	0.0080	0.0043	

**Note:**

- 1. Normal Voltage = 3.8V ; Battery End Point (BEP) =3.4V. ; Maximum Voltage =4.4V
- 2. The frequency fundamental emissions stay within the authorized frequency block based on the frequency deviation measured is small.



Test Conditions	Middle Channel	WCDMA Band V (RMC 12.2Kbps)	Limit 2.5ppm
Temperature (°C)	Voltage (Volt)	Deviation (ppm)	Result
50	Normal Voltage	0.0048	PASS
40	Normal Voltage	0.0131	
30	Normal Voltage	0.0036	
20(Ref.)	Normal Voltage	0.0000	
10	Normal Voltage	0.0036	
0	Normal Voltage	0.0108	
-10	Normal Voltage	0.0060	
-20	Normal Voltage	0.0131	
-30	Normal Voltage	0.0155	
20	Maximum Voltage	0.0108	
20	Normal Voltage	0.0000	
20	Battery End Point	0.0155	

Note: Normal Voltage = 3.8V ; Battery End Point (BEP) =3.4V. ; Maximum Voltage =4.4V



Test Conditions	Middle Channel	WCDMA Band II (RMC 12.2Kbps)	Limit Note 2.
Temperature (°C)	Voltage (Volt)	Deviation (ppm)	Result
50	Normal Voltage	0.0080	PASS
40	Normal Voltage	0.0069	
30	Normal Voltage	0.0101	
20(Ref.)	Normal Voltage	0.0000	
10	Normal Voltage	0.0032	
0	Normal Voltage	0.0011	
-10	Normal Voltage	0.0080	
-20	Normal Voltage	0.0016	
-30	Normal Voltage	0.0011	
20	Maximum Voltage	0.0069	
20	Normal Voltage	0.0000	
20	Battery End Point	0.0085	

**Note:**

1. Normal Voltage = 3.8V ; Battery End Point (BEP) =3.4V. ; Maximum Voltage =4.4V
2. The frequency fundamental emissions stay within the authorized frequency block based on the frequency deviation measured is small.



Test Conditions	Middle Channel	WCDMA Band IV (RMC 12.2Kbps)	Limit Note 2.
Temperature (°C)	Voltage (Volt)	Deviation (ppm)	Result
50	Normal Voltage	0.0134	PASS
40	Normal Voltage	0.0037	
30	Normal Voltage	0.0158	
20(Ref.)	Normal Voltage	0.0000	
10	Normal Voltage	0.0012	
0	Normal Voltage	0.0024	
-10	Normal Voltage	0.0061	
-20	Normal Voltage	0.0171	
-30	Normal Voltage	0.0037	
20	Maximum Voltage	0.0146	
20	Normal Voltage	0.0000	
20	Battery End Point	0.0037	

**Note:**

1. Normal Voltage = 3.8V ; Battery End Point (BEP) =3.4V. ; Maximum Voltage =4.4V
2. The frequency fundamental emissions stay within the authorized frequency block based on the frequency deviation measured is small.



Test Conditions	Middle Channel	CDMA BC0 (1xRTT)	Limit 2.5ppm
Temperature (°C)	Voltage (Volt)	Deviation (ppm)	Result
50	Normal Voltage	0.0143	PASS
40	Normal Voltage	0.0131	
30	Normal Voltage	0.0072	
20(Ref.)	Normal Voltage	0.0000	
10	Normal Voltage	0.0048	
0	Normal Voltage	0.0167	
-10	Normal Voltage	0.0036	
-20	Normal Voltage	0.0096	
-30	Normal Voltage	0.0072	
20	Maximum Voltage	0.0108	
20	Normal Voltage	0.0000	
20	Battery End Point	0.0108	

Note: Normal Voltage = 3.8V ; Battery End Point (BEP) =3.4V. ; Maximum Voltage =4.4V



Test Conditions	Middle Channel	CDMA BC1 (1xRTT)	Limit Note 2.
Temperature (°C)	Voltage (Volt)	Deviation (ppm)	Result
50	Normal Voltage	0.0090	PASS
40	Normal Voltage	0.0043	
30	Normal Voltage	0.0101	
20(Ref.)	Normal Voltage	0.0000	
10	Normal Voltage	0.0027	
0	Normal Voltage	0.0032	
-10	Normal Voltage	0.0048	
-20	Normal Voltage	0.0000	
-30	Normal Voltage	0.0037	
20	Maximum Voltage	0.0074	
20	Normal Voltage	0.0000	
20	Battery End Point	0.0085	

**Note:**

1. Normal Voltage = 3.8V ; Battery End Point (BEP) = 3.4V. ; Maximum Voltage =4.4V
2. The frequency fundamental emissions stay within the authorized frequency block based on the frequency deviation measured is small.



## Appendix B. Test Results of Radiated Test

### Radiated Spurious Emission

GSM850 (GSM)								
Channel	Frequency ( MHz )	ERP ( dBm )	Limit ( dBm )	Over Limit ( dB )	S.G. Power ( dBm )	TX Cable loss ( dB )	TX Antenna Gain (dBi)	Polarization (H/V)
Lowest	1648	-51.67	-13	-38.67	-58.64	1.58	10.70	H
	2472	-54.23	-13	-41.23	-62.48	2.102	12.50	H
	3294	-61.72	-13	-48.72	-70.61	2.856	13.90	H
	4122	-58.93	-13	-45.93	-67.39	2.689	13.30	H
	1648	-48.28	-13	-35.28	-55.25	1.58	10.70	V
	2472	-49.75	-13	-36.75	-58.00	2.10	12.50	V
	3294	-62.54	-13	-49.54	-71.43	2.86	13.90	V
	4122	-58.99	-13	-45.99	-67.45	2.69	13.30	V
Middle	1672	-52.19	-13	-39.19	-59.16	1.58	10.70	H
	2510	-61.59	-13	-48.59	-69.84	2.102	12.50	H
	3348	-64.00	-13	-51.00	-72.89	2.856	13.90	H
	1672	-54.01	-13	-41.01	-60.98	1.58	10.70	H
	2510	-61.23	-13	-48.23	-69.48	2.10	12.50	V
	3348	-63.87	-13	-50.87	-72.76	2.86	13.90	V
	1672	-52.19	-13	-39.19	-59.16	1.58	10.70	V
	2510	-61.59	-13	-48.59	-69.84	2.102	12.50	V
Highest	1698	-44.27	-13	-31.27	-51.24	1.58	10.70	H
	2546	-46.01	-13	-33.01	-54.26	2.102	12.50	H
	3396	-61.42	-13	-48.42	-70.31	2.856	13.90	H
	4242	-57.28	-13	-44.28	-65.74	2.689	13.30	H
	1698	-49.67	-13	-36.67	-56.64	1.58	10.70	V
	2546	-45.61	-13	-32.61	-53.86	2.10	12.50	V
	3396	-60.63	-13	-47.63	-69.52	2.86	13.90	V
	4242	-58.68	-13	-45.68	-67.14	2.69	13.30	V

Remark: Spurious emissions within 30-1000MHz were found more than 20dB below limit line.



GSM850 (EDGE class 8)								
Channel	Frequency ( MHz )	ERP ( dBm )	Limit ( dBm )	Over Limit ( dB )	S.G. Power ( dBm )	TX Cable loss ( dB )	TX Antenna Gain (dBi)	Polarization (H/V)
Lowest	1648	-52.33	-13	-39.33	-59.30	1.58	10.70	H
	2472.6	-63.70	-13	-50.70	-71.95	2.102	12.50	H
	3294	-64.30	-13	-51.30	-73.19	2.856	13.90	H
	1648	-56.78	-13	-43.78	-63.75	1.58	10.70	V
	2472	-60.56	-13	-47.56	-68.81	2.10	12.50	V
	3294	-64.21	-13	-51.21	-73.10	2.86	13.90	V
Middle	1672	-51.34	-13	-38.34	-58.31	1.58	10.70	H
	2510	-61.57	-13	-48.57	-69.82	2.102	12.50	H
	3348	-64.20	-13	-51.20	-73.09	2.856	13.90	H
	1672	-53.57	-13	-40.57	-60.54	1.58	10.70	V
	2510	-58.97	-13	-45.97	-67.22	2.10	12.50	V
	3348	-64.09	-13	-51.09	-72.98	2.86	13.90	V
Highest	1698	-50.01	-13	-37.01	-56.98	1.58	10.70	H
	2546	-56.91	-13	-43.91	-65.16	2.102	12.50	H
	3396	-64.09	-13	-51.09	-72.98	2.856	13.90	H
	1698	-55.53	-13	-42.53	-62.50	1.58	10.70	V
	2546	-60.57	-13	-47.57	-68.82	2.10	12.50	V
	3396	-63.83	-13	-50.83	-72.72	2.86	13.90	V

Remark: Spurious emissions within 30-1000MHz were found more than 20dB below limit line.



GSM1900 (GSM)								
Channel	Frequency ( MHz )	EIRP ( dBm )	Limit ( dBm )	Over Limit ( dB )	S.G. Power ( dBm )	TX Cable loss ( dB )	TX Antenna Gain (dBi)	Polarization (H/V)
Lowest	3699	-57.97	-13	-44.97	-70.23	2.641	14.90	H
	5550.6	-56.01	-13	-43.01	-67.87	2.94	14.80	H
	7404	-50.70	-13	-37.70	-60.47	3.39	13.16	H
	3700.4	-57.30	-13	-44.30	-69.56	2.64	14.90	V
	5550	-55.80	-13	-42.80	-67.66	2.94	14.80	V
	7404	-49.75	-13	-36.75	-59.52	3.39	13.16	V
Middle	3760	-57.32	-13	-44.32	-69.58	2.641	14.90	H
	5640	-55.36	-13	-42.36	-67.22	2.94	14.80	H
	7524	-50.26	-13	-37.26	-60.03	3.39	13.16	H
	3759	-56.95	-13	-43.95	-69.21	2.64	14.90	V
	5640	-55.20	-13	-42.20	-67.06	2.94	14.80	V
	7524	-50.08	-13	-37.08	-59.85	3.39	13.16	V
Highest	3819	-57.69	-13	-44.69	-69.95	2.641	14.90	H
	5729.4	-55.81	-13	-42.81	-67.67	2.94	14.80	H
	7644	-50.42	-13	-37.42	-60.19	3.39	13.16	H
	3819.6	-57.25	-13	-44.25	-69.51	2.64	14.90	V
	5730	-55.43	-13	-42.43	-67.29	2.94	14.80	V
	7644	-49.94	-13	-36.94	-59.71	3.39	13.16	V

Remark: Spurious emissions within 30-1000MHz were found more than 20dB below limit line.



GSM1900 (EDGE class 8)								
Channel	Frequency ( MHz )	EIRP ( dBm )	Limit ( dBm )	Over Limit ( dB )	S.G. Power ( dBm )	TX Cable loss ( dB )	TX Antenna Gain (dBi)	Polarization (H/V)
Lowest	3699	-57.72	-13	-44.72	-69.98	2.641	14.90	H
	5550.6	-55.84	-13	-42.84	-67.70	2.94	14.80	H
	7404	-50.78	-13	-37.78	-60.55	3.39	13.16	H
	3700.4	-57.50	-13	-44.50	-69.76	2.64	14.90	V
	5550	-55.68	-13	-42.68	-67.54	2.94	14.80	V
	7404	-50.07	-13	-37.07	-59.84	3.39	13.16	V
Middle	3759	-57.39	-13	-44.39	-69.65	2.641	14.90	H
	5640	-55.57	-13	-42.57	-67.43	2.94	14.80	H
	7524	-50.85	-13	-37.85	-60.62	3.39	13.16	H
	3760	-57.21	-13	-44.21	-69.47	2.64	14.90	V
	5640	-55.28	-13	-42.28	-67.14	2.94	14.80	V
	7524	-50.08	-13	-37.08	-59.85	3.39	13.16	V
Highest	3819	-57.54	-13	-44.54	-69.80	2.641	14.90	H
	5729.4	-55.60	-13	-42.60	-67.46	2.94	14.80	H
	7644	-50.35	-13	-37.35	-60.12	3.39	13.16	H
	3819.6	-57.13	-13	-44.13	-69.39	2.64	14.90	V
	5730	-55.38	-13	-42.38	-67.24	2.94	14.80	V
	7644	-49.91	-13	-36.91	-59.68	3.39	13.16	V

Remark: Spurious emissions within 30-1000MHz were found more than 20dB below limit line.



WCDMA Band V(RMC 12.2Kbps)								
Channel	Frequency ( MHz )	ERP ( dBm )	Limit ( dBm )	Over Limit ( dB )	S.G. Power ( dBm )	TX Cable loss ( dB )	TX Antenna Gain (dBi)	Polarization (H/V)
Lowest	1652	-68.35	-13	-55.35	-75.32	1.58	10.70	H
	2479.2	-63.69	-13	-50.69	-71.94	2.102	12.50	H
	3306	-64.10	-13	-51.10	-72.99	2.856	13.90	H
	1652.8	-67.87	-13	-54.87	-74.84	1.58	10.70	V
	2480	-62.88	-13	-49.88	-71.13	2.10	12.50	V
	3306	-63.93	-13	-50.93	-72.82	2.86	13.90	V
Middle	1672	-68.21	-13	-55.21	-75.18	1.58	10.70	H
	2510	-62.70	-13	-49.70	-70.95	2.102	12.50	H
	3348	-64.42	-13	-51.42	-73.31	2.856	13.90	H
	1672	-68.07	-13	-55.07	-75.04	1.58	10.70	V
	2510	-63.25	-13	-50.25	-71.50	2.10	12.50	V
	3348	-64.09	-13	-51.09	-72.98	2.86	13.90	V
Highest	1694	-68.40	-13	-55.40	-75.37	1.58	10.70	H
	2539.8	-63.90	-13	-50.90	-72.15	2.102	12.50	H
	3384	-64.19	-13	-51.19	-73.08	2.856	13.90	H
	1693.2	-68.64	-13	-55.64	-75.61	1.58	10.70	V
	2540	-63.83	-13	-50.83	-72.08	2.10	12.50	V
	3384	-64.21	-13	-51.21	-73.10	2.86	13.90	V

Remark: Spurious emissions within 30-1000MHz were found more than 20dB below limit line.



WCDMA Band II(RMC 12.2Kbps)								
Channel	Frequency ( MHz )	EIRP ( dBm )	Limit ( dBm )	Over Limit ( dB )	S.G. Power ( dBm )	TX Cable loss ( dB )	TX Antenna Gain (dBi)	Polarization (H/V)
Lowest	3705	-57.67	-13	-44.67	-69.93	2.641	14.90	H
	5556	-55.72	-13	-42.72	-67.58	2.94	14.80	H
	7404	-50.78	-13	-37.78	-60.55	3.39	13.16	H
	3705	-57.44	-13	-44.44	-69.70	2.64	14.90	V
	5556	-55.56	-13	-42.56	-67.42	2.94	14.80	V
	7404	-50.44	-13	-37.44	-60.21	3.39	13.16	V
Middle	3759	-57.41	-13	-44.41	-69.67	2.641	14.90	H
	5640	-55.43	-13	-42.43	-67.29	2.94	14.80	H
	7524	-50.56	-13	-37.56	-60.33	3.39	13.16	H
	3760	-56.94	-13	-43.94	-69.20	2.64	14.90	V
	5640	-55.13	-13	-42.13	-66.99	2.94	14.80	V
	7524	-49.66	-13	-36.66	-59.43	3.39	13.16	V
Highest	3816	-57.80	-13	-44.80	-70.06	2.641	14.90	H
	5722.8	-55.85	-13	-42.85	-67.71	2.94	14.80	H
	7632	-50.62	-13	-37.62	-60.39	3.39	13.16	H
	3815.2	-57.35	-13	-44.35	-69.61	2.64	14.90	V
	5724	-55.30	-13	-42.30	-67.16	2.94	14.80	V
	7632	-50.22	-13	-37.22	-59.99	3.39	13.16	V

Remark: Spurious emissions within 30-1000MHz were found more than 20dB below limit line.



WCDMA Band IV(RMC 12.2Kbps)								
Channel	Frequency ( MHz )	EIRP ( dBm )	Limit ( dBm )	Over Limit ( dB )	S.G. Power ( dBm )	TX Cable loss ( dB )	TX Antenna Gain (dBi)	Polarization (H/V)
Lowest	3426	-62.00	-13	-49.00	-72.74	2.604	13.34	H
	5136	-56.70	-13	-43.70	-67.21	3.011	13.52	H
	6852	-54.00	-13	-41.00	-64.20	3.271	13.47	H
	3426	-61.83	-13	-48.83	-72.57	2.604	13.34	V
	5136	-56.35	-13	-43.35	-66.86	3.011	13.52	V
	6852	-53.30	-13	-40.30	-63.50	3.271	13.47	V
Middle	3465	-61.32	-13	-48.32	-72.06	2.604	13.34	H
	5197.8	-56.83	-13	-43.83	-67.34	3.011	13.52	H
	6936	-53.22	-13	-40.22	-63.42	3.271	13.47	H
	3465.2	-61.24	-13	-48.24	-71.98	2.604	13.34	V
	5199	-57.00	-13	-44.00	-67.51	3.011	13.52	V
	6936	-52.70	-13	-39.70	-62.90	3.271	13.47	V
Highest	3504	-61.31	-13	-48.31	-72.05	2.604	13.34	H
	5257.8	-57.53	-13	-44.53	-68.04	3.011	13.52	H
	7008	-52.47	-13	-39.47	-62.67	3.271	13.47	H
	3504	-61.81	-13	-48.81	-72.55	2.604	13.34	V
	5257.8	-57.68	-13	-44.68	-68.19	3.011	13.52	V
	7008	-52.24	-13	-39.24	-62.44	3.271	13.47	V

Remark: Spurious emissions within 30-1000MHz were found more than 20dB below limit line.



CDMA BC0(1xRTT)								
Channel	Frequency ( MHz )	ERP ( dBm )	Limit ( dBm )	Over Limit ( dB )	S.G. Power ( dBm )	TX Cable loss ( dB )	TX Antenna Gain (dBi)	Polarization (H/V)
Lowest	1650	-64.99	-13	-51.99	-71.96	1.58	10.70	H
	2474.1	-62.59	-13	-49.59	-70.84	2.102	12.50	H
	3300	-63.69	-13	-50.69	-72.58	2.856	13.90	H
	1650	-65.16	-13	-52.16	-72.13	1.58	10.70	V
	2474	-62.62	-13	-49.62	-70.87	2.10	12.50	V
	3300	-63.32	-13	-50.32	-72.21	2.86	13.90	V
Middle	1674	-67.73	-13	-54.73	-74.70	1.58	10.70	H
	2510	-61.27	-13	-48.27	-69.52	2.102	12.50	H
	3348	-63.60	-13	-50.60	-72.49	2.856	13.90	H
	1674	-65.90	-13	-52.90	-72.87	1.58	10.70	V
	2510	-61.33	-13	-48.33	-69.58	2.10	12.50	V
	3348	-63.64	-13	-50.64	-72.53	2.86	13.90	V
Highest	1696	-68.04	-13	-55.04	-75.01	1.58	10.70	H
	2544.93	-63.29	-13	-50.29	-71.54	2.102	12.50	H
	3396	-63.35	-13	-50.35	-72.24	2.856	13.90	H
	1696.62	-66.98	-13	-53.98	-73.95	1.58	10.70	V
	2544	-61.92	-13	-48.92	-70.17	2.10	12.50	V
	3396	-63.54	-13	-50.54	-72.43	2.86	13.90	V

Remark: Spurious emissions within 30-1000MHz were found more than 20dB below limit line.



CDMA BC1(1xRTT)								
Channel	Frequency ( MHz )	EIRP ( dBm )	Limit ( dBm )	Over Limit ( dB )	S.G. Power ( dBm )	TX Cable loss ( dB )	TX Antenna Gain (dBi)	Polarization (H/V)
Lowest	3702	-57.80	-13	-44.80	-70.06	2.64	14.90	H
	5553	-55.75	-13	-42.75	-67.61	2.94	14.80	H
	7404	-50.31	-13	-37.31	-60.08	3.39	13.16	H
	3702	-57.33	-13	-44.33	-69.59	2.64	14.90	V
	5553	-55.81	-13	-42.81	-67.67	2.94	14.80	V
	7404	-49.51	-13	-36.51	-59.28	3.39	13.16	V
Middle	3759	-57.32	-13	-44.32	-69.58	2.64	14.90	H
	5640	-55.29	-13	-42.29	-67.15	2.94	14.80	H
	7524	-50.42	-13	-37.42	-60.19	3.39	13.16	H
	3759	-56.94	-13	-43.94	-69.20	2.64	14.90	V
	5640	-54.93	-13	-41.93	-66.79	2.94	14.80	V
	7524	-49.87	-13	-36.87	-59.64	3.39	13.16	V
Highest	3819	-57.42	-13	-44.42	-69.68	2.64	14.90	H
	5727	-55.51	-13	-42.51	-67.37	2.94	14.80	H
	7632	-50.06	-13	-37.06	-59.83	3.39	13.16	H
	3819	-57.60	-13	-44.60	-69.86	2.64	14.90	V
	5727	-55.21	-13	-42.21	-67.07	2.94	14.80	V
	7632	-49.87	-13	-36.87	-59.64	3.39	13.16	V

Remark: Spurious emissions within 30-1000MHz were found more than 20dB below limit line.